



US00D679642S

(12) **United States Design Patent**  
**Schmeckpeper**

(10) **Patent No.:** **US D679,642 S**

(45) **Date of Patent:** **\*\* Apr. 9, 2013**

(54) **VEHICLE FRONT FENDER**

(75) Inventor: **Daniel E Schmeckpeper**, Clarkston, MI (US)

(73) Assignee: **GM Global Technology Operations LLC**, Detroit, MI (US)

(\*\*) Term: **14 Years**

(21) Appl. No.: **29/407,615**

(22) Filed: **Nov. 30, 2011**

(51) **LOC (9) Cl.** ..... **12-16**

(52) **U.S. Cl.** ..... **D12/184**

(58) **Field of Classification Search** ..... D12/184,  
D12/196, 90-92, 181; 280/152.1, 847-849,  
280/851; 296/181.1, 181.5

See application file for complete search history.

(56) **References Cited**

**U.S. PATENT DOCUMENTS**

D598,347 S \* 8/2009 Mattin et al. .... D12/184  
D607,797 S \* 1/2010 Walter et al. .... D12/184

D609,150 S \* 2/2010 Krugger et al. .... D12/184  
D610,512 S \* 2/2010 Bucher et al. .... D12/184  
D665,319 S \* 8/2012 Huet ..... D12/184  
D669,405 S \* 10/2012 Gifford ..... D12/184  
D669,829 S \* 10/2012 Iwao et al. .... D12/184

\* cited by examiner

*Primary Examiner* — Melody N Brown

(74) *Attorney, Agent, or Firm* — Parks IP Law LLC; Mickki D. Murray

(57) **CLAIM**

The ornamental design for a vehicle front fender, as shown and described.

**DESCRIPTION**

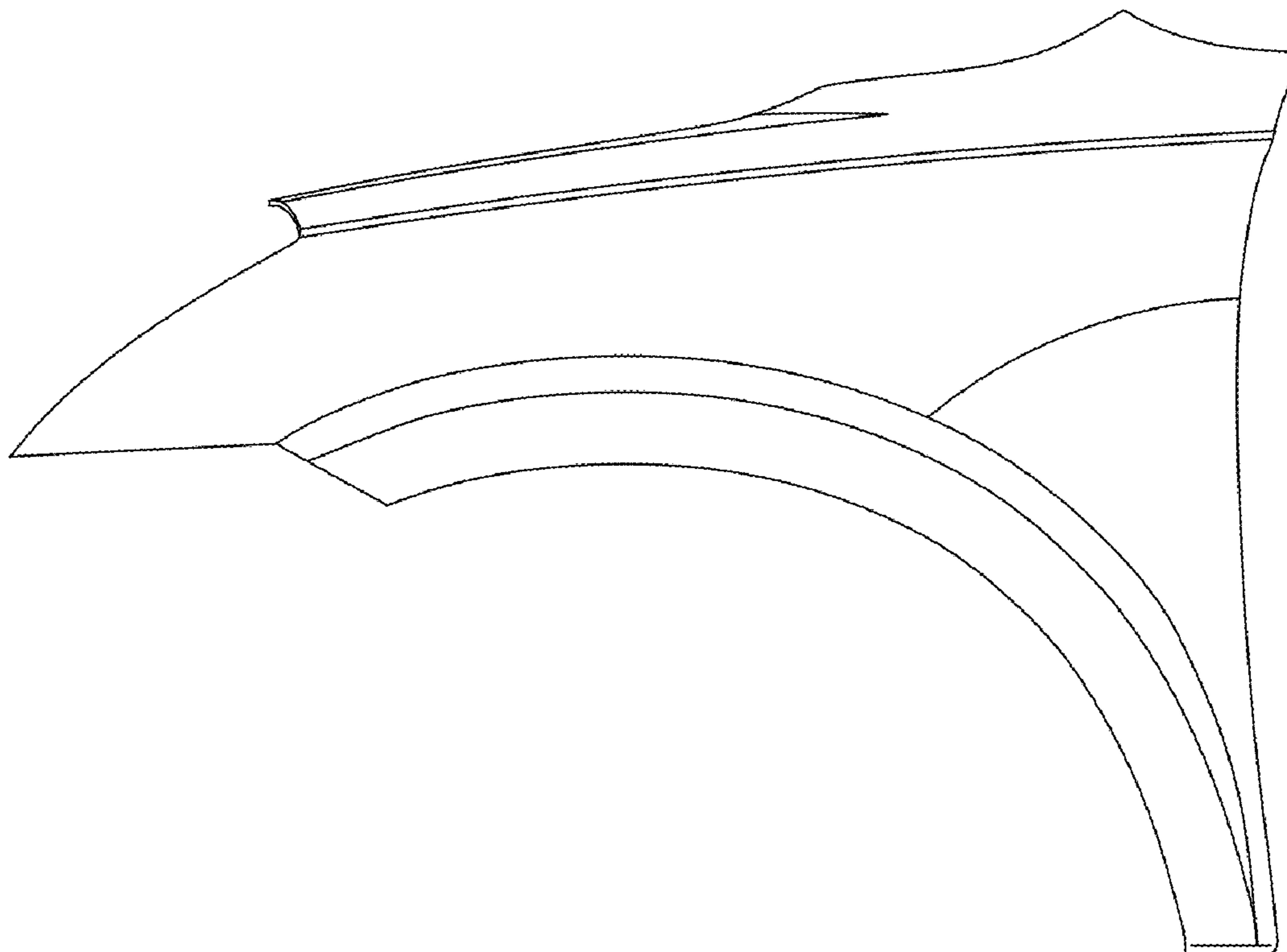
FIG. 1 is perspective view of a vehicle front fender showing the new design;

FIG. 2 is a side view, thereof;

FIG. 3 is a front view, thereof; and,

FIG. 4 is a top plan view, thereof.

**1 Claim, 1 Drawing Sheet**



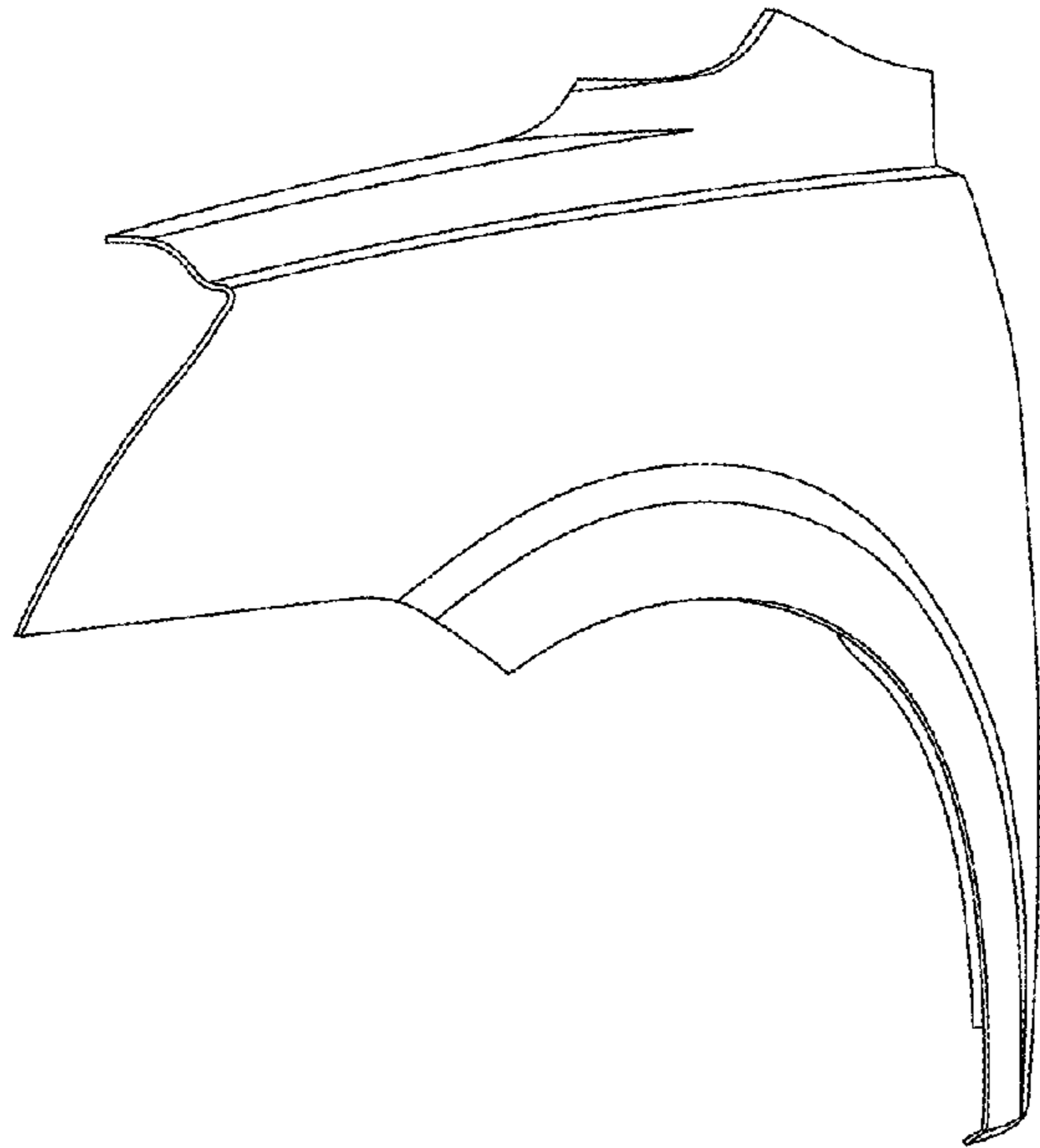


Fig-1

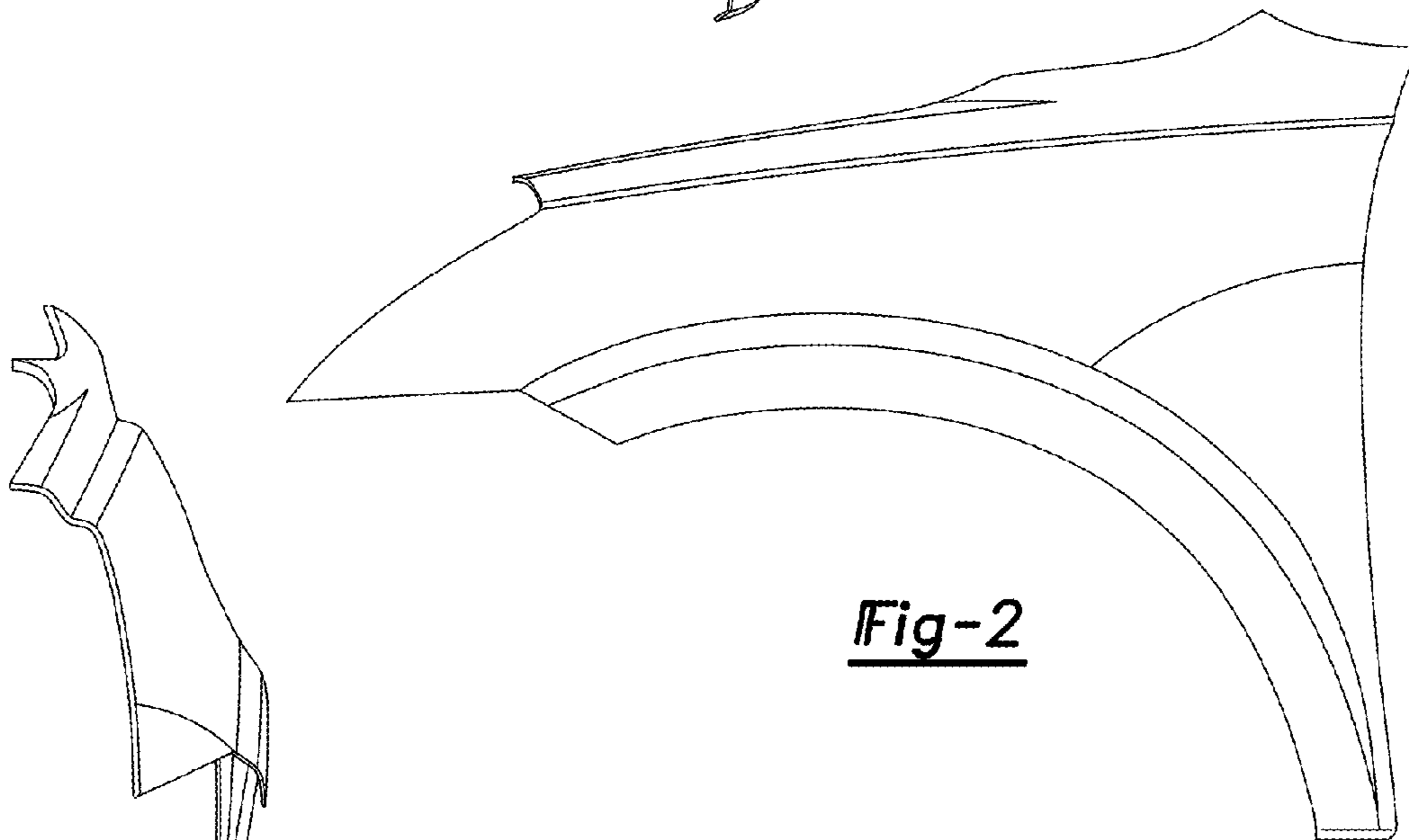


Fig-2

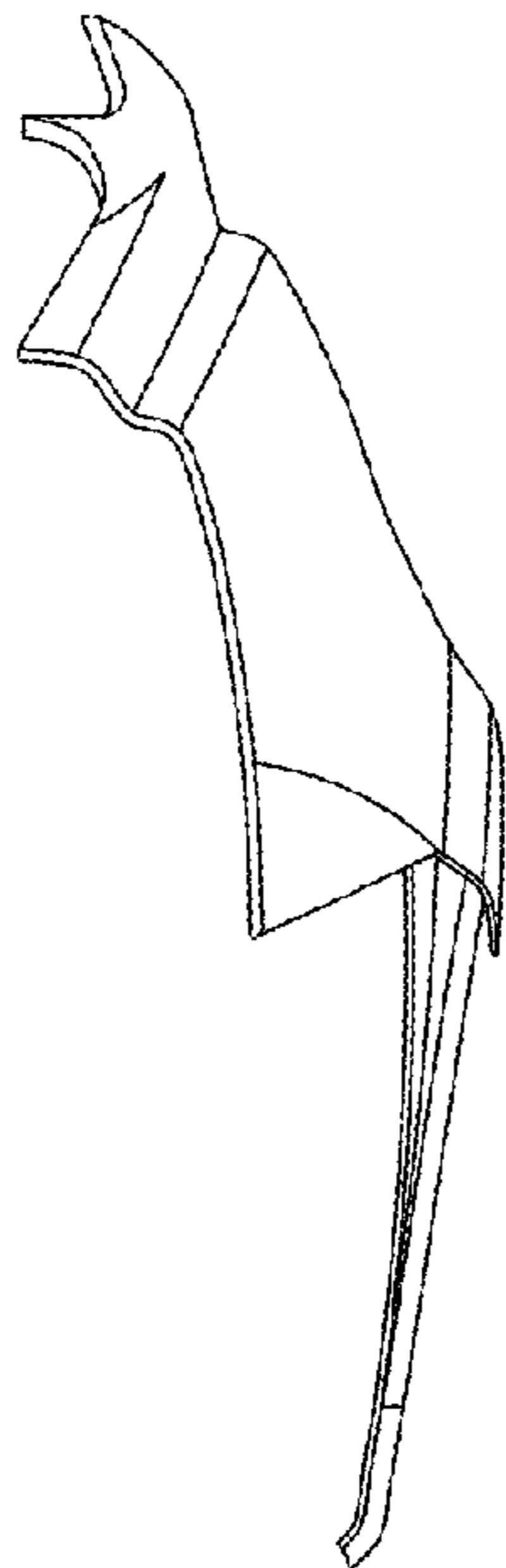


Fig-3

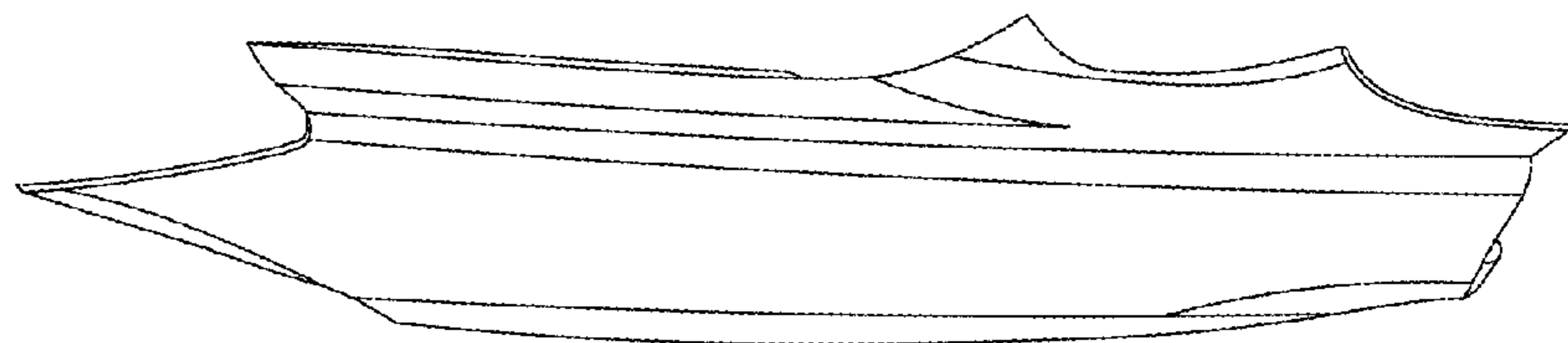


Fig-4