



US00D679638S

(12) **United States Design Patent**
Harvey et al.

(10) **Patent No.:** **US D679,638 S**

(45) **Date of Patent:** **** Apr. 9, 2013**

(54) **AIR FLOW SHIELD**

(75) Inventors: **William B. Harvey**, Laytonsville, MD (US); **Mathew G. Amsellem**, Monrovia, MD (US)

(73) Assignee: **Brandebury Tool Company, Inc.**, Gaithersburg, MD (US)

(**) Term: **14 Years**

(21) Appl. No.: **29/391,261**

(22) Filed: **May 5, 2011**

(51) **LOC (9) Cl.** **12-08**

(52) **U.S. Cl.** **D12/181**

(58) **Field of Classification Search** D12/181, D12/191, 196, 400, 190, 88; 280/727, 770, 280/848; 296/180.1-180.5, 91; 180/903

See application file for complete search history.

(56) **References Cited**

U.S. PATENT DOCUMENTS

D235,010	S	*	4/1975	Hugon	D12/182
4,299,483	A		11/1981	Grove et al.		
4,710,819	A		12/1987	Brown		
4,790,555	A	*	12/1988	Nobile	296/78.1
D340,028	S	*	10/1993	Takizawa	D13/133
D371,335	S	*	7/1996	Safrit	D12/181
D375,925	S	*	11/1996	Griffin	D12/181

D381,612	S	*	7/1997	Ma	D12/181
6,061,087	A		5/2000	Schieltz et al.		
7,000,883	B2		2/2006	Mercadal et al.		
D518,426	S	*	4/2006	Beigel et al.	D12/181
D551,140	S	*	9/2007	Murkett	D12/181
D586,274	S	*	2/2009	Klock	D12/182
D595,628	S	*	7/2009	Boyd	D12/181
D626,046	S	*	10/2010	Klock	D12/182
D632,235	S	*	2/2011	Klock	D12/182
D633,018	S	*	2/2011	Klock	D12/182
2009/0216394	A1		8/2009	Heppe et al.		

* cited by examiner

Primary Examiner — Katrina A. Betton

(74) *Attorney, Agent, or Firm* — Lieberman & Brandsdorfer, LLC

(57) **CLAIM**

The ornamental design for an air flow shield, as shown and described.

DESCRIPTION

FIG. 1 is a perspective view of an air flow shield, showing our new design;

FIG. 2 is a front elevational view taken from FIG. 1;

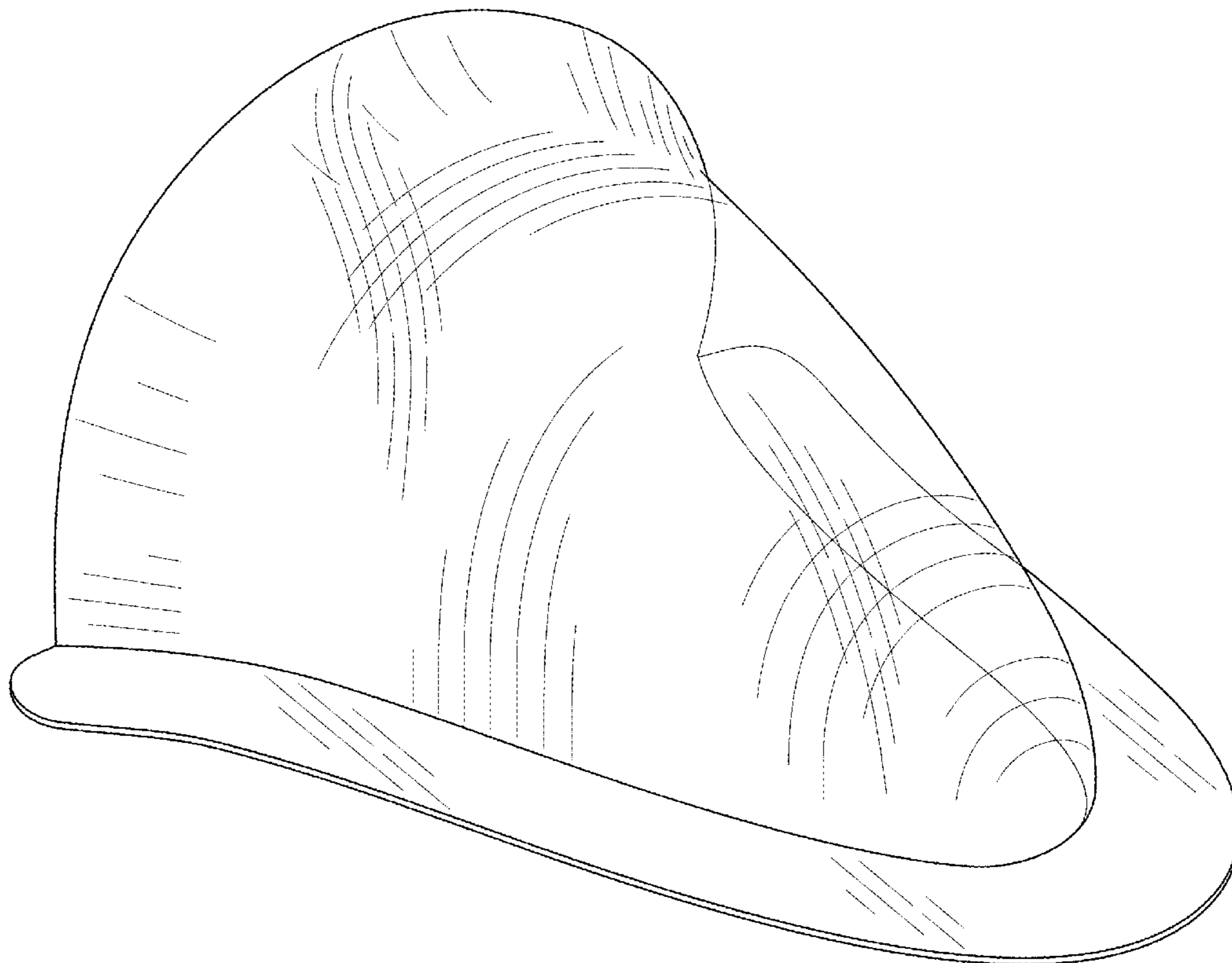
FIG. 3 is a back elevational view taken from FIG. 1;

FIG. 4 is a top plan view taken from FIG. 1;

FIG. 5 is a bottom plan view taken from FIG. 1; and,

FIG. 6 is a side view taken from FIG. 1, the opposite side view being symmetrical.

1 Claim, 5 Drawing Sheets



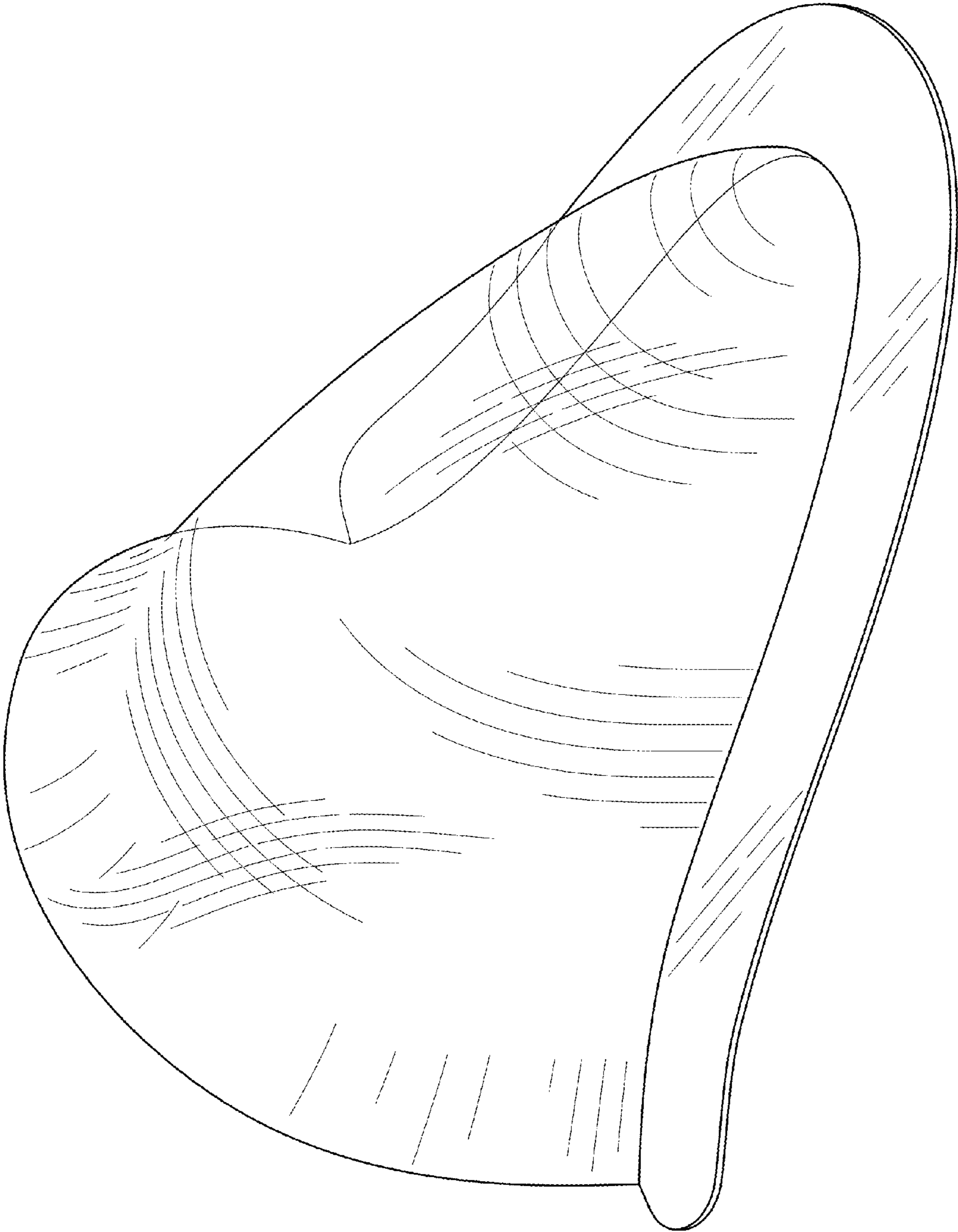


FIG. 1

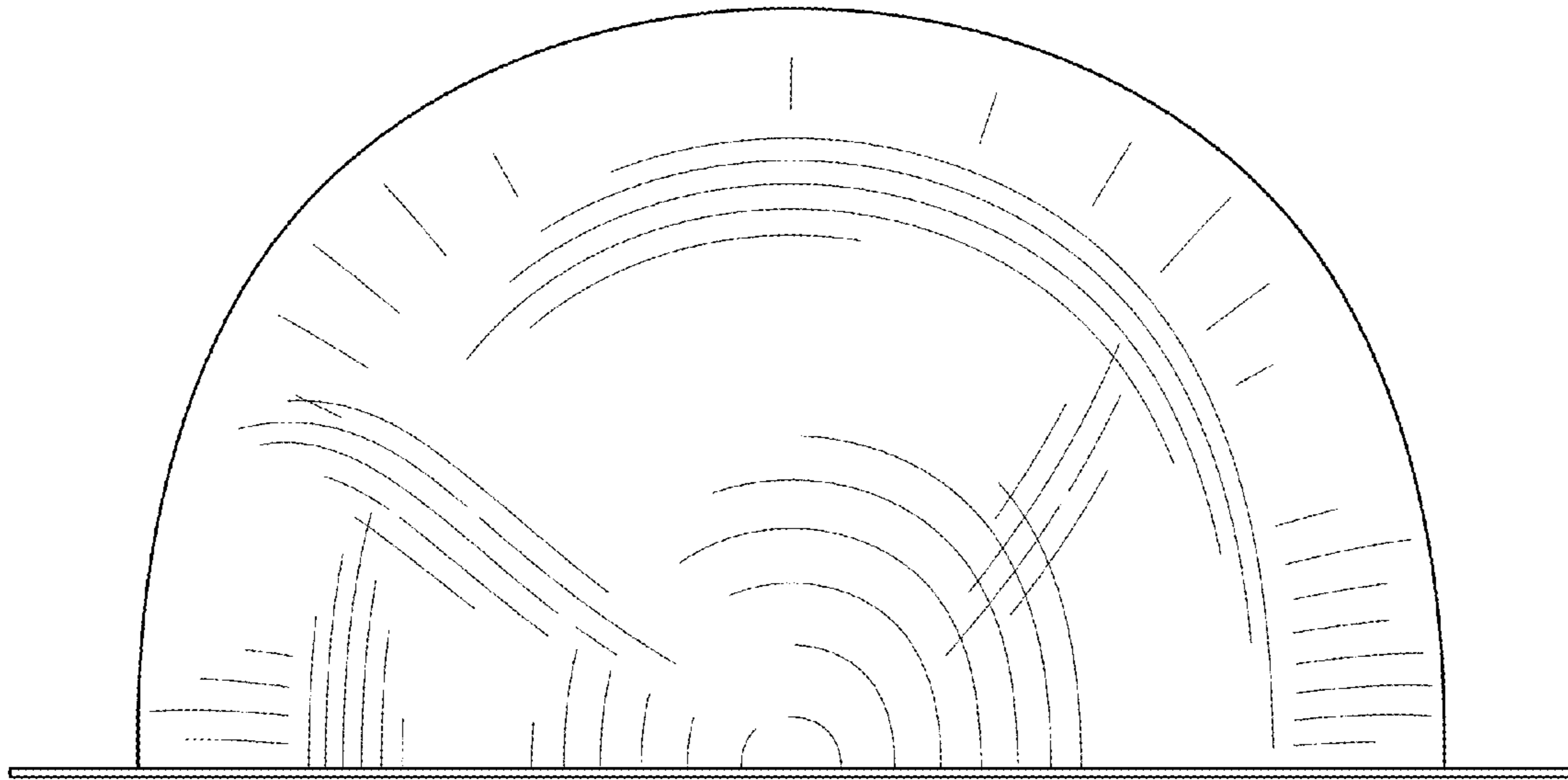


FIG. 2

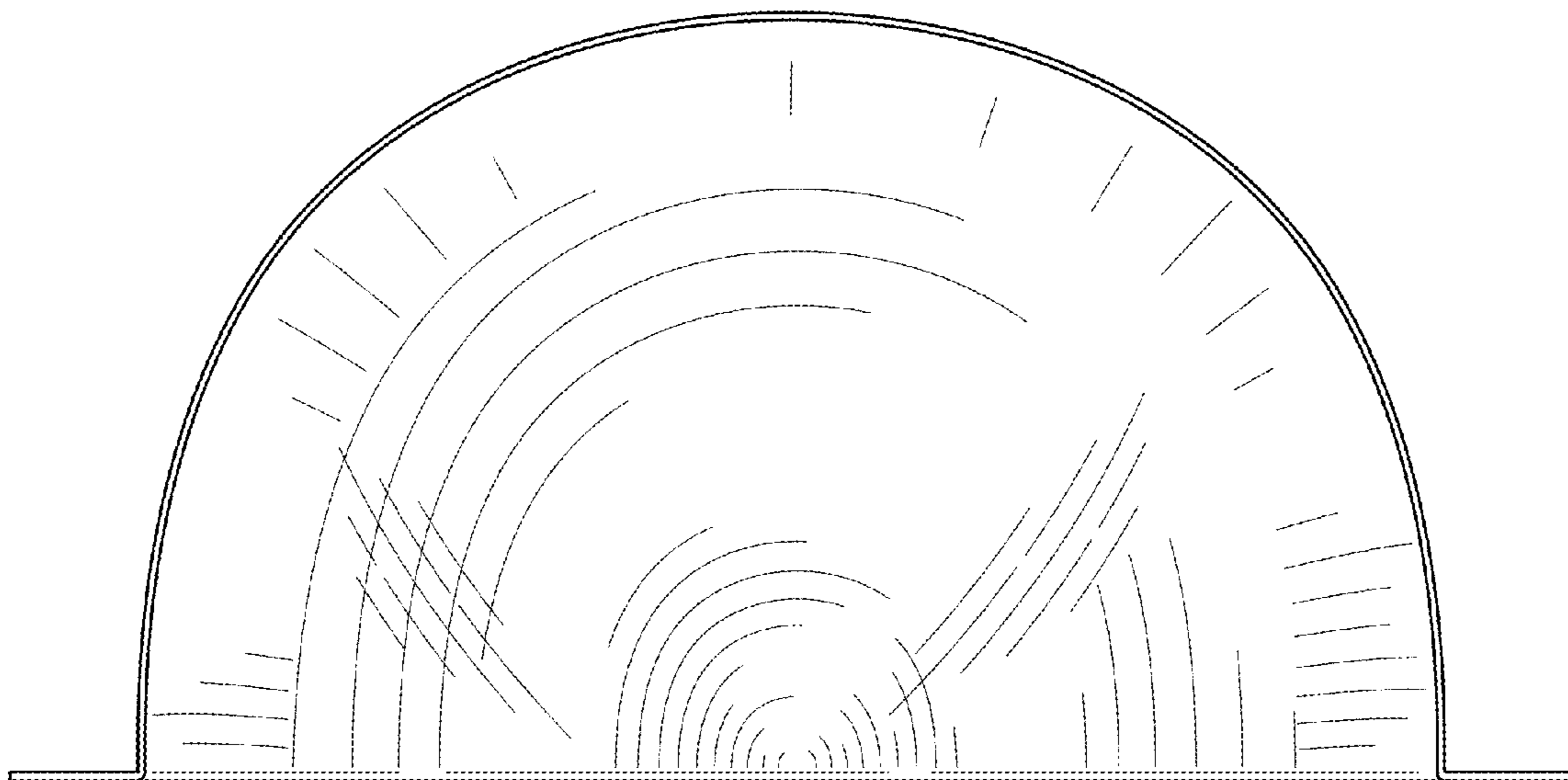


FIG. 3

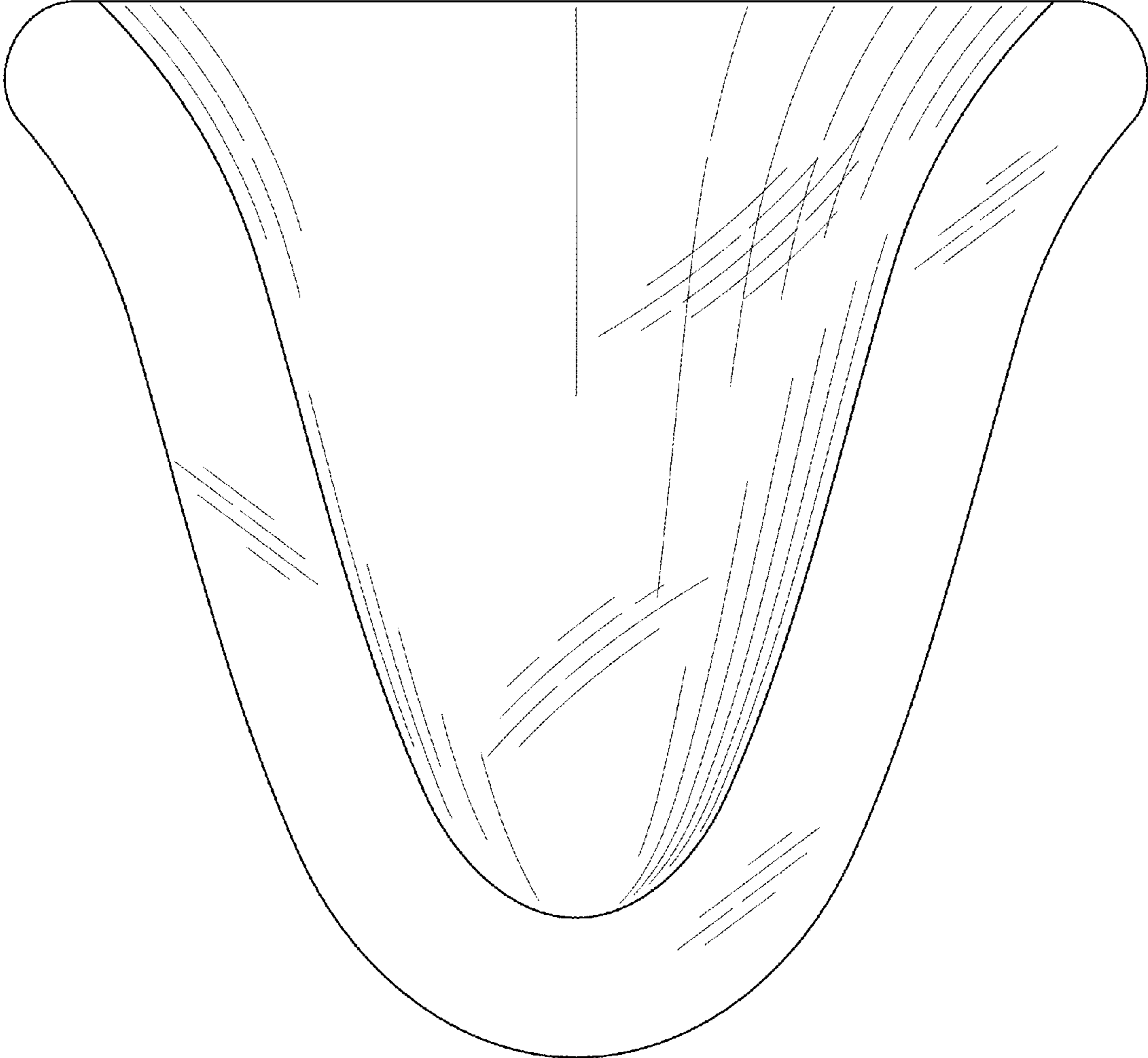


FIG. 4



FIG. 5

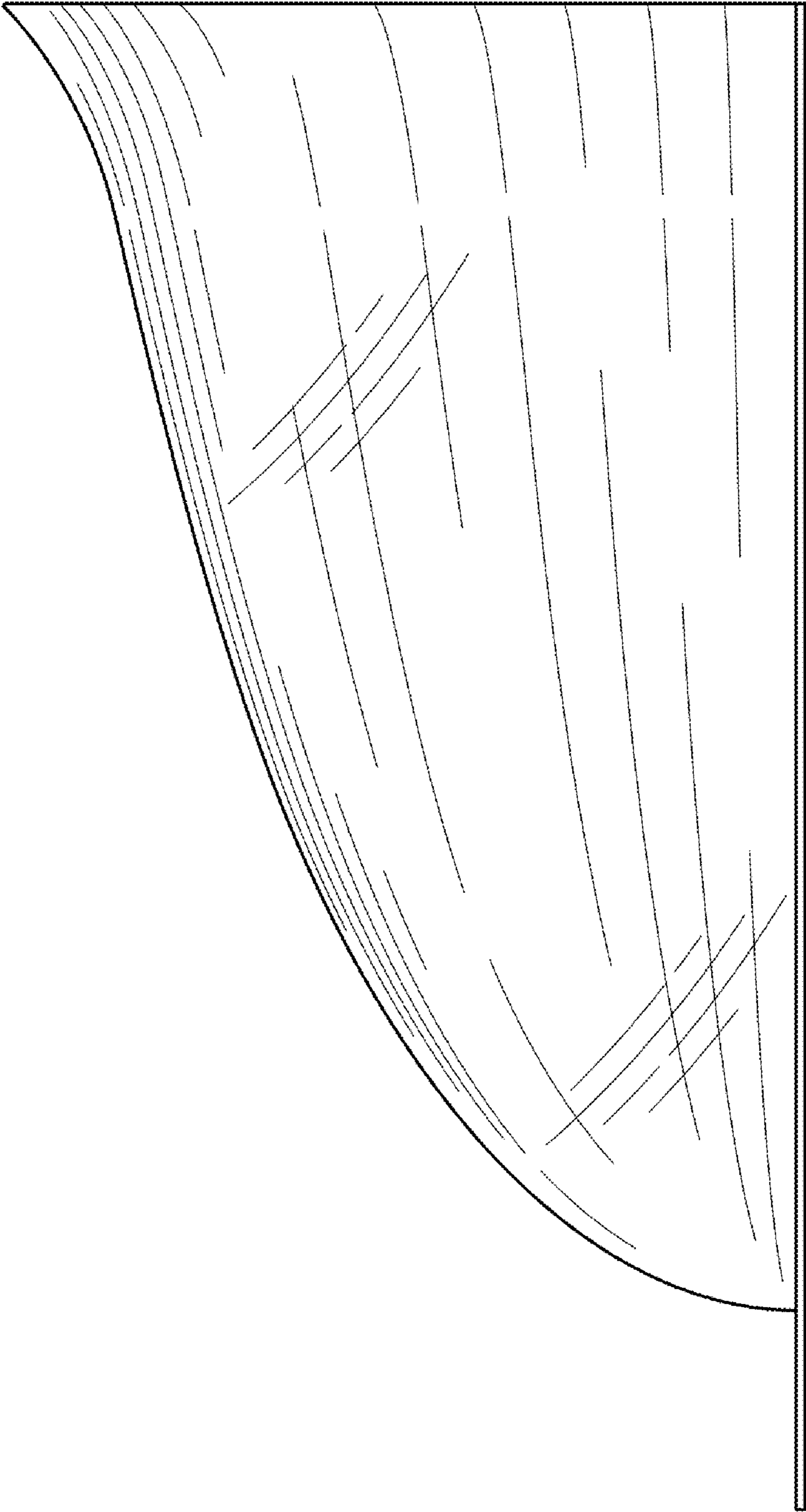


FIG. 6