



US00D679622S

(12) **United States Design Patent**  
**Dholakiya**

(10) **Patent No.:** **US D679,622 S**

(45) **Date of Patent:** **\*\* Apr. 9, 2013**

(54) **JEWELRY PIECE**

(71) Applicant: **Hasmukh Dholakiya**, North Bergen, NJ  
(US)

(72) Inventor: **Hasmukh Dholakiya**, North Bergen, NJ  
(US)

(\*\*) Term: **14 Years**

(21) Appl. No.: **29/434,251**

(22) Filed: **Oct. 11, 2012**

(51) **LOC (9) Cl.** ..... **11-01**

(52) **U.S. Cl.**  
USPC ..... **D11/1; D11/56**

(58) **Field of Classification Search** ..... D11/1-26,  
D11/40-44, 46-49, 53, 56-57, 59-61, 63,  
D11/65, 79-86; 63/1.11, 18-20, 15  
See application file for complete search history.

(56) **References Cited**

**U.S. PATENT DOCUMENTS**

D177,106 S *	3/1956	Katz	.....	D11/69
D245,591 S *	8/1977	Rieger et al.	.....	D11/44
D283,409 S *	4/1986	Hergert	.....	D11/81
D440,518 S *	4/2001	Hauetter	.....	D11/48
D486,751 S *	2/2004	Sperry	.....	D11/56
D499,045 S *	11/2004	Swartz	.....	D11/56
D533,477 S *	12/2006	Felley	.....	D11/56
D547,229 S *	7/2007	Sandberg et al.	.....	D11/81
D589,391 S *	3/2009	Sandberg	.....	D11/86
D599,244 S *	9/2009	Momjian	.....	D11/81
D610,480 S *	2/2010	Daswani	.....	D11/1

D621,292 S *	8/2010	Phillips	.....	D11/56
D628,932 S *	12/2010	Tirakian	.....	D11/79
D636,693 S *	4/2011	Hegi	.....	D11/1
D639,695 S *	6/2011	Nudelman	.....	D11/56
D651,116 S *	12/2011	Eddlemon	.....	D11/81
D657,282 S *	4/2012	dos Santos Villar Filho	.....	D11/56
2007/0095103 A1 *	5/2007	Lai	.....	63/13

\* cited by examiner

*Primary Examiner* — Jennifer Rivard

*Assistant Examiner* — Melanie Pellegrini

(74) *Attorney, Agent, or Firm* — Jennifer Meredith, Esq.;  
Meredith & Keyhani, PLLC

(57) **CLAIM**

I claim the ornamental design for the jewelry piece, as shown and described.

**DESCRIPTION**

FIG. 1 is a front elevational view of a jewelry piece showing my new design;

FIG. 2 is a front perspective view thereof;

FIG. 3 is a right side elevational view thereof;

FIG. 4 is a rear elevational view thereof;

FIG. 5 is a side perspective view shown in an alternate environment;

FIG. 6 is a front elevational view thereof;

FIG. 7 is a front elevational view of a second embodiment of a jewelry piece showing my new design; and,

FIG. 8 is a front perspective view thereof.

The broken lines shown in the drawings illustrate environment and form no part of the claimed design.

**1 Claim, 4 Drawing Sheets**



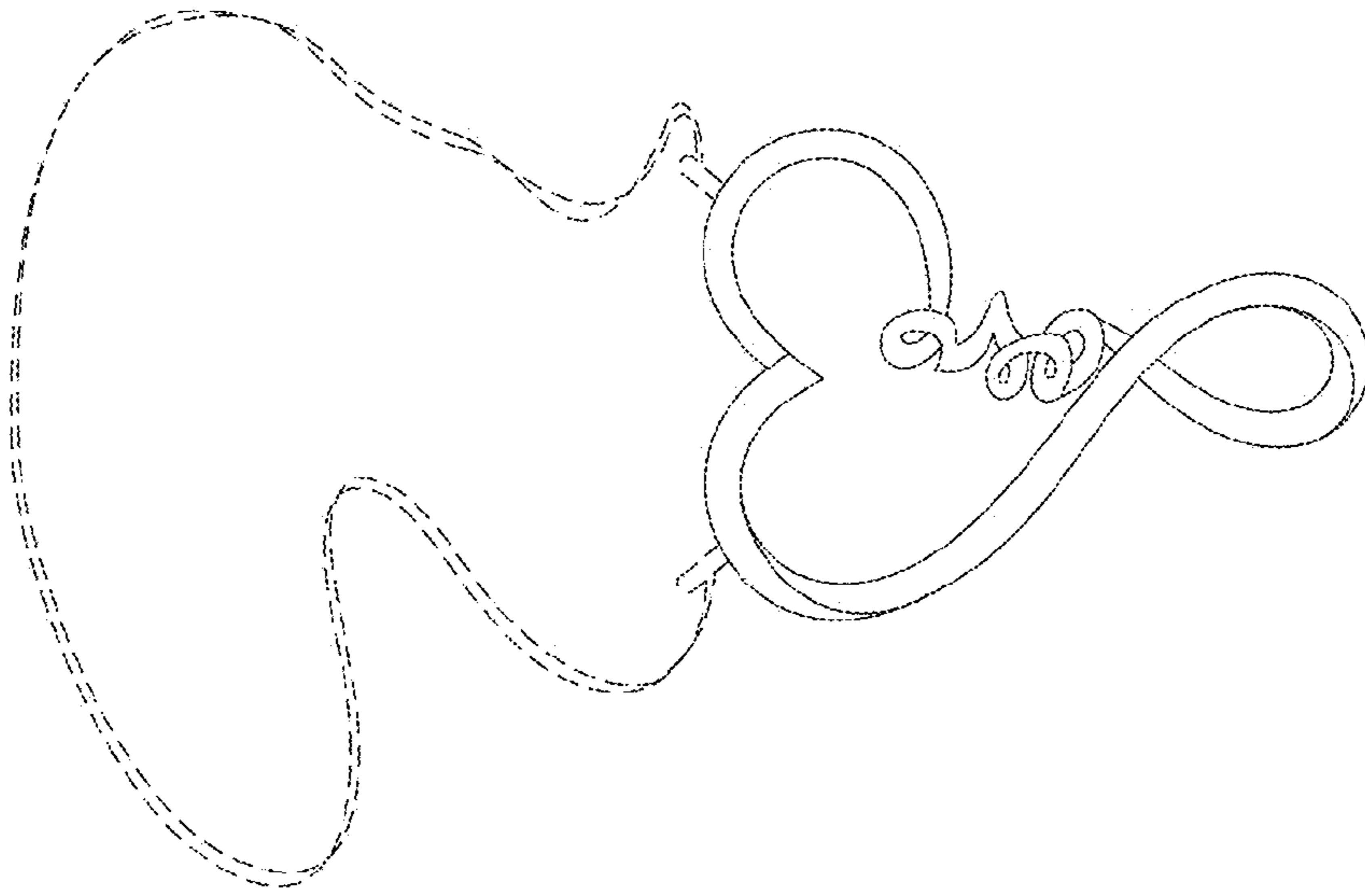


FIG.1




FIG.2

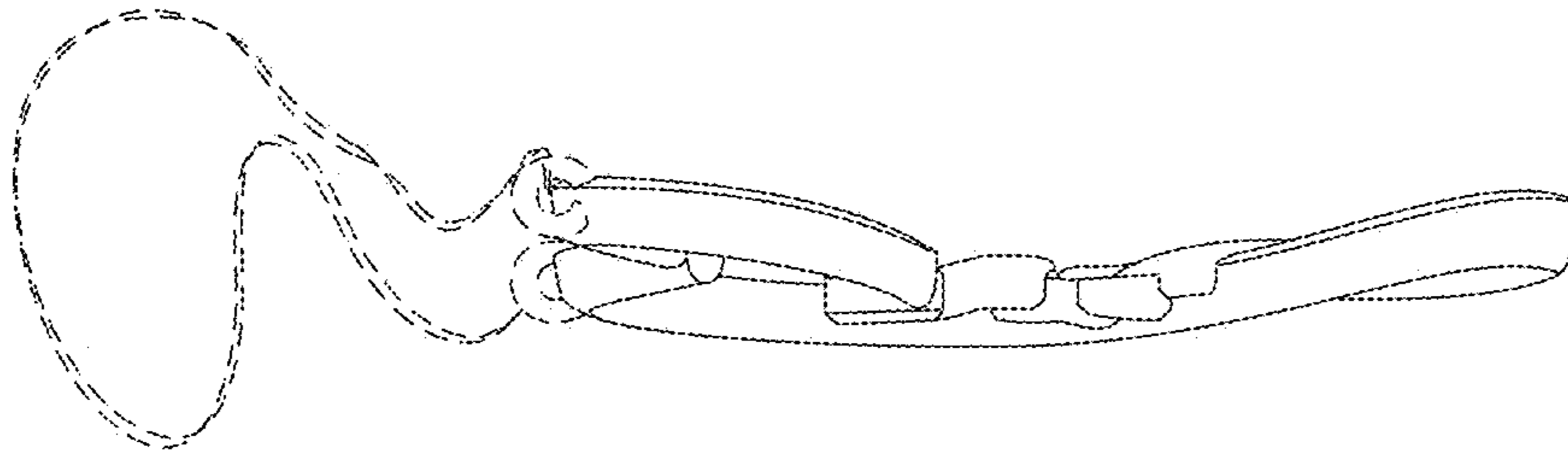


FIG. 3

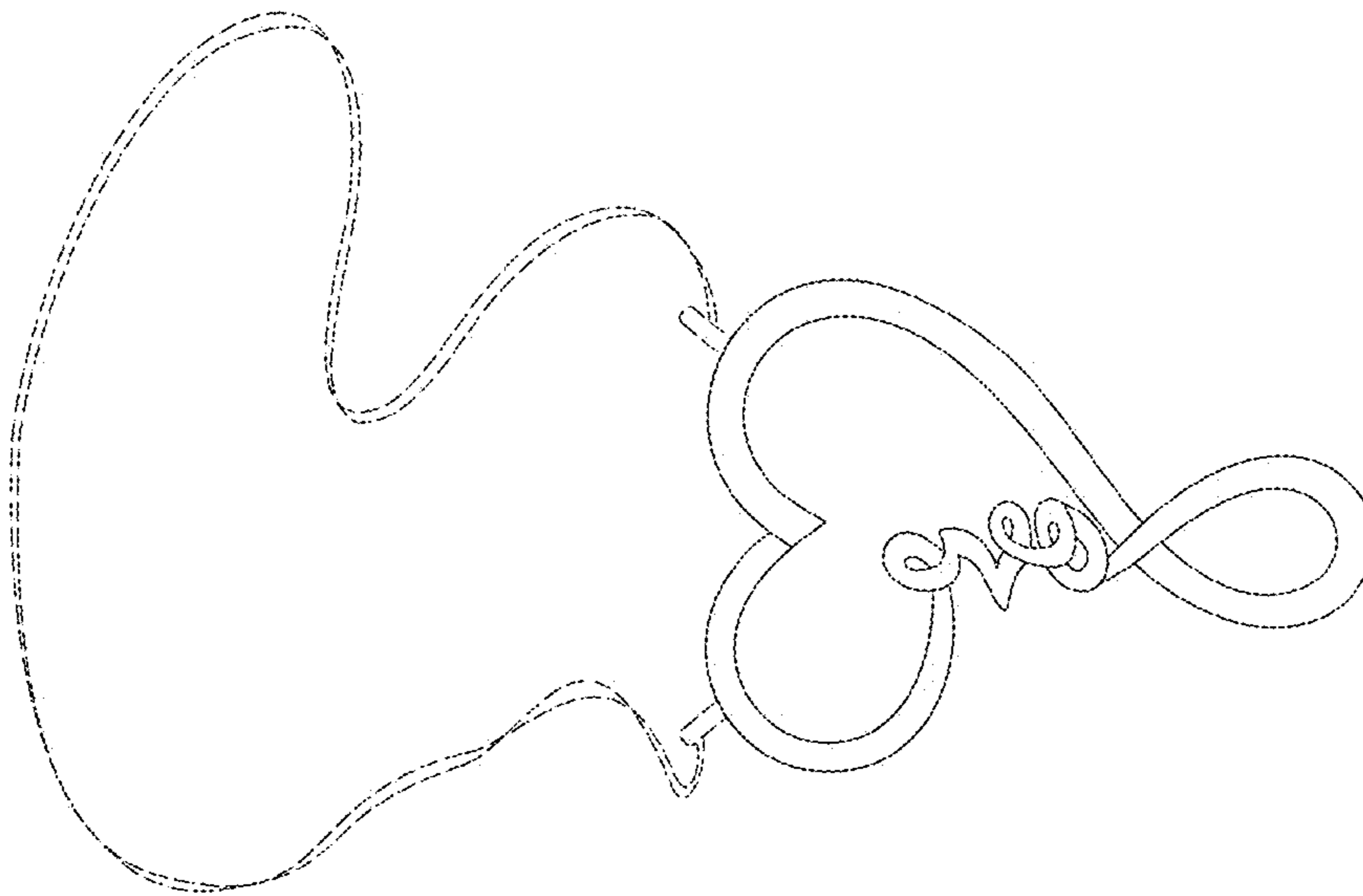


FIG. 4

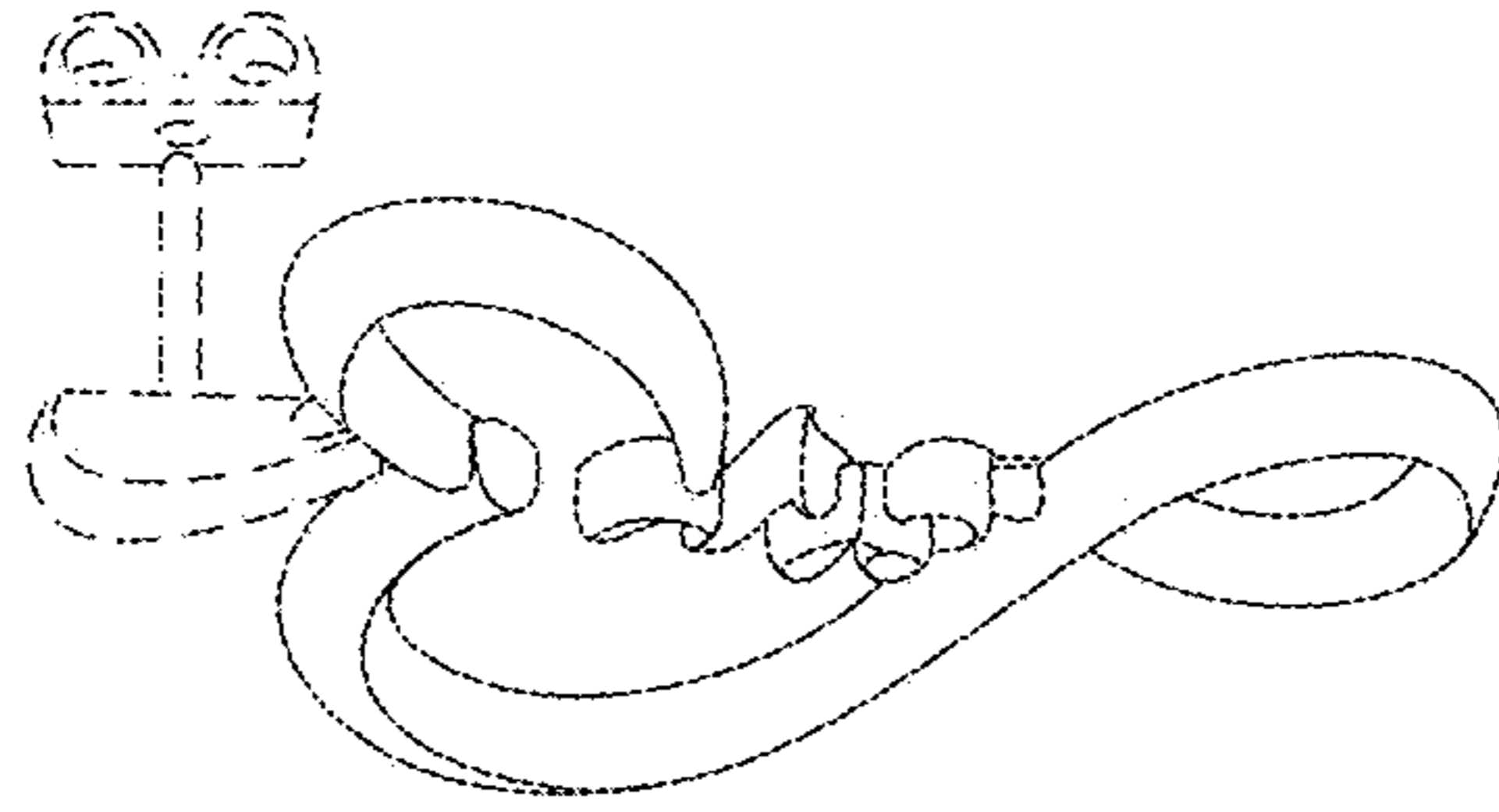


FIG. 5




FIG. 6




FIG. 7




FIG. 8