



US00D679607S

(12) **United States Design Patent**
Park et al.

(10) **Patent No.:** **US D679,607 S**

(45) **Date of Patent:** **** Apr. 9, 2013**

(54) **PACKING CONTAINER**

(75) Inventors: **Kyung Mi Park**, Seoul (KR); **Yu Jin Sung**, Namyangju (KR)

(73) Assignee: **Amorepacific Corporation**, Seoul (KR)

(**) Term: **14 Years**

(21) Appl. No.: **29/420,859**

(22) Filed: **May 14, 2012**

(30) **Foreign Application Priority Data**

Nov. 17, 2011 (KR) 30-2011-0048377

(51) **LOC (9) Cl.** **09-01**

(52) **U.S. Cl.** **D9/691**

(58) **Field of Classification Search** D9/600-681,
D9/682-694, 500-505, 719, 723-729, 516-548,
D9/549-575, 434-454; D28/5, 76, 77, 91.1;
215/379-385; 220/662, 665, 669-675; 222/129,
222/135, 153.01, 153.03, 153.04, 153.09,
222/153.11-153.14, 182, 631, 635, 209,
222/211-213, 215, 321.7-321.9, 372, 373,
222/378, 379, 383.1, 384-386, 398, 400.7,
222/400.8, 401, 402.1-402.25

See application file for complete search history.

(56) **References Cited**

U.S. PATENT DOCUMENTS

3,120,906 A * 2/1964 Harnage 222/321.9
3,130,877 A * 4/1964 Miller 222/207
3,637,114 A * 1/1972 Meshberg 222/135
4,157,789 A * 6/1979 Laauwe 239/327
D327,006 S * 6/1992 Bostwick et al. D9/502
D414,684 S * 10/1999 Usui et al. D9/691

D433,624 S * 11/2000 Negre D9/691
D434,670 S * 12/2000 Bernard D9/545
D434,974 S * 12/2000 Weber D9/692
D438,098 S * 2/2001 Krunas D9/691
D443,202 S * 6/2001 Boussiquet et al. D9/691
D445,328 S * 7/2001 Boussiquet et al. D9/691
D497,809 S * 11/2004 Fenton et al. D9/500

FOREIGN PATENT DOCUMENTS

KR 300502162.0000 * 8/2008
KR 300553826.0000 * 2/2010
KR 300593592.0000 * 4/2011
KR 300553823.0002 * 9/2011
KR 300593592.0001 * 9/2011
KR 300593592.0002 * 9/2011
WO D049545-004 * 12/1992

* cited by examiner

Primary Examiner — Catherine Tuttle

(74) *Attorney, Agent, or Firm* — Maxon IP LLC; Justin H. Kim

(57) **CLAIM**

The ornamental design for a packing container, as shown and described.

DESCRIPTION

FIG. 1 is a perspective view;
FIG. 2 is a front view thereof;
FIG. 3 is a rear view thereof;
FIG. 4 is a left side view thereof;
FIG. 5 is a right side view thereof;
FIG. 6 is a top view thereof; and,
FIG. 7 is a bottom view thereof.

The dashed lines shown in FIG. 7 are included for the purpose of illustrating a portion of the packing container that forms no part of the claimed design.

1 Claim, 6 Drawing Sheets

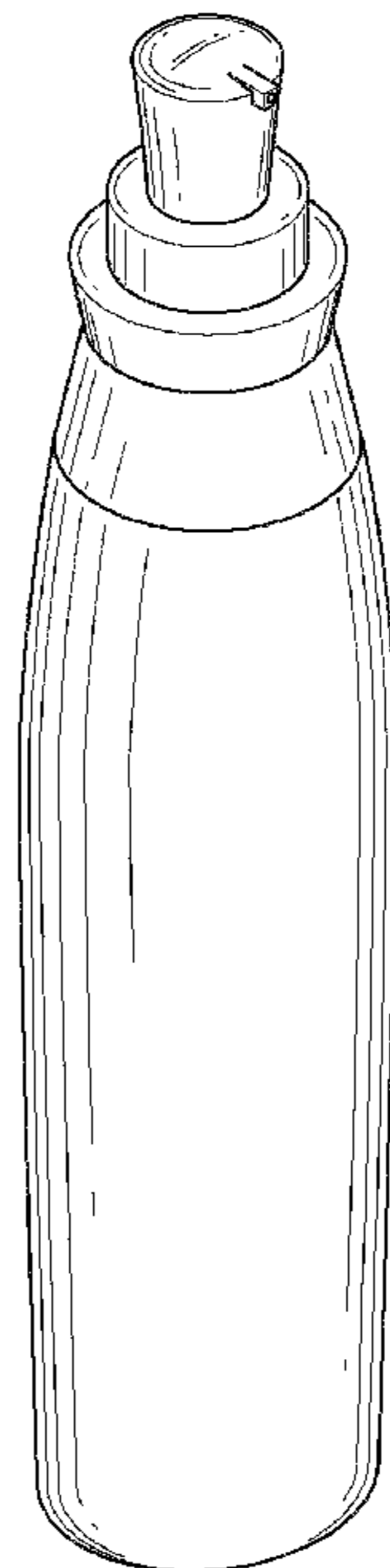


FIG. 1

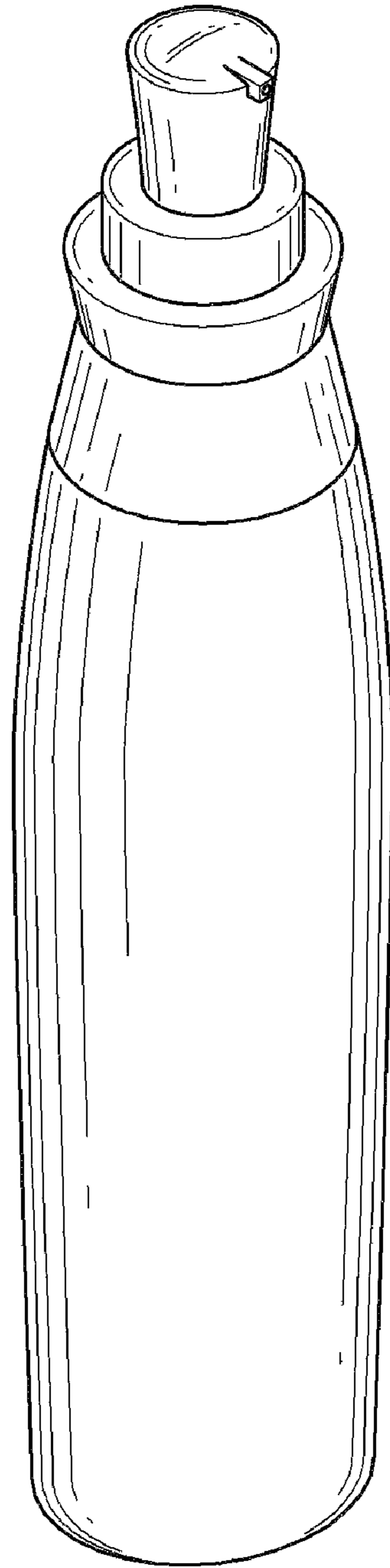


FIG. 2

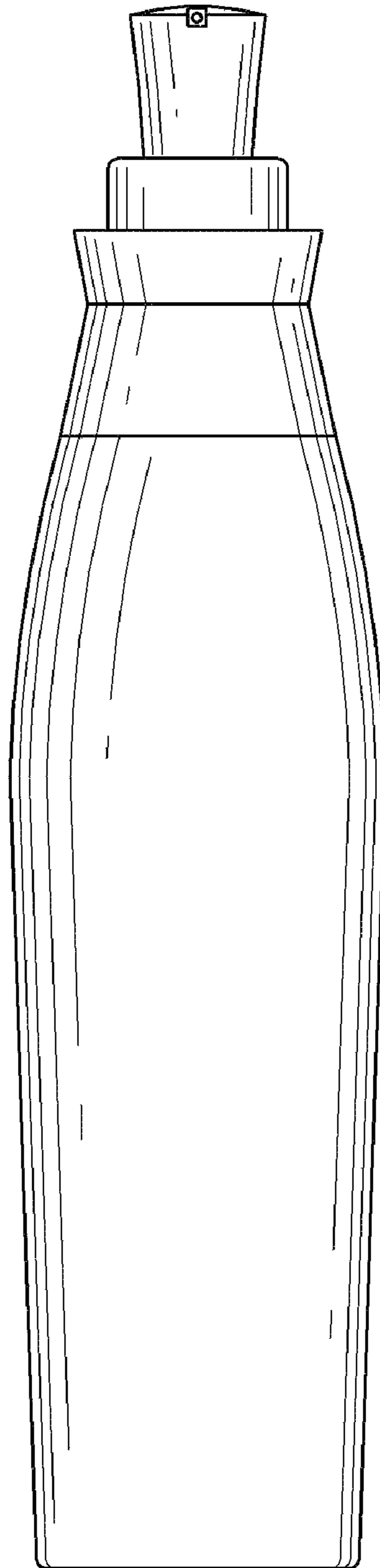


FIG. 3

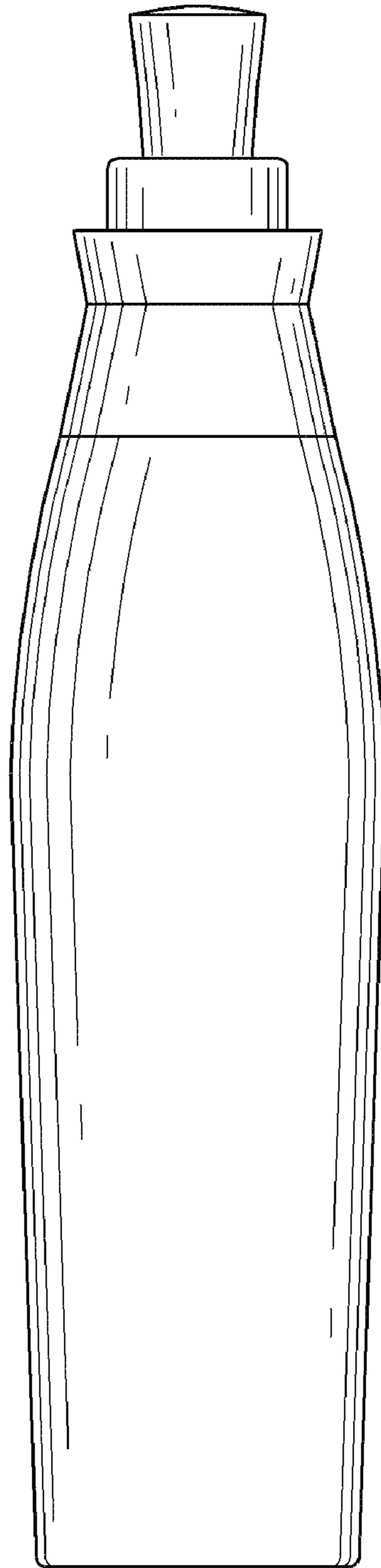


FIG. 4




FIG. 5

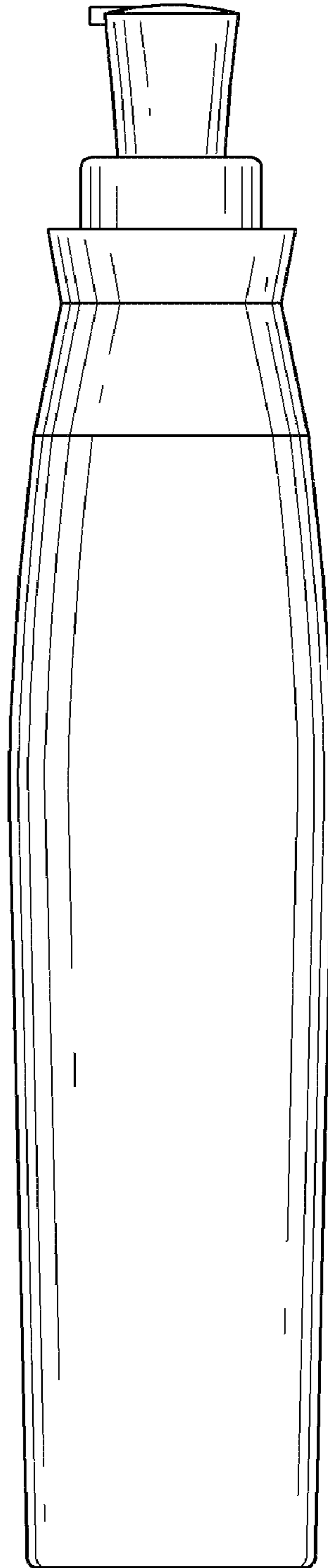


FIG. 6

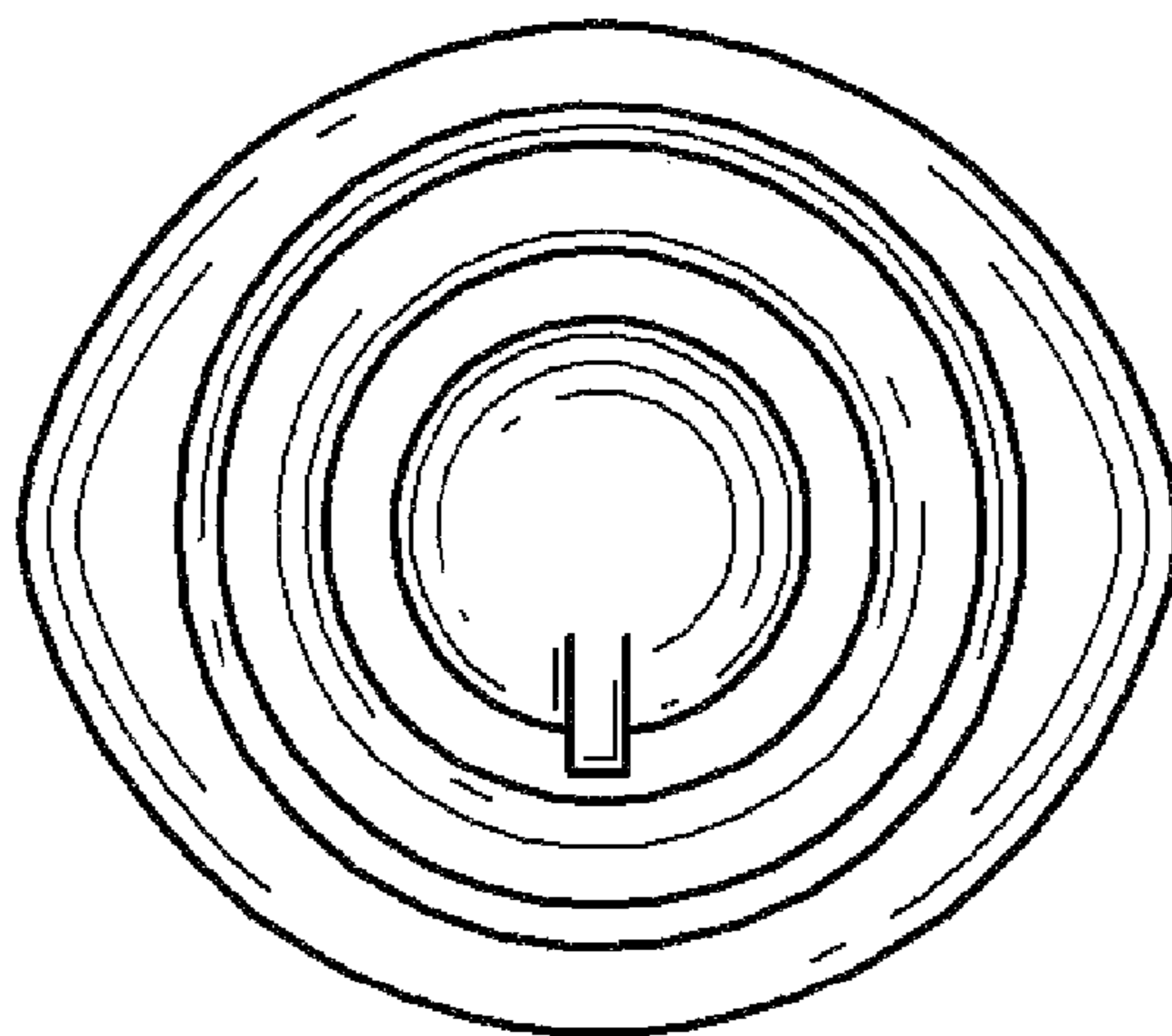


FIG. 7

