



US00D679604S

(12) **United States Design Patent**
Sung

(10) **Patent No.:** **US D679,604 S**

(45) **Date of Patent:** **** Apr. 9, 2013**

(54) **ARTIFICIAL NAIL DISPLAY PACKAGE**

(56) **References Cited**

(75) Inventor: **Siyong Sung**, Roslyn Heights, NY (US)

U.S. PATENT DOCUMENTS

(73) Assignee: **Kiss Nail Products Inc.**, Port Washington, NY (US)

1,016,492	A	*	2/1912	Gunn	312/31.2
D163,649	S	*	6/1951	Smoot	D3/302
D195,819	S	*	8/1963	Mathison	D3/200
3,459,294	A	*	8/1969	Crosman et al.	206/457
D293,944	S	*	1/1988	Trabattoni	D28/76
D307,196	S	*	4/1990	McClure	D28/79
D427,075	S	*	6/2000	Gavin	D9/522
D535,104	S	*	1/2007	Chen	D4/116
D546,560	S	*	7/2007	Green	D3/271.1
2008/0237082	A1	*	10/2008	Gherdan et al.	206/531

(**) Term: **14 Years**

(21) Appl. No.: **29/423,139**

(22) Filed: **May 29, 2012**

FOREIGN PATENT DOCUMENTS

Related U.S. Application Data

CN	3458304	*	7/2005
GB	2045990	*	7/1995
JP	D1435053	*	3/2012
WO	D030876-003	*	12/1994
WO	D052272-012	*	9/2000

(63) Continuation-in-part of application No. 29/363,448, filed on Jun. 9, 2010, now Pat. No. Des. 662,830.

(51) **LOC (9) Cl.** **09-01**

(52) **U.S. Cl.** **D9/600; D9/565; D9/571; D9/574**

(58) **Field of Classification Search** D9/600, D9/715, 719, 721, 722, 737, 738, 741, 516, D9/517, 522, 544, 545, 549, 558, 571-575; D28/9, 56, 61, 73, 76, 77, 78, 79, 99; D3/201-206, D3/271.1, 273, 274, 294, 295, 302, 901; D4/114, 116, 199; 206/81-1.9, 15.2, 15.3, 206/457, 775, 776, 781, 499, 526, 822, 823, 206/581, 535, 536; 132/73, 73.5, 75; 215/6, 215/10, 40, 200, 227, 228, 252, 273, 276, 215/277, 280, 283, 379, 382; 220/4.21-4.24, 220/4.29, 4.33, 8, 23.87, 23.88, 23.91, 500, 220/503, 504, 528, 200, 259.3, 288, 291, 220/315, 325, 327, 810, 376, 377, 660, 662, 220/665, 669-673, 677, 686, 692, 693, DIG. 13, 220/DIG. 26

* cited by examiner

Primary Examiner — Catherine Tuttle

(74) *Attorney, Agent, or Firm* — The Farrell Law Firm, P.C.

(57) **CLAIM**

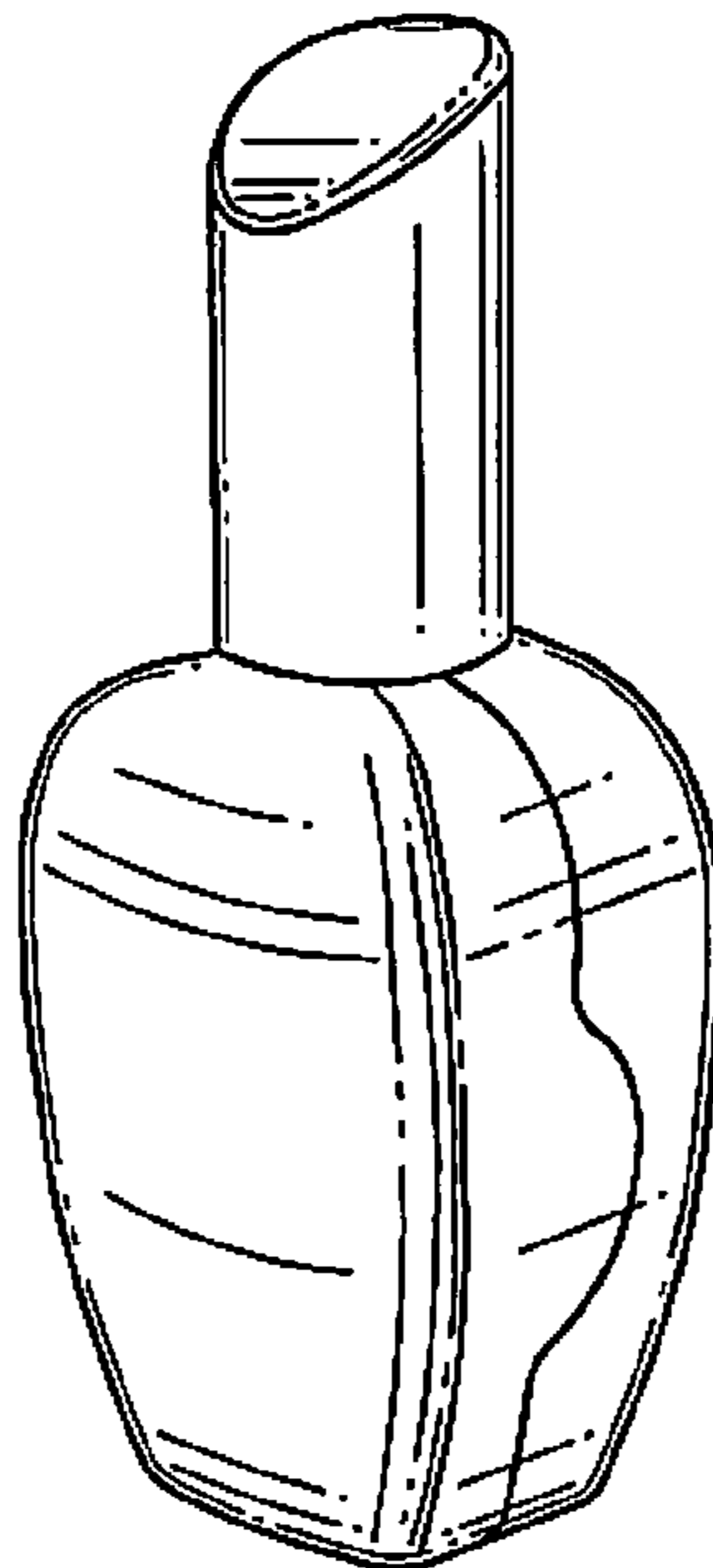
The ornamental design for an artificial nail display package, as shown and described herein.

DESCRIPTION

FIG. 1 is a front perspective view of the artificial nail display package, showing my new design; FIG. 2 is a right side-view thereof; FIG. 3 is a left side-view thereof; FIG. 4 is a front view thereof; FIG. 5 is a rear view thereof; FIG. 6 is a top view thereof; and, FIG. 7 is a bottom view thereof.

See application file for complete search history.

1 Claim, 7 Drawing Sheets



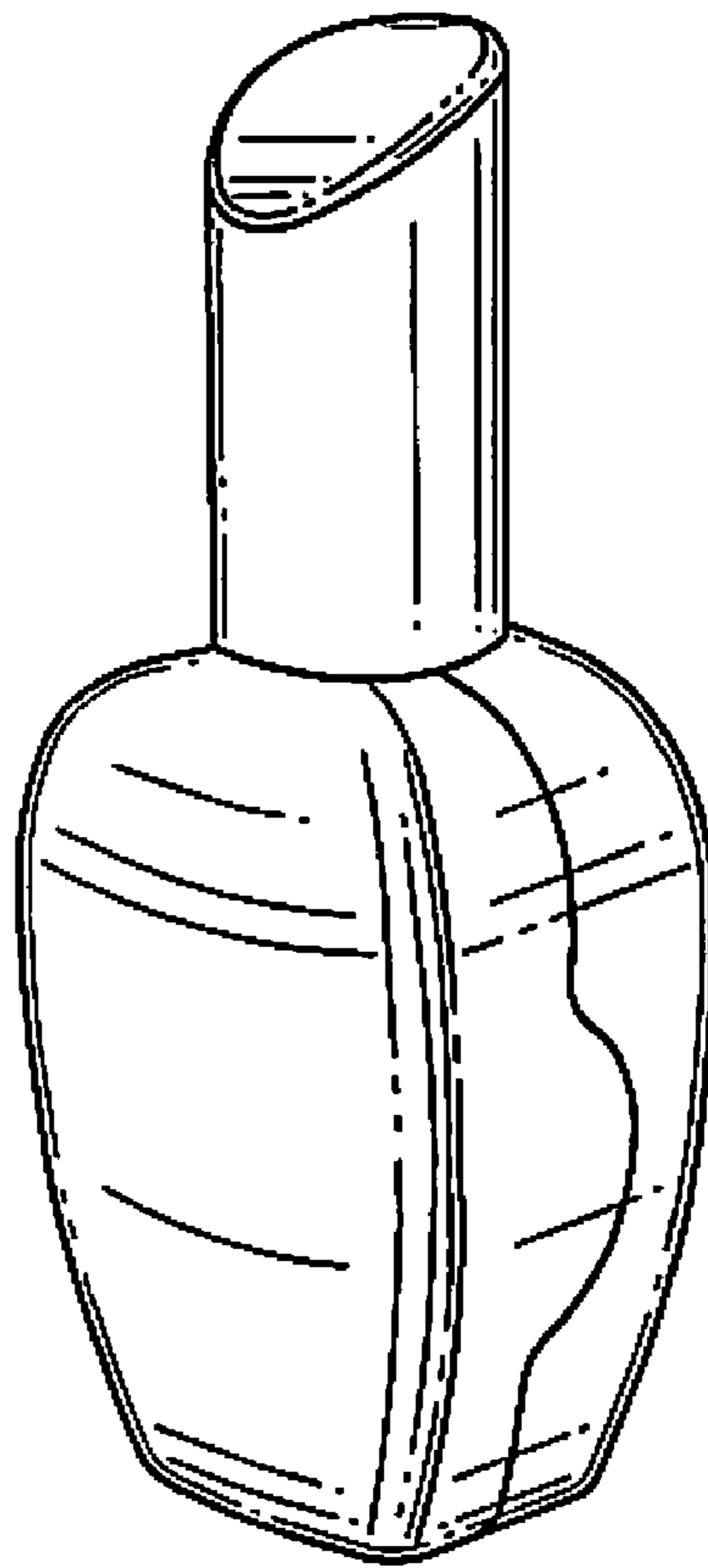


FIG. 1

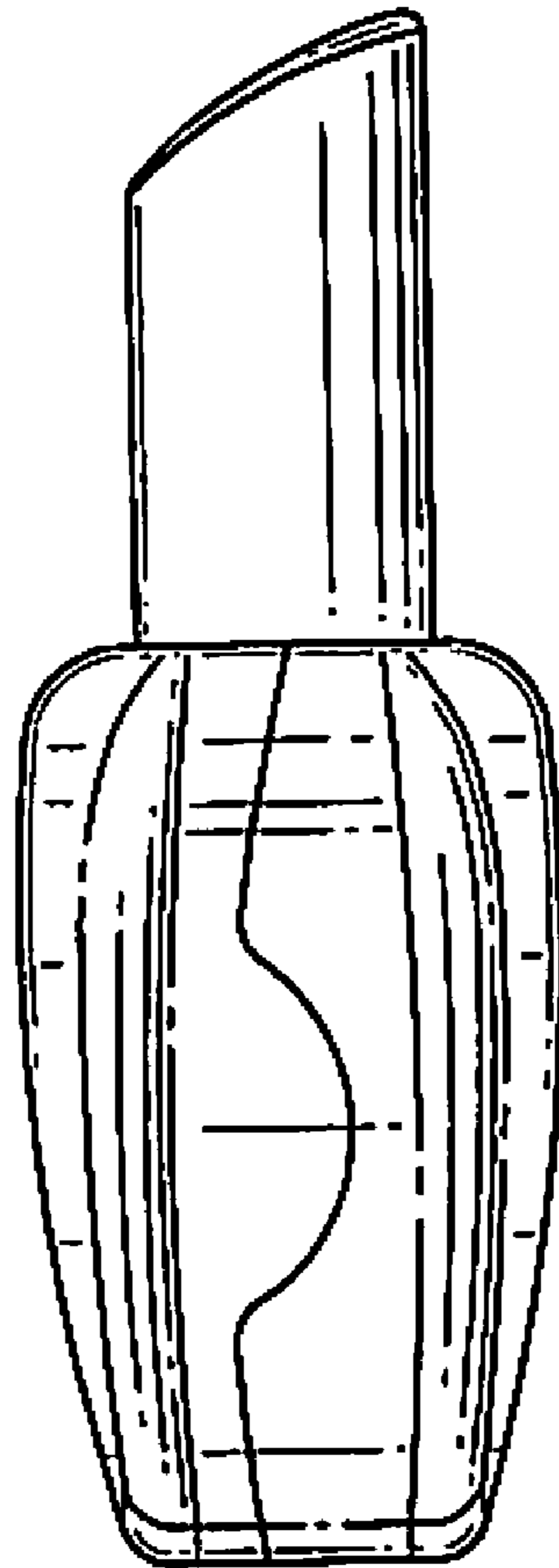


FIG. 2

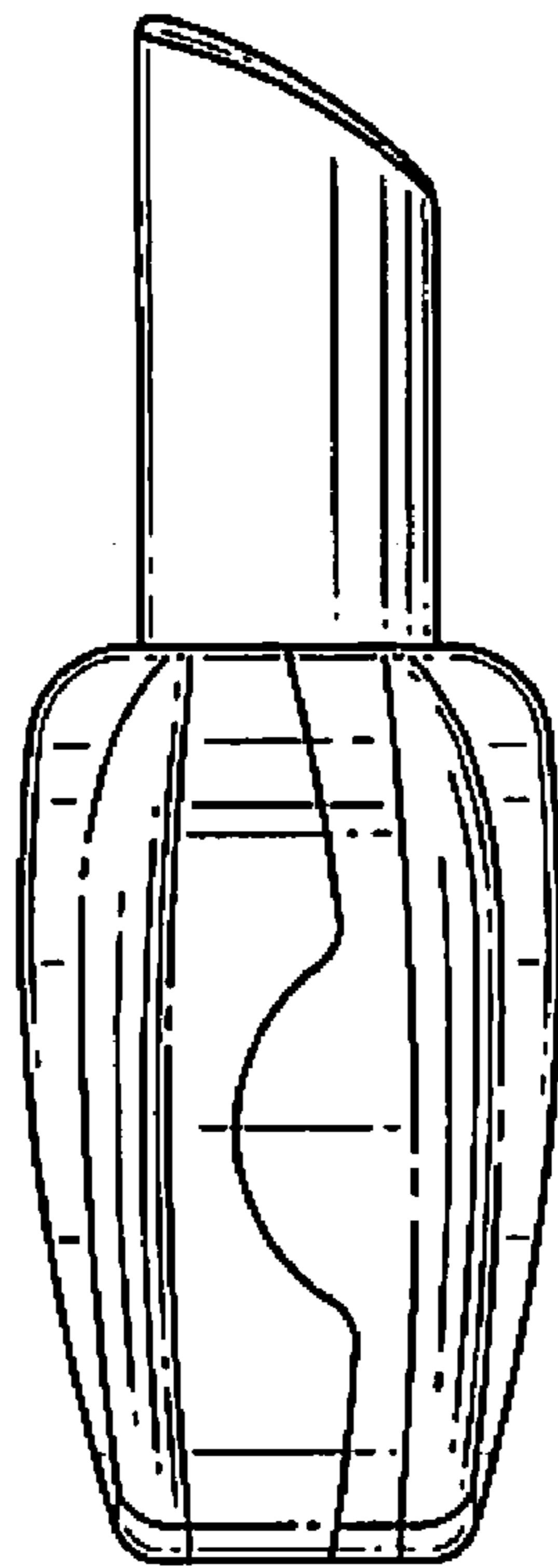


FIG. 3

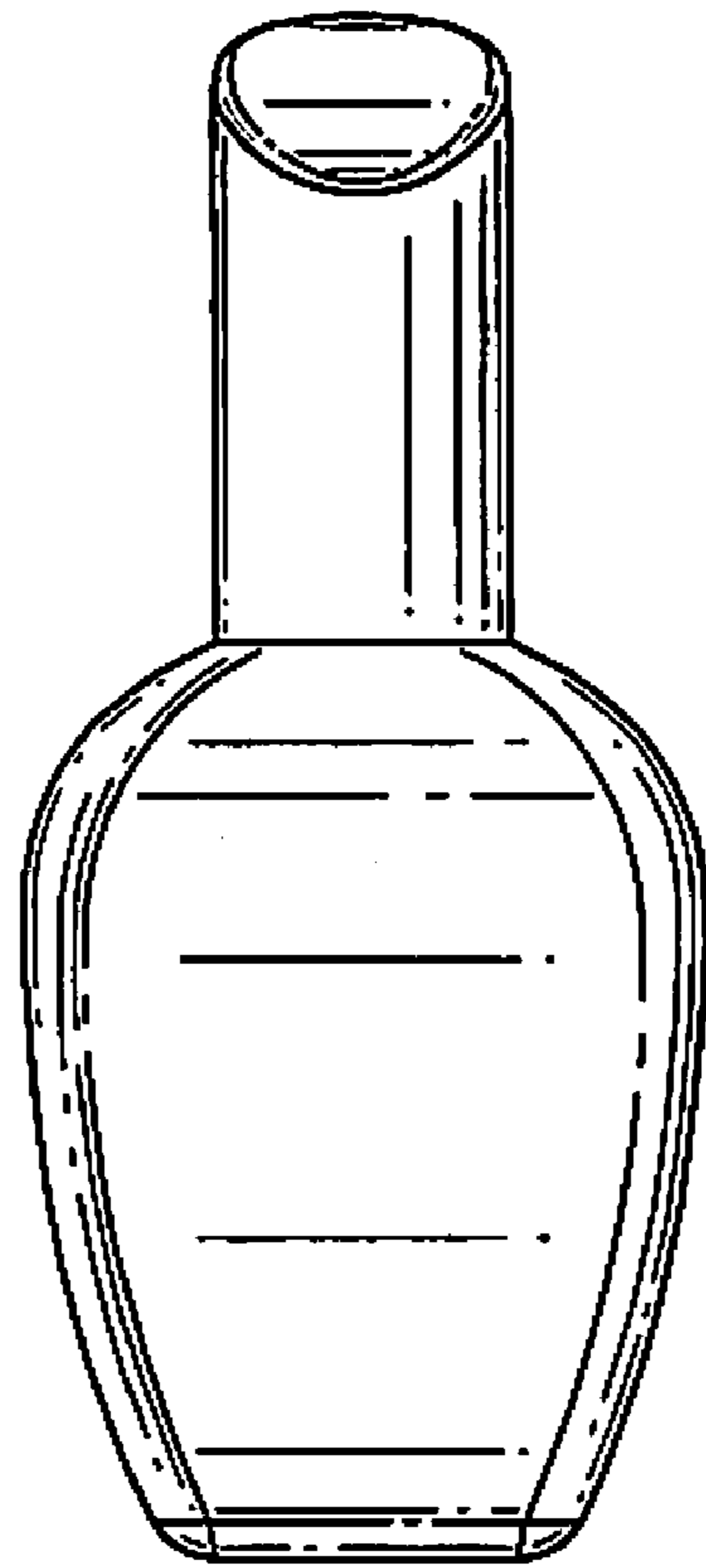


FIG. 4



FIG. 5

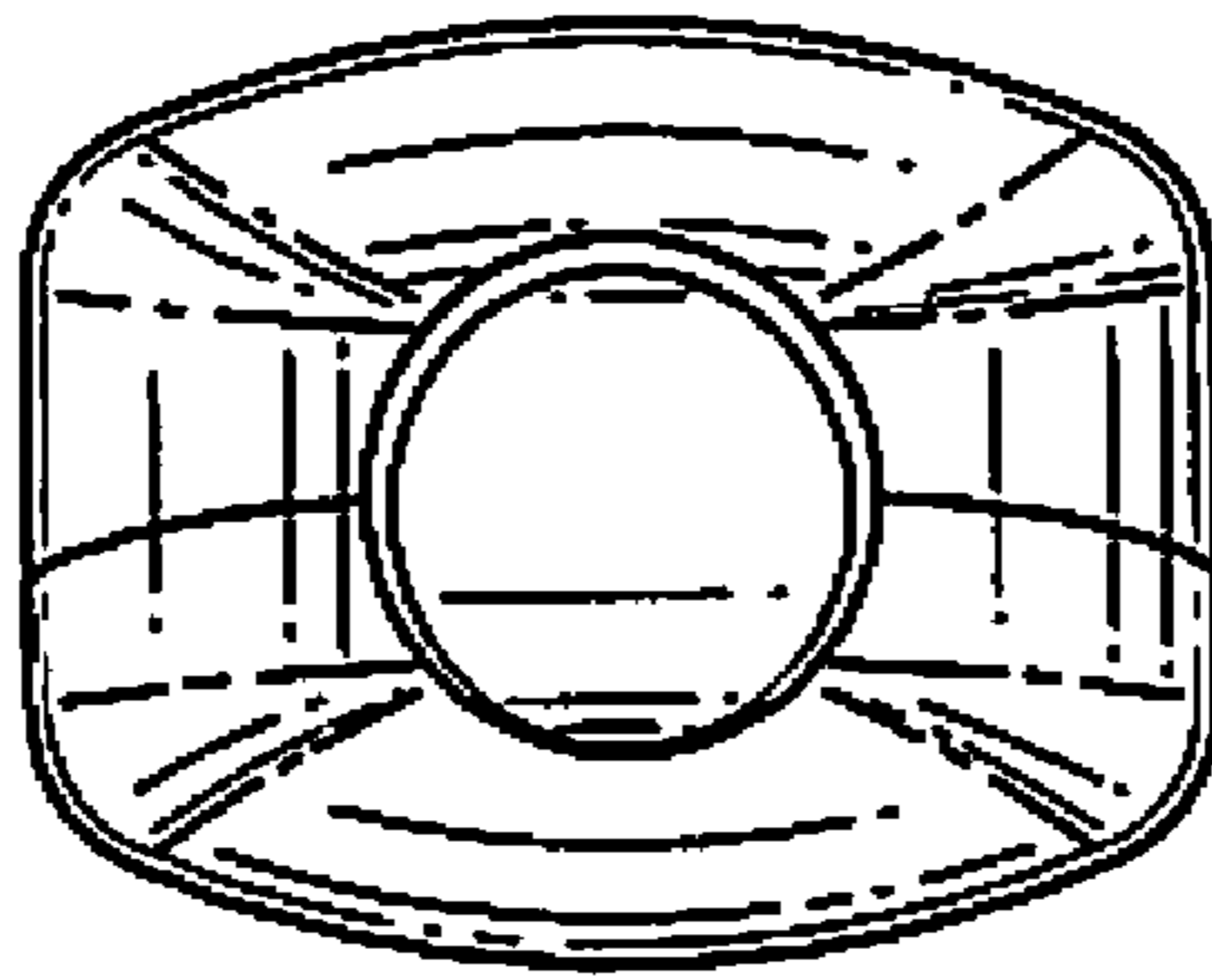


FIG. 6

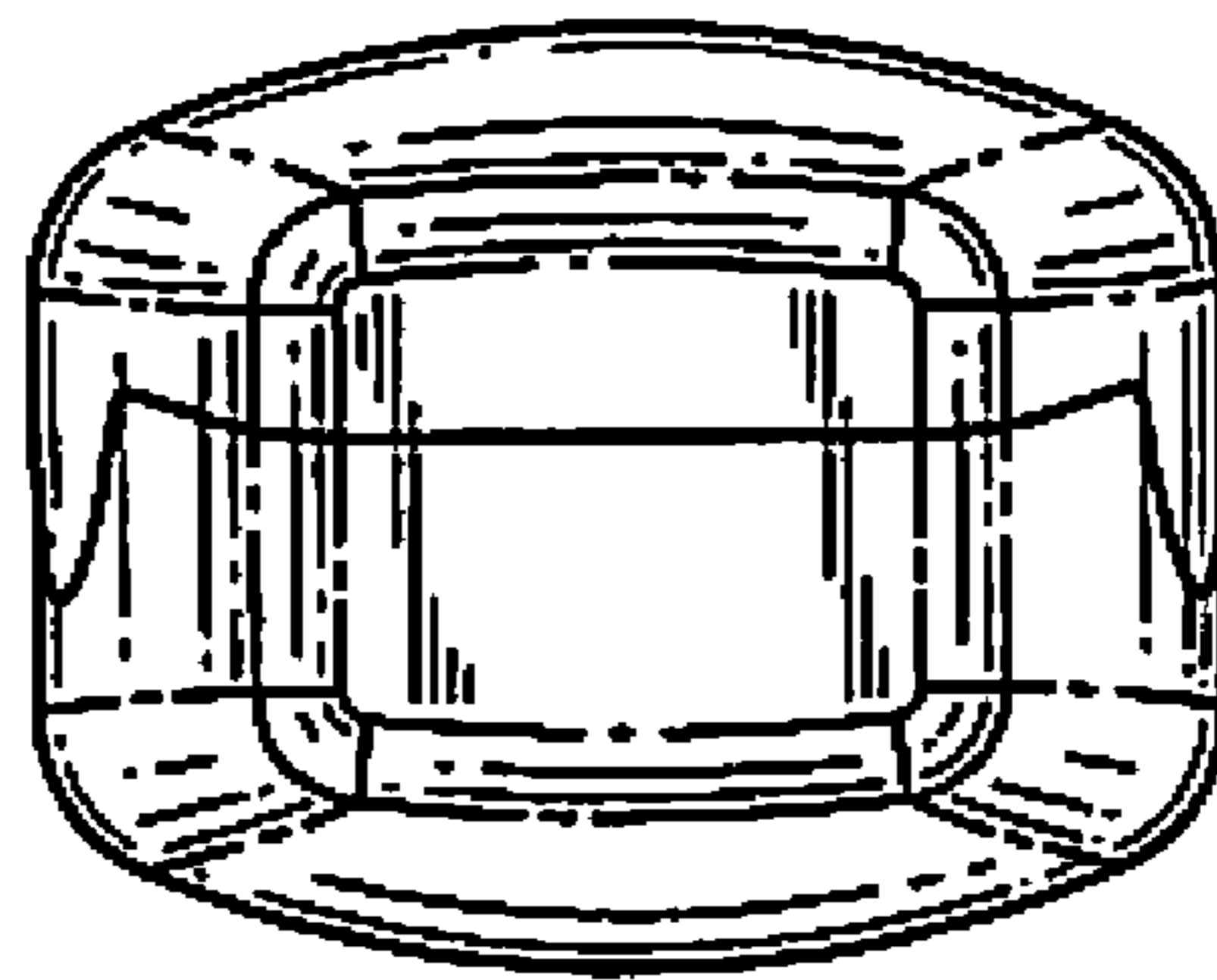


FIG. 7