



US00D679602S

(12) **United States Design Patent**  
**Gonzalez Rodriguez**

(10) **Patent No.:** **US D679,602 S**  
(45) **Date of Patent:** **\*\* Apr. 9, 2013**

(54) **BOTTLE**

(75) Inventor: **Alonso Gonzalez Rodriguez**, Naucalpan de Juárez (MX)

(73) Assignee: **Grupo Pavisa SA DE CV**, Naucalpan de Juarez (MX)

(\*\*) Term: **14 Years**

(21) Appl. No.: **29/389,399**

(22) Filed: **Apr. 11, 2011**

(30) **Foreign Application Priority Data**

Dec. 17, 2010 (MX) ..... MX/f/2010/003425

(51) **LOC (9) Cl.** ..... **09-01**

(52) **U.S. Cl.** ..... **D9/545; D9/558**

(58) **Field of Classification Search** ..... D9/516,  
D9/530, 541-546, 549, 558, 571-575, 500,  
D9/502-505, 537-540; D7/598; 215/379,  
215/381; 220/660, 662, 669, 675

See application file for complete search history.

(56) **References Cited**

**U.S. PATENT DOCUMENTS**

D91,704 S \* 3/1934 Clark ..... D9/542  
D92,911 S \* 7/1934 Kennedy ..... D9/545  
D104,546 S \* 5/1937 Topping ..... D9/558  
D557,144 S \* 12/2007 Batliner ..... D9/558  
D601,424 S \* 10/2009 Rica ..... D9/500

**FOREIGN PATENT DOCUMENTS**

EM 000018056-0005 \* 9/2003

**OTHER PUBLICATIONS**

“Union Oval”, Whitney Glass Works Catalog, top right of p. 47.\*  
“Union Oval”, Illustrated Catalog and Price List, Illinois Glass Company Perrin & Smith Print, © 1901, top of p. 136.\*  
“H-1620”, Cream and Salts Jars, Bottles by Swindell, Catalogue of Stock Bottles and Jars. Swindell Bros., Inc., Baltimore MD, top right of p. 33.\*

\* cited by examiner

*Primary Examiner* — Ian Simmons

*Assistant Examiner* — Dana L Meyrow

(74) *Attorney, Agent, or Firm* — Birch, Stewart, Kolasch & Birch, LLP


(57) **CLAIM**

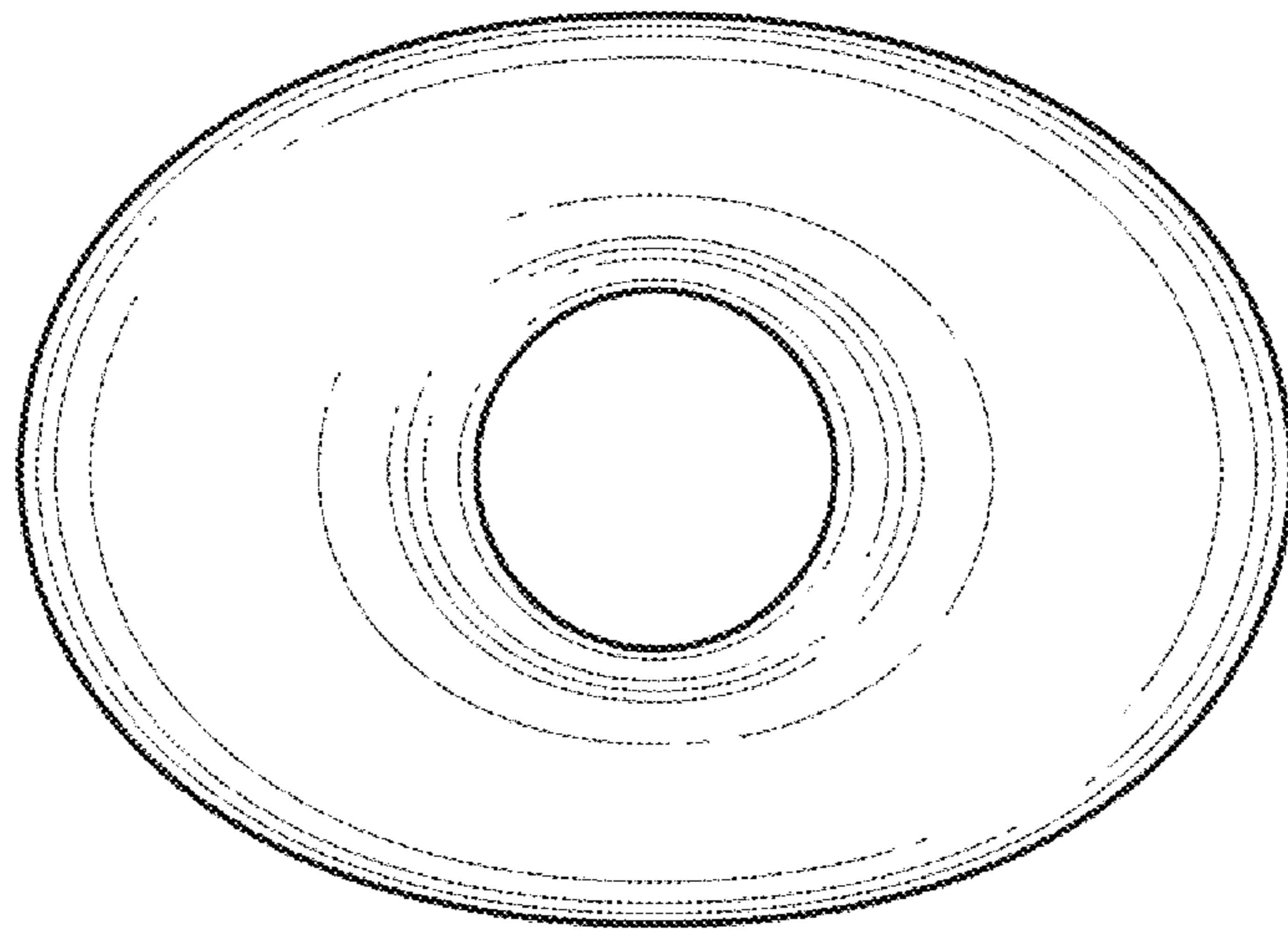
The ornamental design for a bottle, as shown and described.

**DESCRIPTION**

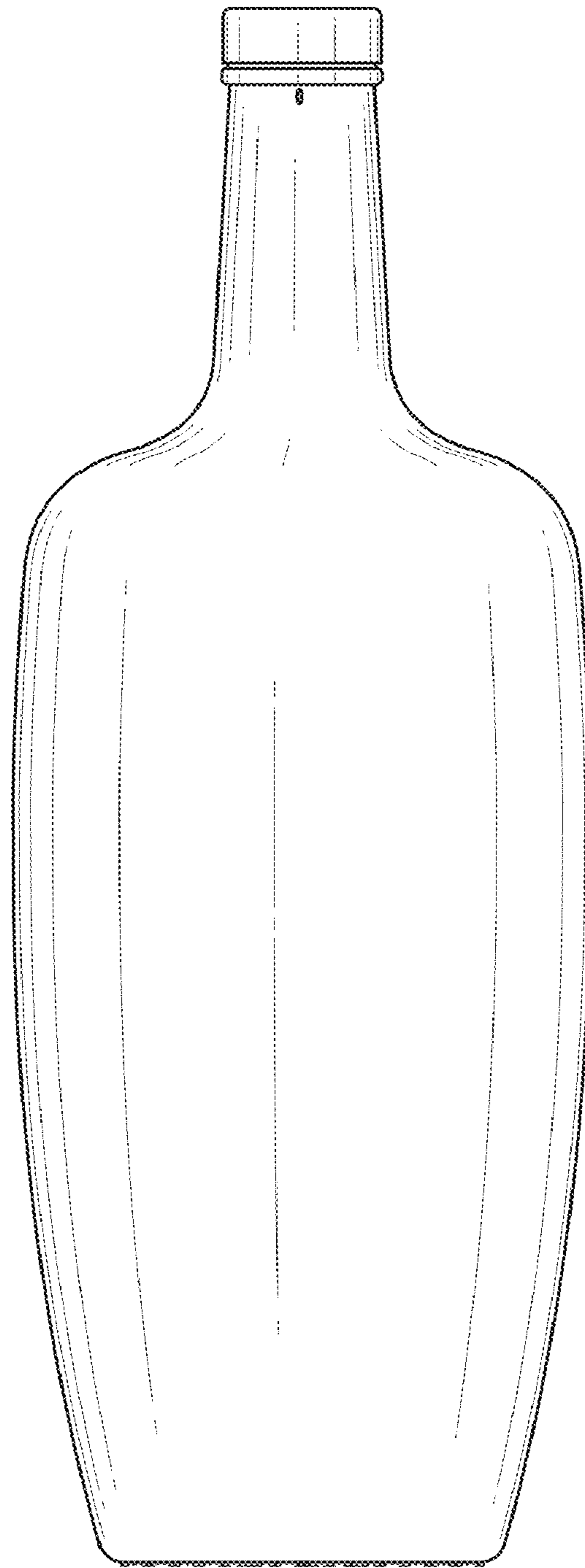
FIG. 1 is a top plan view of a bottle showing my new design; FIG. 2 is a front elevational view thereof, the rear elevational view being a mirror image thereof; FIG. 3 is a right side elevational view thereof, the left side elevational view being a mirror image thereof; and, FIG. 4 is a bottom plan view thereof. The broken lines in the drawings illustrate the portion of the design that forms no part of the claimed design.

**1 Claim, 4 Drawing Sheets**






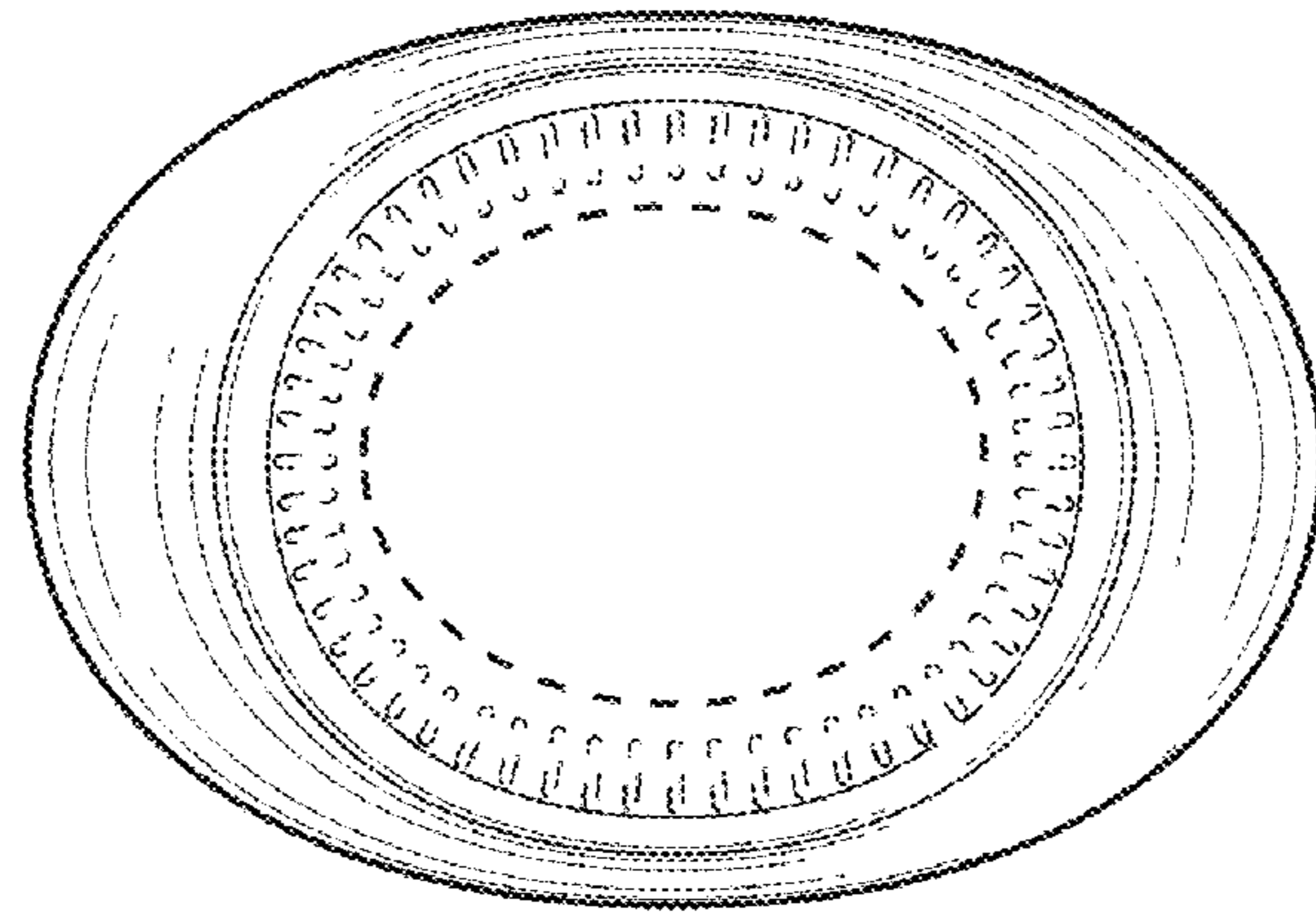
***FIG. 1***



**FIG. 2**



**FIG. 3**



**FIG. 4**