



US00D679569S

(12) **United States Design Patent**
Ramsland et al.

(10) **Patent No.:** **US D679,569 S**

(45) **Date of Patent:** **** Apr. 9, 2013**

(54) **CABINET HANDLE**

(75) Inventors: **Warren Ramsland**, Hillsborough, NJ
(US); **Christine Zimmer**, Hillsborough,
NJ (US)

(73) Assignee: **Top Knobs USA, Inc.**, Hillsborough, NJ
(US)

(**) Term: **14 Years**

(21) Appl. No.: **29/416,373**

(22) Filed: **Mar. 21, 2012**

(51) **LOC (9) Cl.** **08-06**

(52) **U.S. Cl.** **D8/317**

(58) **Field of Classification Search** D8/300,
D8/315-320, DIG. 1; D7/393; D99/11;
D6/549; 16/110.1, 415, 424, 439; 292/336.3

See application file for complete search history.

(56) **References Cited**

U.S. PATENT DOCUMENTS

D100,034 S *	6/1936	McCormick	D8/318
2,345,371 A *	3/1944	Amrine	16/444
D196,036 S *	8/1963	Louis	D8/319
D199,965 S *	1/1965	Loeb	D8/319
D208,146 S *	7/1967	Morgan	D8/318
D209,386 S *	11/1967	Morgan	D8/318
D327,196 S *	6/1992	Crook et al.	D6/549
D333,968 S *	3/1993	Mattson et al.	D8/317

D347,566 S *	6/1994	Mattson et al.	D8/317
D363,206 S *	10/1995	Chieda	D8/317
D368,643 S *	4/1996	Sonnenleiter	D8/317
D368,644 S *	4/1996	Bishop	D8/317
D369,289 S *	4/1996	Caugh et al.	D8/317
D403,571 S *	1/1999	Burns et al.	D8/317
D406,745 S *	3/1999	Burns et al.	D8/317
D422,878 S *	4/2000	Marshall et al.	D8/317
D574,217 S *	8/2008	Jou	D8/317
D600,095 S *	9/2009	Mattson et al.	D8/317

* cited by examiner

Primary Examiner — Paula Greene

(74) *Attorney, Agent, or Firm* — Schultz & Associates, P.C.

(57) **CLAIM**

The ornamental design for a cabinet handle, as shown and described.

DESCRIPTION

FIG. 1 is a perspective view of a cabinet handle showing my new design;

FIG. 2 is a side elevation view thereof;

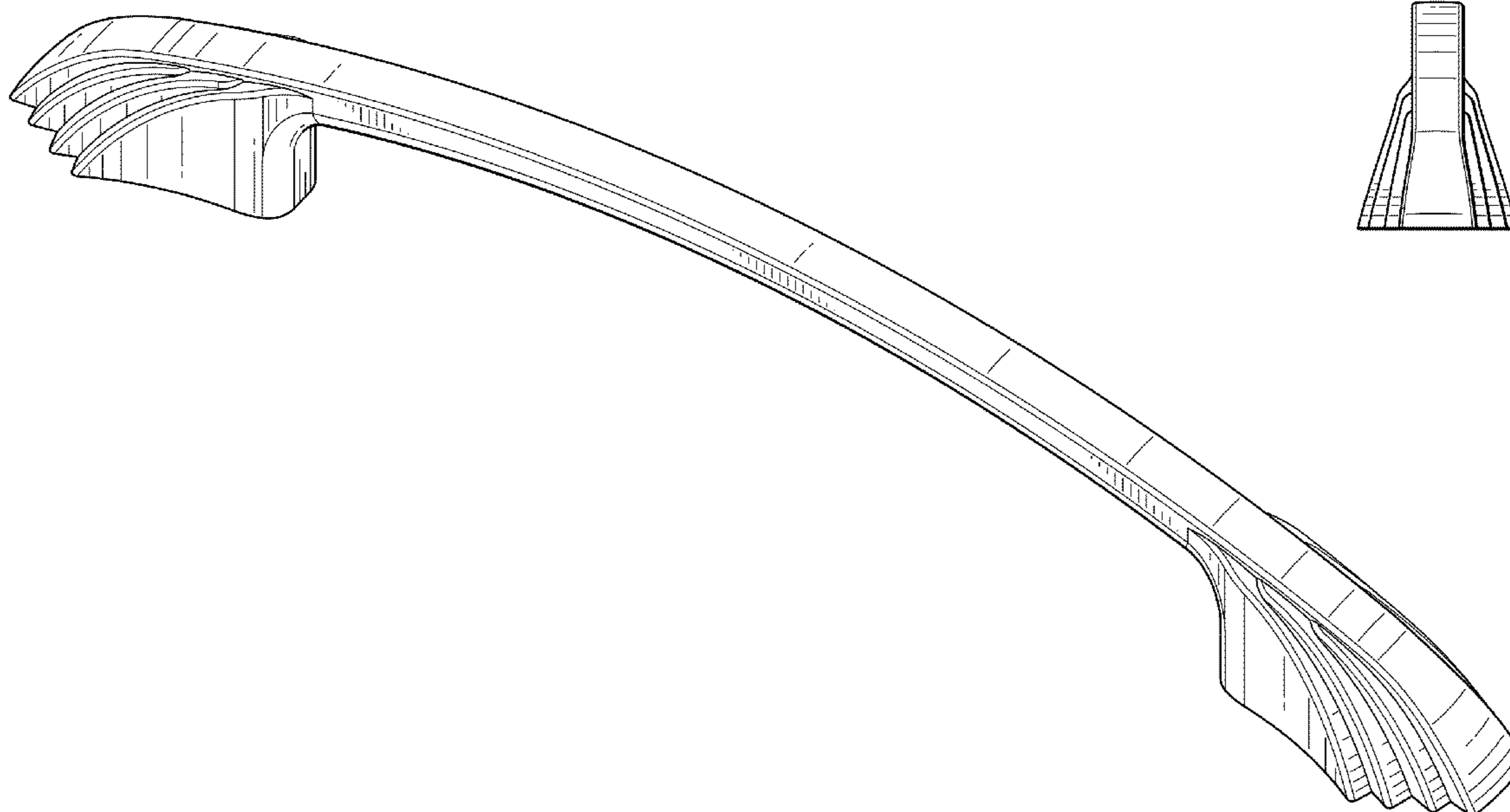
FIG. 3 is a side elevation view thereof;

FIG. 4 is a top plan view thereof; and,

FIG. 5 is a bottom plan view thereof.

The broken lines shown represent unclaimed subject matter and form no part of the claimed design.

1 Claim, 2 Drawing Sheets



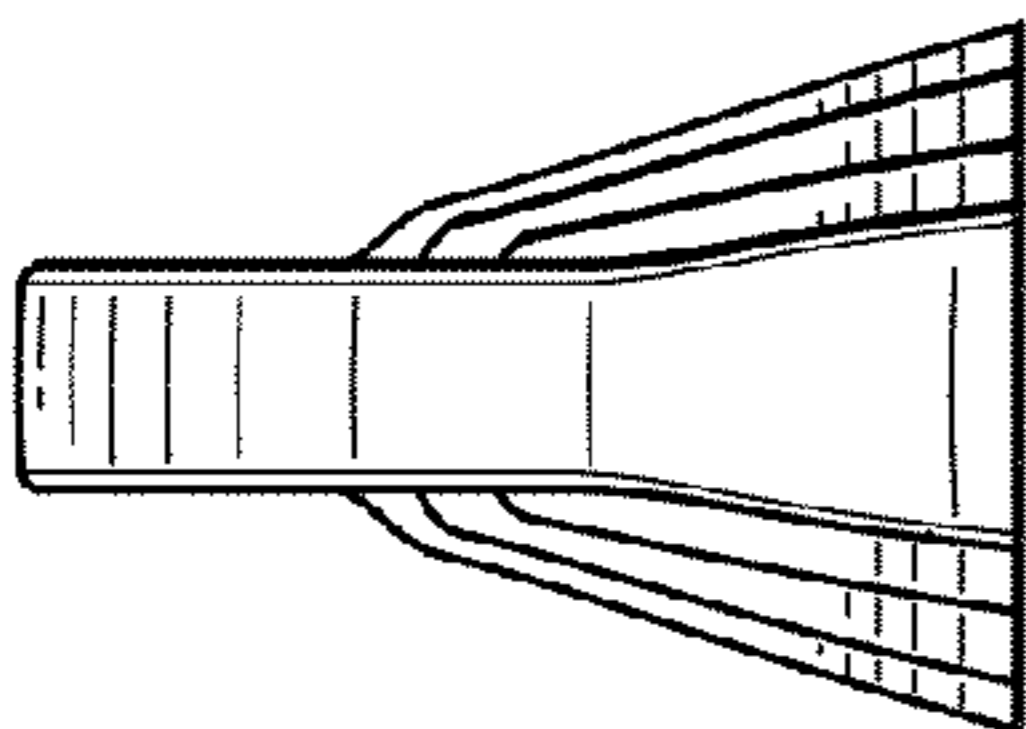


FIG. 2

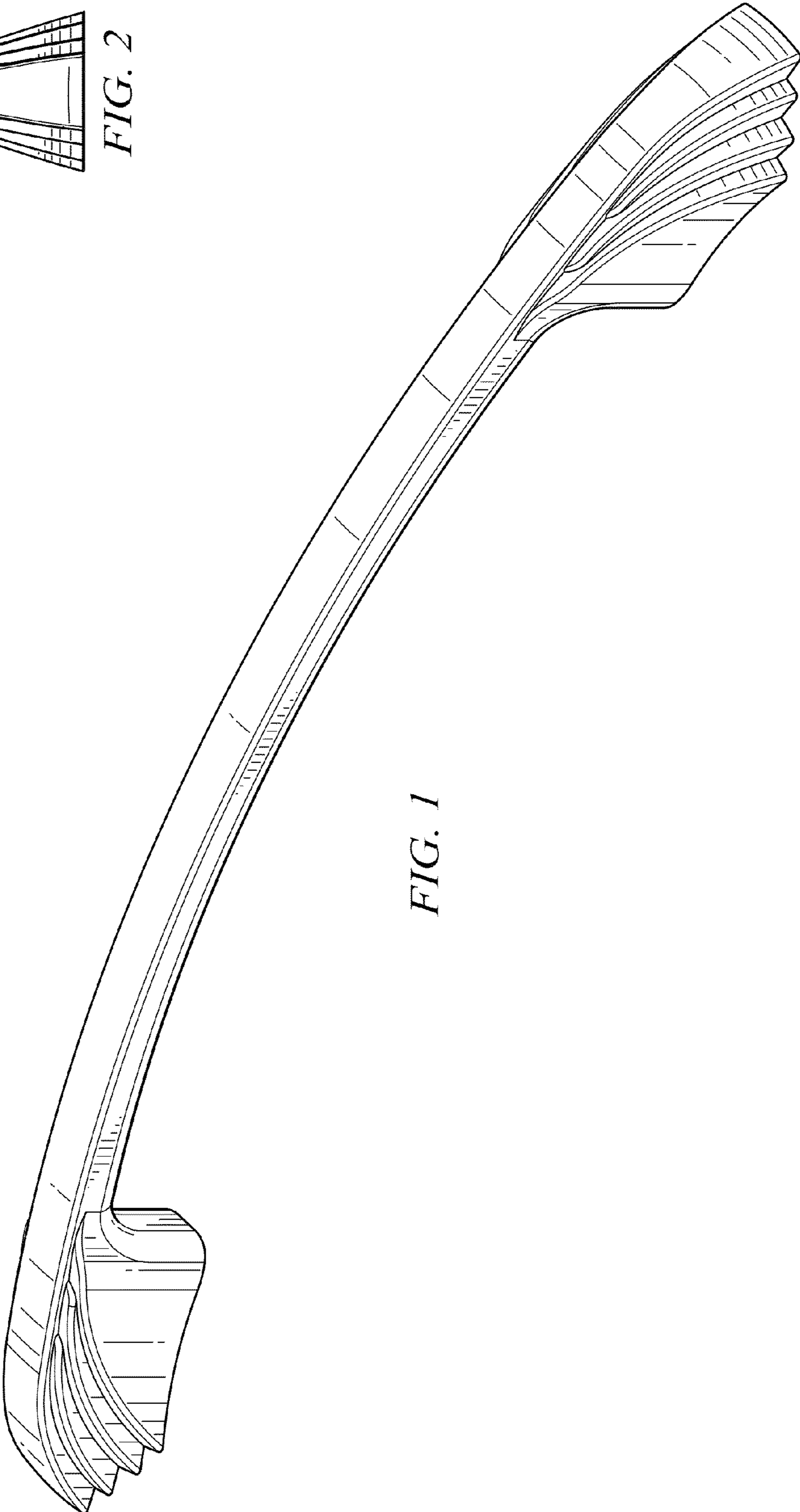


FIG. 1

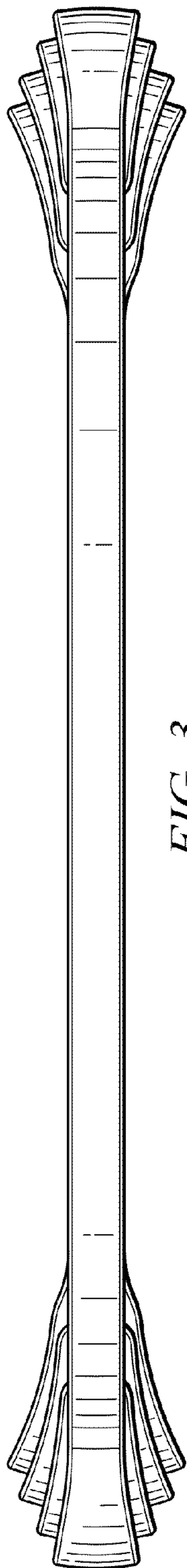


FIG. 3



FIG. 4




FIG. 5