



US00D679566S

(12) **United States Design Patent**
Aglassinger

(10) **Patent No.:** **US D679,566 S**

(45) **Date of Patent:** **** Apr. 9, 2013**

- (54) **SAW**
- (75) **Inventor:** **Hans-Peter Aglassinger**, Esslingen (DE)
- (73) **Assignee:** **Robert Bosch GmbH**, Stuttgart (DE)
- (**) **Term:** **14 Years**
- (21) **Appl. No.:** **29/399,010**
- (22) **Filed:** **Aug. 8, 2011**

D560,988 S *	2/2008	Watson et al.	D8/64
D582,739 S *	12/2008	Aoki et al.	D8/64
D591,574 S *	5/2009	DiPasquale et al.	D8/64
D596,005 S *	7/2009	Schoch	D8/64
D631,314 S *	1/2011	Baxter	D8/64
D639,130 S *	6/2011	Ukai et al.	D8/64

* cited by examiner

Primary Examiner — Austin Murphy

(74) *Attorney, Agent, or Firm* — Maginot, Moore & Beck

(30) **Foreign Application Priority Data**

Feb. 9, 2011 (EM) 001819020

- (51) **LOC (9) Cl.** **08-03**
- (52) **U.S. Cl.** **D8/64**
- (58) **Field of Classification Search** D8/69,
D8/68, 67, 66, 65, 64, 62, 61; 30/92, 394,
30/393, 392, 377, 376, 371; 74/50, 49; 173/217,
173/216; 83/699.21; 446/145
See application file for complete search history.

(57) **CLAIM**

The ornamental design for a saw, as shown and described.

DESCRIPTION

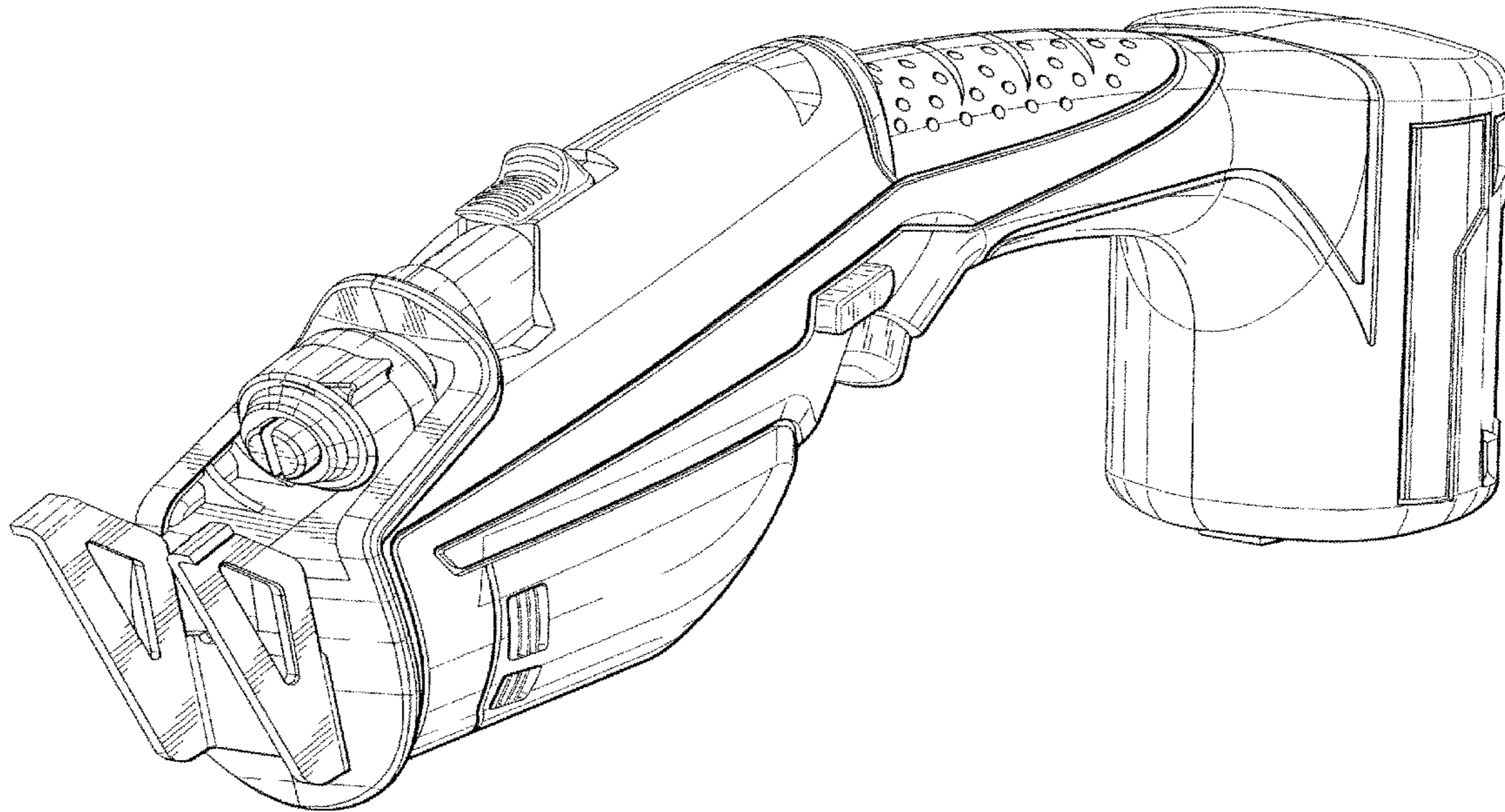
FIG. 1 is a perspective view of a saw showing my new design;
 FIG. 2 is right side elevational view showing the design for
 the saw of FIG. 1;
 FIG. 3 is a left side elevational view showing the design for
 the saw of FIG. 1;
 FIG. 4 is a front elevational view showing the design for the
 saw of FIG. 1;
 FIG. 5 is a rear elevational view showing the design for the
 saw of FIG. 1;
 FIG. 6 is a top elevational view showing the design for the saw
 of FIG. 1; and,
 FIG. 7 is a bottom elevational view showing the design for the
 saw of FIG. 1.

(56) **References Cited**

U.S. PATENT DOCUMENTS

D456,233 S *	4/2002	Main	D8/64
D471,418 S *	3/2003	Chunn et al.	D8/64
D500,651 S *	1/2005	Andriolo	D8/64
D523,312 S *	6/2006	Ozawa et al.	D8/64
D524,131 S *	7/2006	Chunn et al.	D8/64
D524,132 S *	7/2006	Welsh	D8/64
D525,845 S *	8/2006	Welsh	D8/64
D551,045 S *	9/2007	Kokawa	D8/64

1 Claim, 7 Drawing Sheets



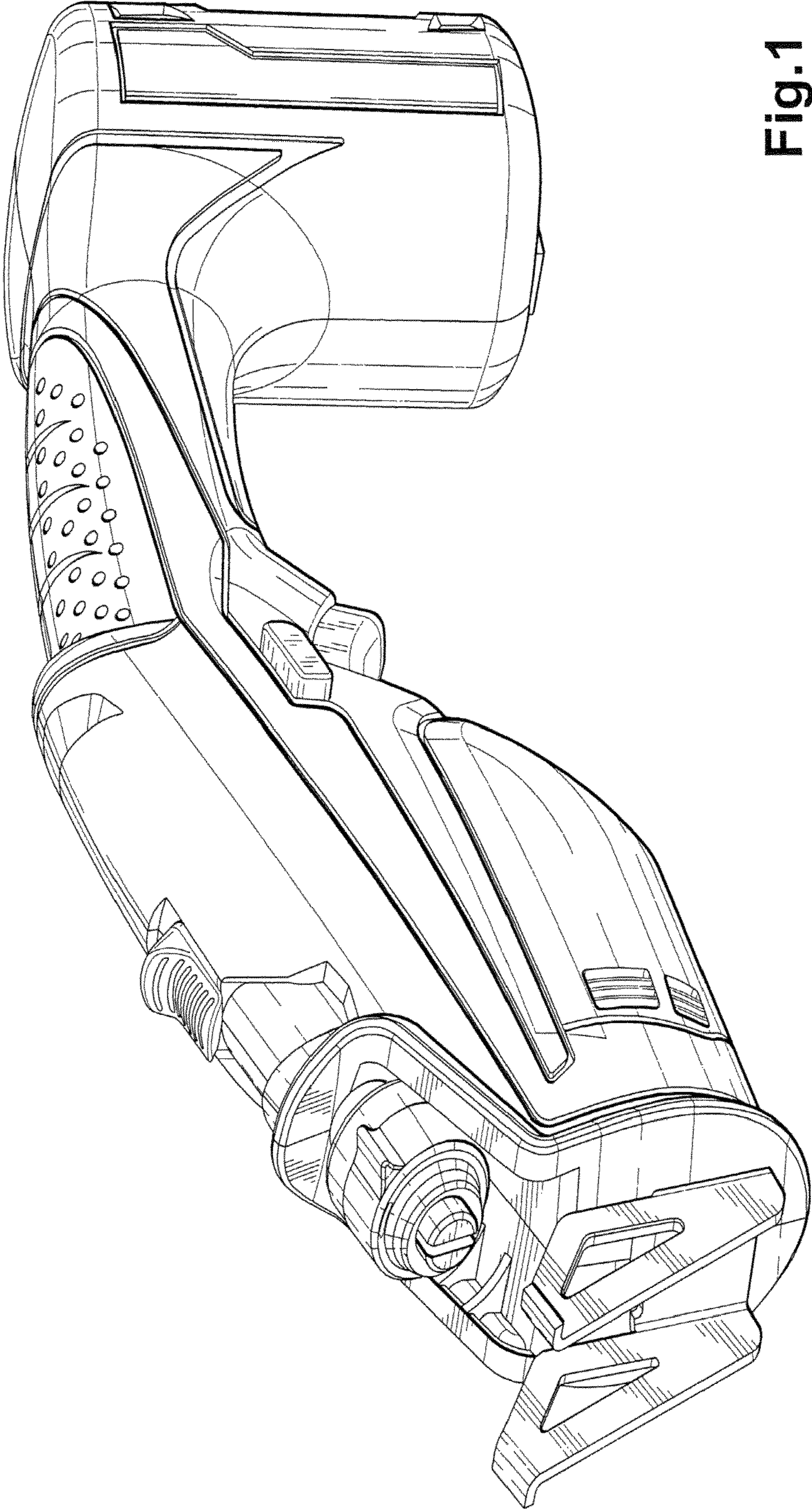


Fig.1

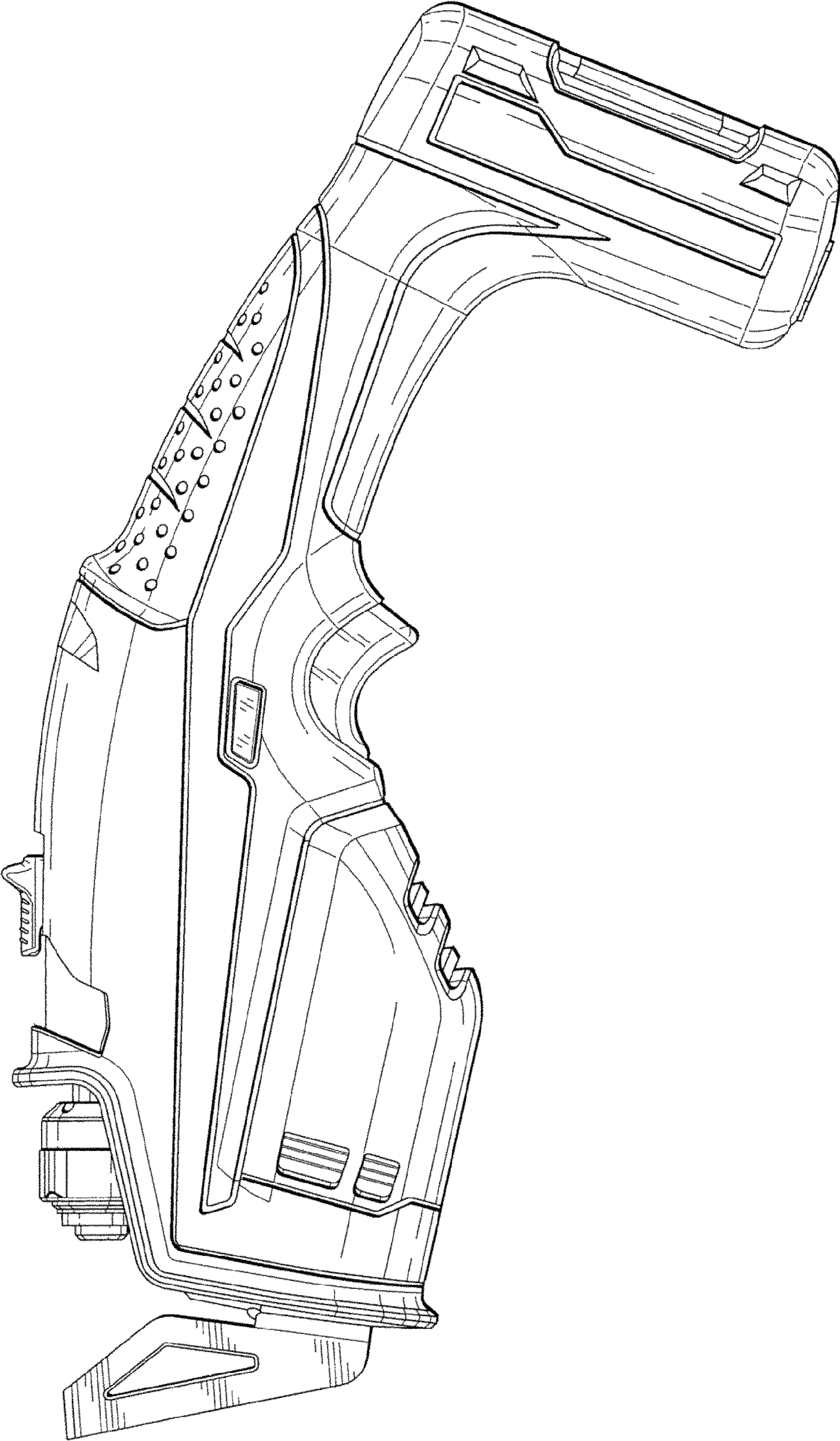


Fig.2

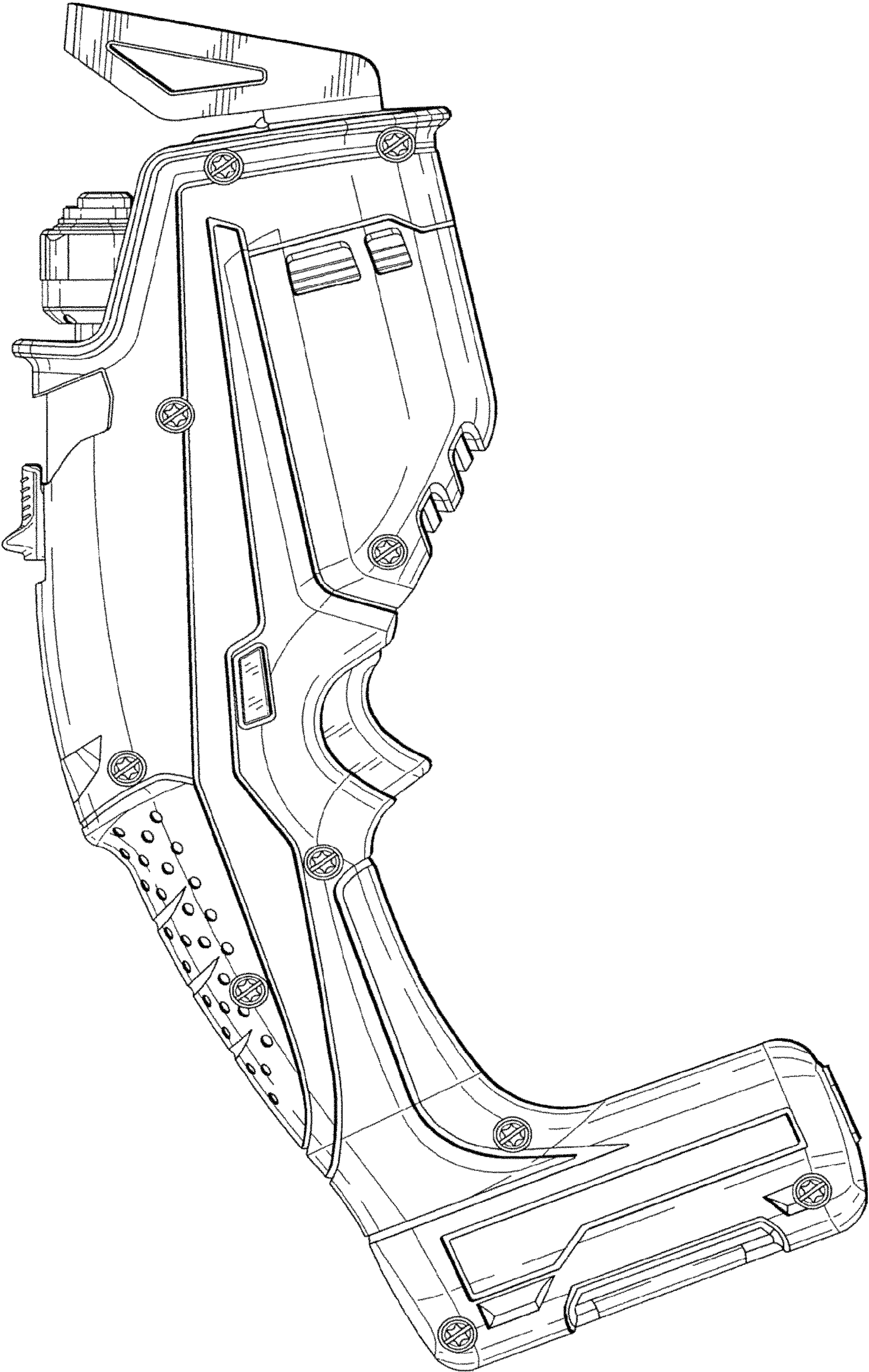


Fig. 3

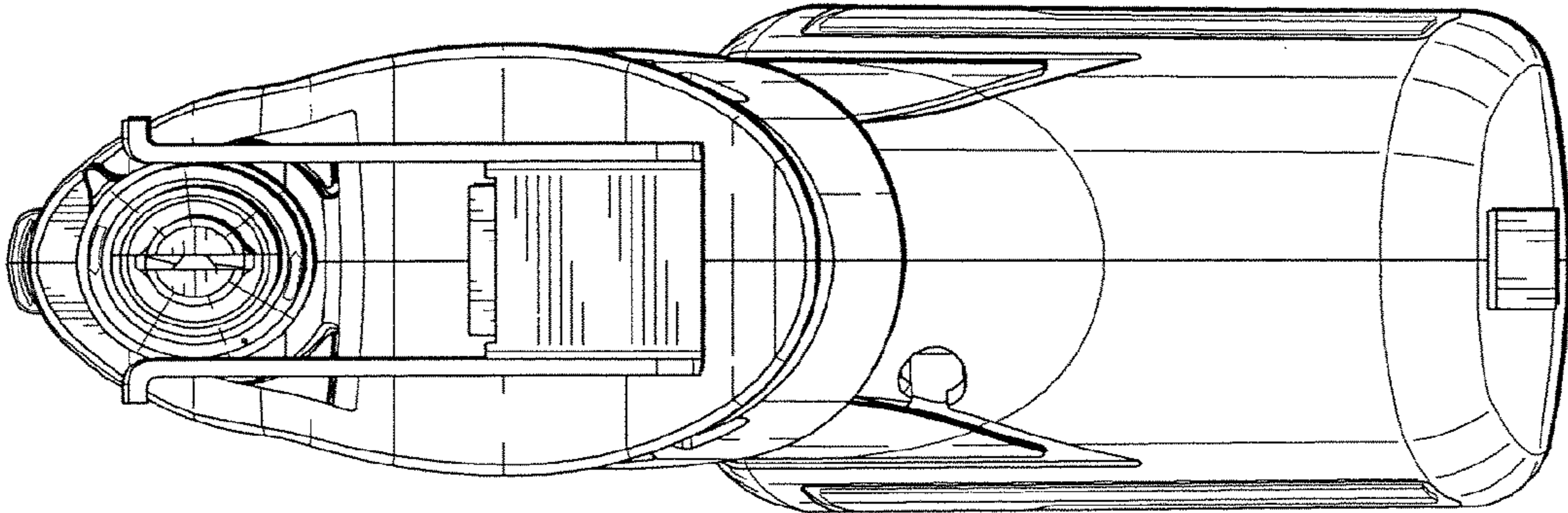


Fig.4

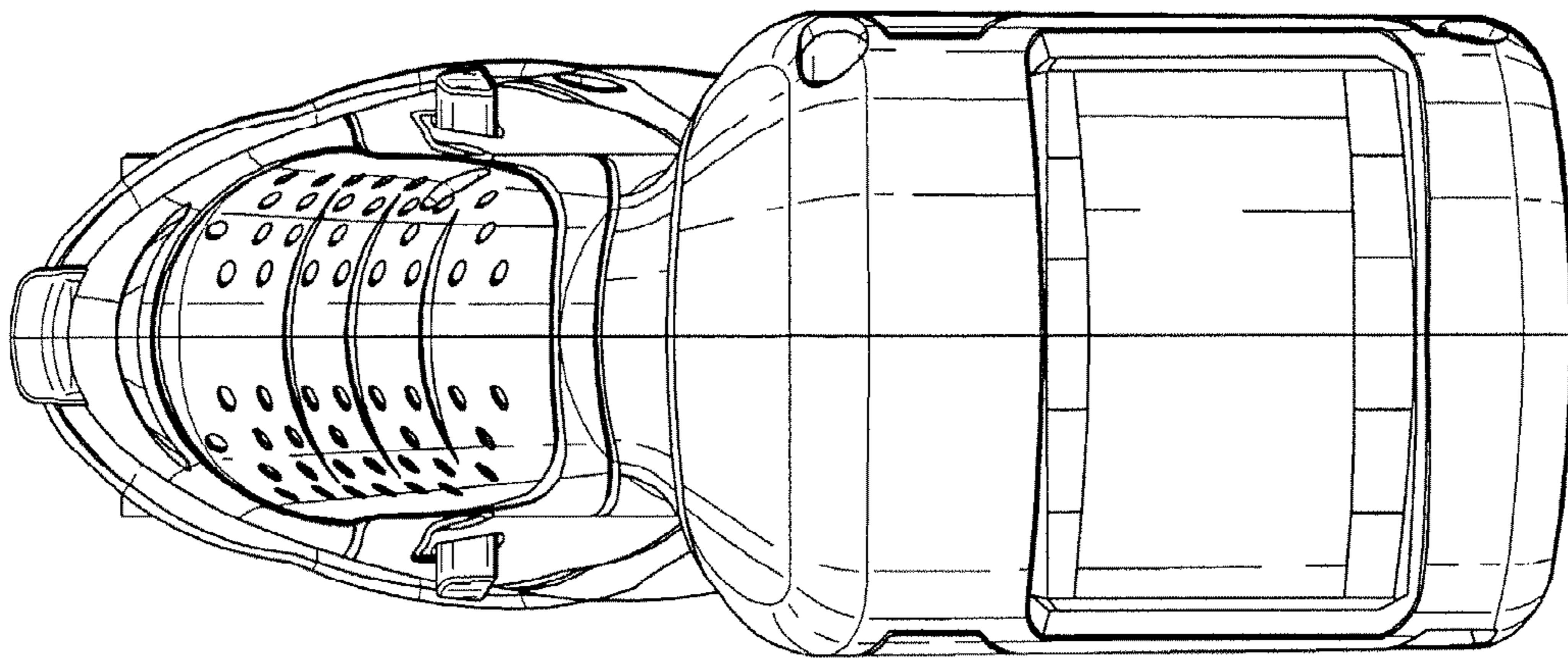


Fig. 5




Fig.6

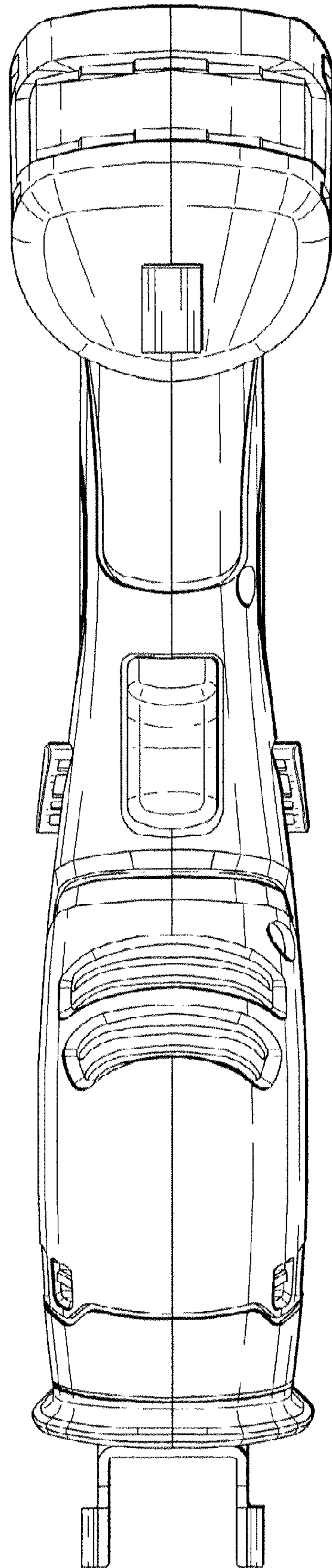


Fig.7