



US00D679559S

(12) **United States Design Patent**
Masalin et al.

(10) **Patent No.:** **US D679,559 S**
(45) **Date of Patent:** **** Apr. 9, 2013**

(54) **CUTTING TOOL**

(75) Inventors: **Petteri Masalin**, Helsinki (FI); **Sami Lyytikäinen**, Lohja (FI); **Olli-Pekka Vänntilä**, Lohja (FI)

(73) Assignee: **Fiskars Brands Finland Oy AB**, Billnäs (FI)

(**) Term: **14 Years**

(21) Appl. No.: **29/424,457**

(22) Filed: **Jun. 12, 2012**

(30) **Foreign Application Priority Data**

Dec. 15, 2011 (EM) 001963026-0005
Dec. 15, 2011 (EM) 001963026-0010

(51) **LOC (9) Cl.** **08-01**

(52) **U.S. Cl.**
USPC **D8/5**

(58) **Field of Classification Search** D8/4, 5,
D8/52, 57-58; 30/251-252, 261-262, 266,
30/287, 131, 135

See application file for complete search history.

(56) **References Cited**

U.S. PATENT DOCUMENTS

3,187,430 A * 6/1965 Wallace et al. 30/252
D317,701 S * 6/1991 Grove D8/5
5,267,400 A 12/1993 Danube et al.
D344,220 S 2/1994 Wensley et al.

D354,205 S 1/1995 Wensley et al.
5,592,743 A 1/1997 Labarre et al.
D381,565 S * 7/1997 Hibberd D8/5
D429,127 S * 8/2000 Deville D8/5
6,493,943 B1 12/2002 Linden
D478,792 S * 8/2003 Richwine et al. D8/5
D482,580 S * 11/2003 Richwine et al. D8/5
D483,235 S * 12/2003 Deville D8/5
6,789,324 B2 9/2004 Linden et al.
7,640,666 B1 * 1/2010 Huang 30/234
D622,112 S * 8/2010 Goetz et al. D8/5
8,136,252 B2 3/2012 Linden et al.
D671,809 S * 12/2012 Huang D8/5

* cited by examiner

Primary Examiner — Sheryl Lane

(74) *Attorney, Agent, or Firm* — Foley & Lardner LLP

(57) **CLAIM**

We claim the ornamental design for a cutting tool, as shown and described.

DESCRIPTION

FIG. 1 is a perspective view of the claimed design;
FIG. 2 is a top view of the claimed design of FIG. 1;
FIG. 3 is a bottom view of the claimed design of FIG. 1;
FIG. 4 is a right side view of the claimed design of FIG. 1;
FIG. 5 is a left side view of the claimed design of FIG. 1;
FIG. 6 is a front view of the claimed design of FIG. 1; and,
FIG. 7 is a rear view of the claimed design of FIG. 1.
The ornamental design which is claimed is shown in solid lines in the drawings. The broken lines show portions of the article and form no part of the claimed design.

1 Claim, 3 Drawing Sheets

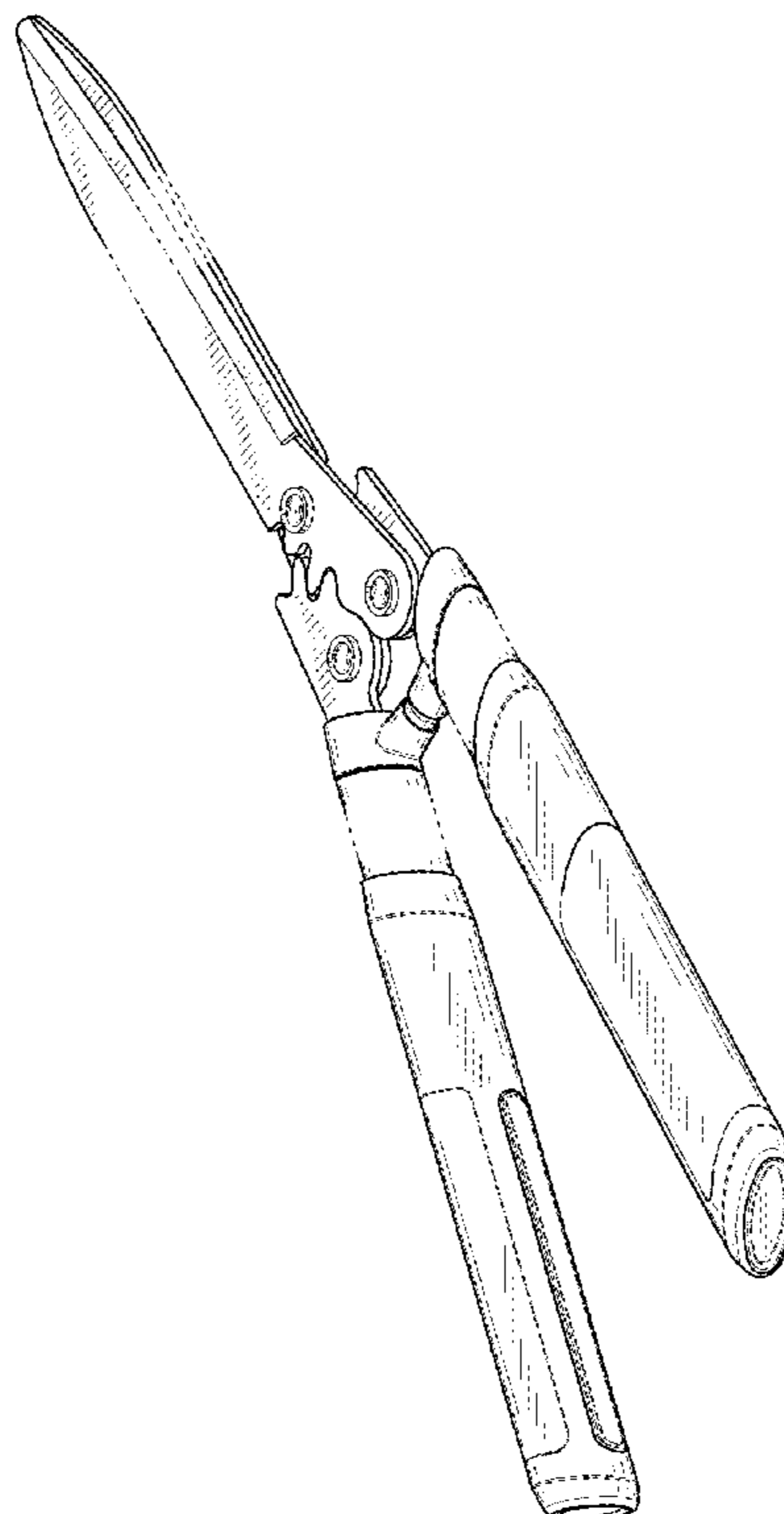


FIGURE 1

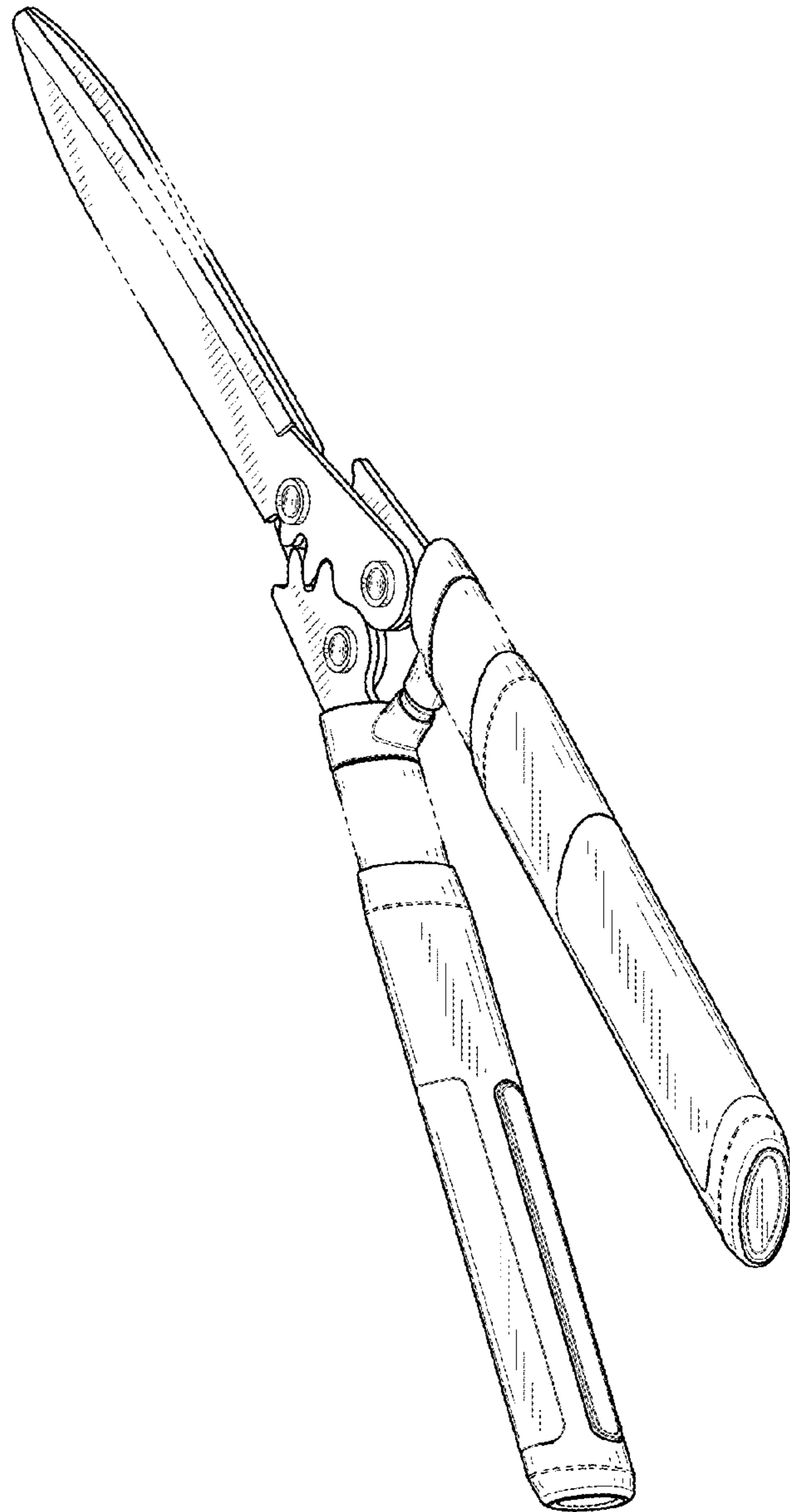


FIGURE 2

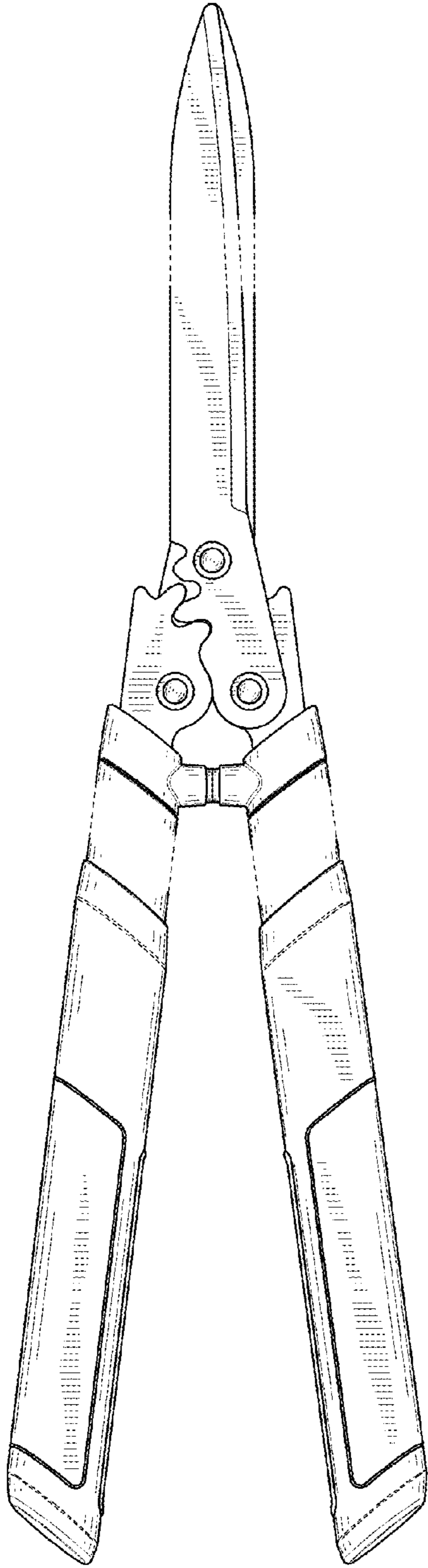


FIGURE 3

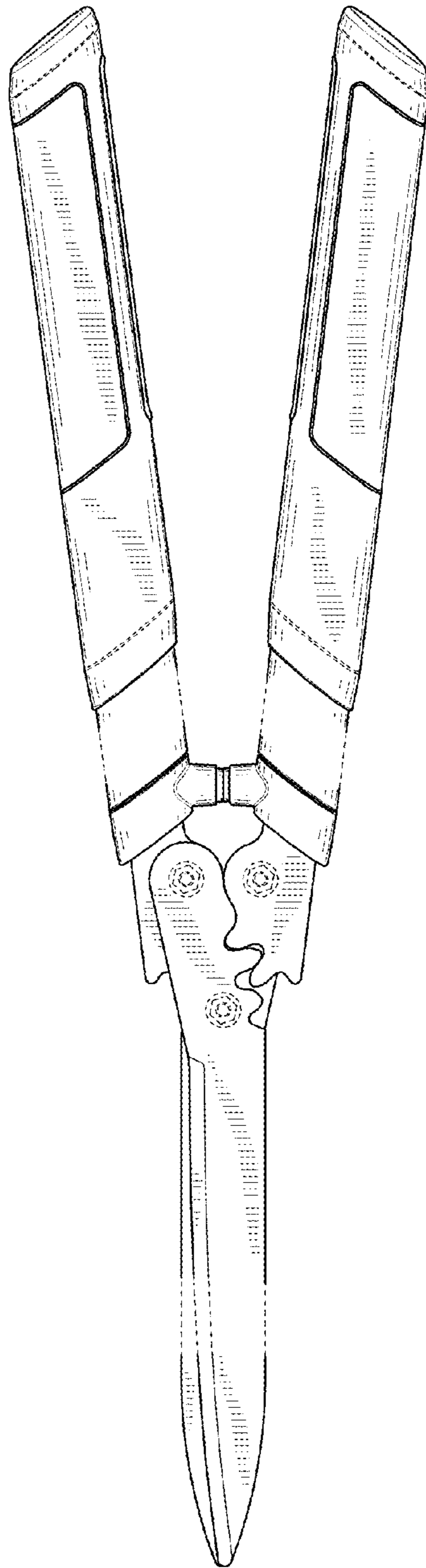


FIGURE 4

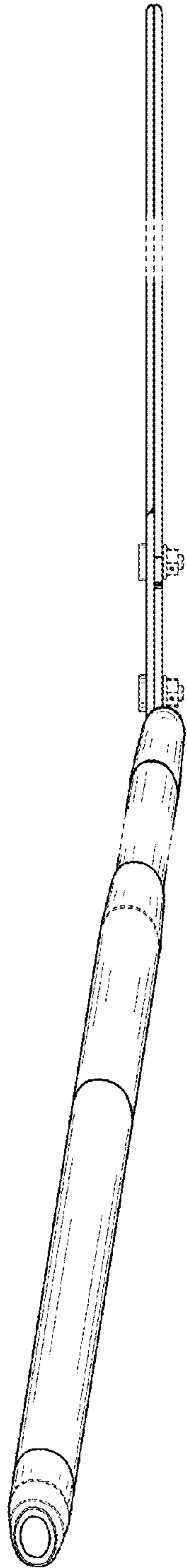


FIGURE 5

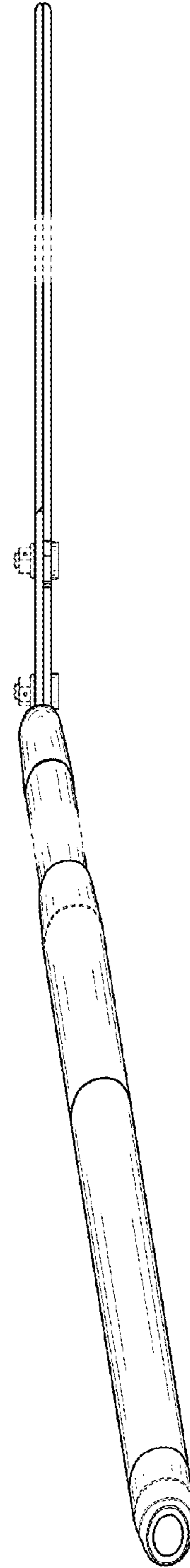


FIGURE 6

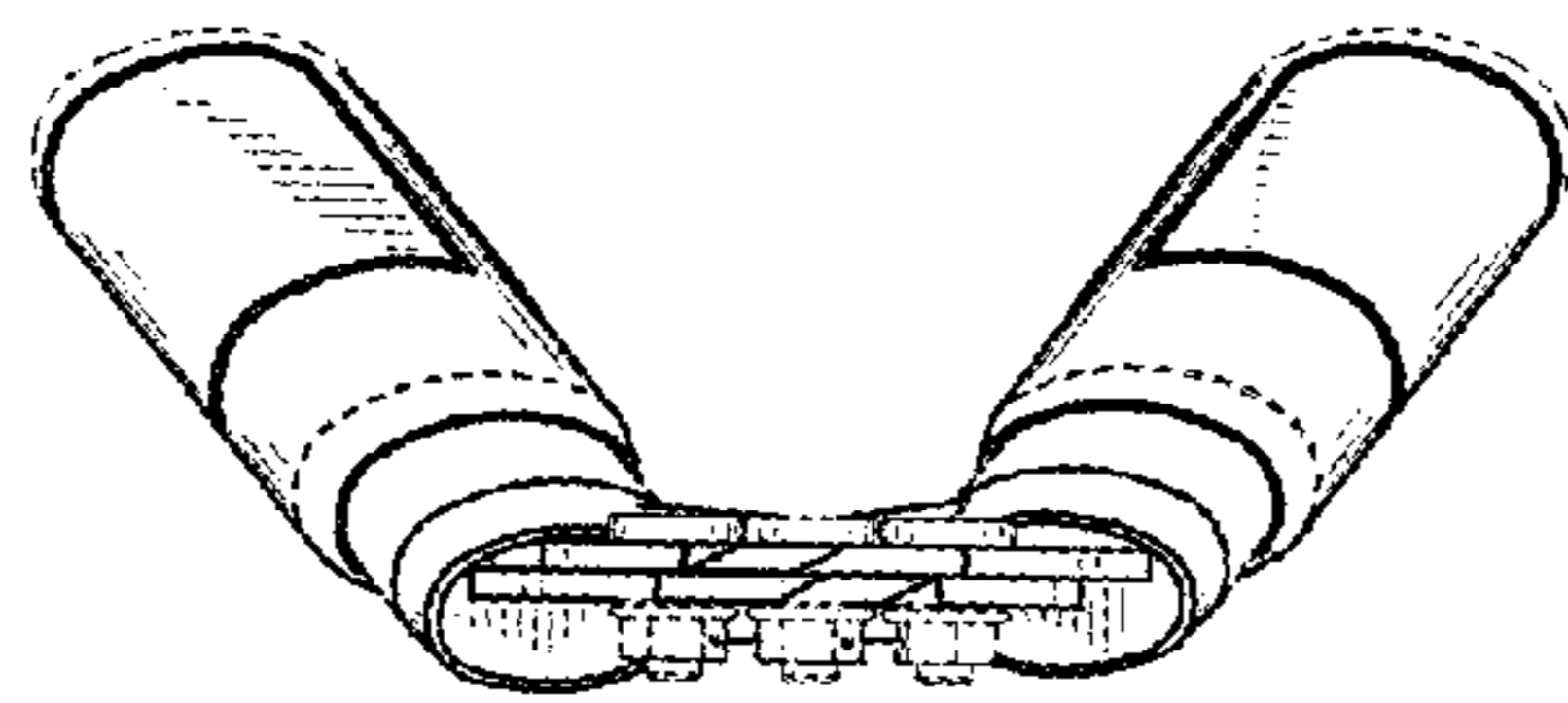


FIGURE 7

