



US00D679547S

(12) **United States Design Patent**
Chen

(10) **Patent No.:** **US D679,547 S**

(45) **Date of Patent:** **** Apr. 9, 2013**

(54) **SERVING DISH**

(75) Inventor: **Rui Yuan Chen**, Oxford (GB)

(73) Assignee: **Dart Industries Inc.**, Orlando, FL (US)

(**) Term: **14 Years**

(21) Appl. No.: **29/395,894**

(22) Filed: **Apr. 18, 2012**

(51) **LOC (9) Cl.** **07-01**

(52) **U.S. Cl.**

USPC **D7/545**

(58) **Field of Classification Search** D7/501,
D7/505, 538, 543, 545, 500, 590, 360, 600.2,
D7/553.6, 392.1, 601, 354, 555, 557, 566,
D7/620, 629, 552.1, 589, 586; D9/743, 745;
220/751, 23.4, 574; 206/514; 73/426

See application file for complete search history.

(56) **References Cited**

U.S. PATENT DOCUMENTS

D71,003 S *	9/1926	Carlson	D32/35
D328,836 S *	8/1992	Unger	D7/542
D370,598 S	6/1996	Koch		
D405,561 S	2/1999	Willinger		
D412,266 S	7/1999	Kerr		
D433,878 S	11/2000	Joergensen		
D453,283 S *	2/2002	Terracciano	D7/608
D477,970 S	8/2003	Thonis		
D480,600 S	10/2003	Lillelund et al.		
D480,604 S	10/2003	Lillelund et al.		

D499,936 S	12/2004	Wiedmeyer et al.		
D508,822 S	8/2005	Smith et al.		
D511,938 S *	11/2005	Watson	D7/542
D515,873 S *	2/2006	Vendl et al.	D7/545
D517,372 S *	3/2006	Vendl et al.	D7/545
D520,303 S	5/2006	Hayes et al.		
D535,153 S	1/2007	Eide et al.		
D545,613 S *	7/2007	Lion et al.	D7/354
D557,551 S *	12/2007	Tetreault et al.	D7/354
D563,718 S	3/2008	Lion et al.		
D571,156 S	6/2008	Gartz et al.		
D657,617 S *	4/2012	Sarnoff et al.	D7/360

* cited by examiner

Primary Examiner — Cynthia Underwood

(74) *Attorney, Agent, or Firm* — John A. Doninger

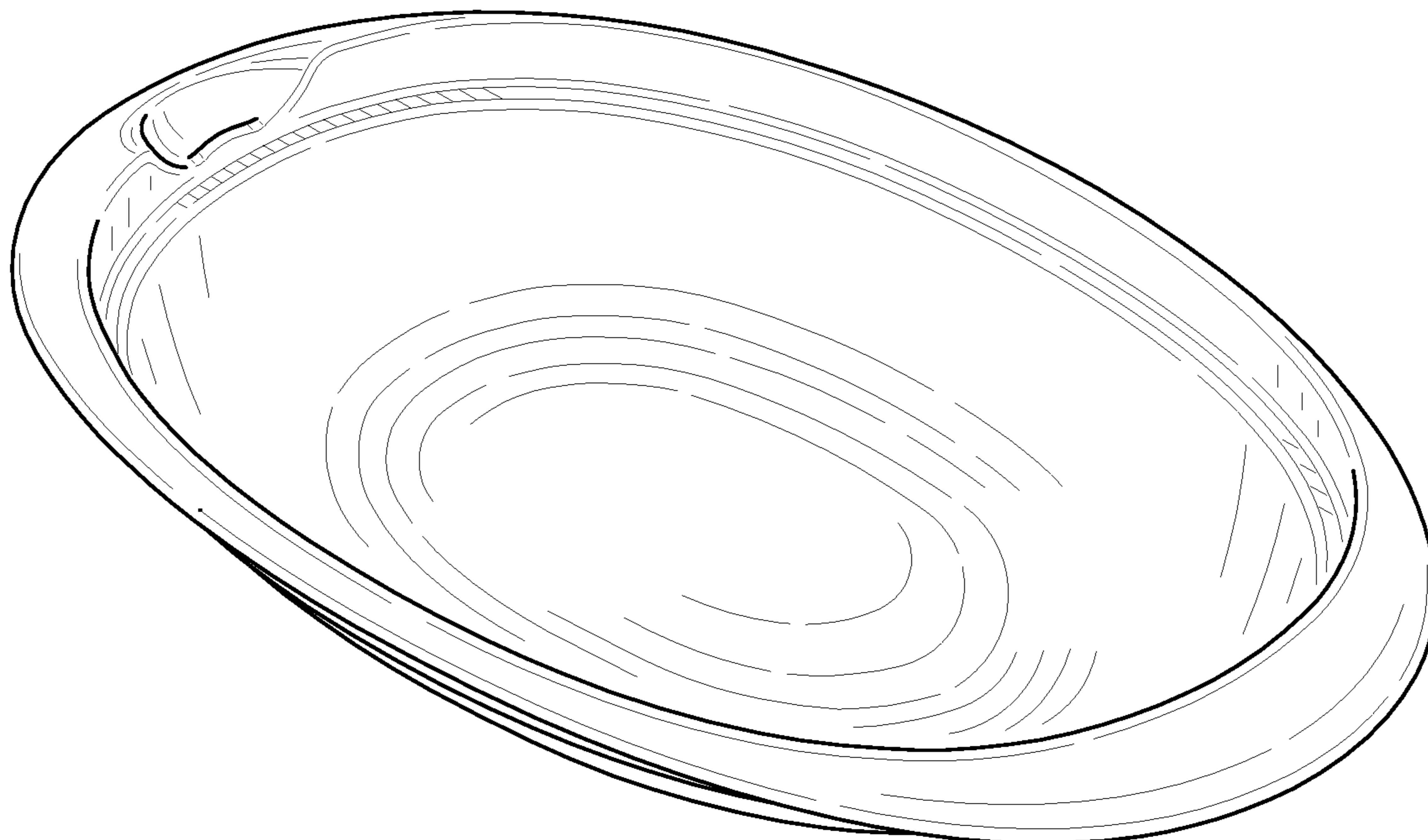
(57) **CLAIM**

The ornamental design for a serving dish, as shown and described.

DESCRIPTION

FIG. 1 is a top, side and front perspective view of the first embodiment of a serving dish showing my new design; FIG. 2 is a front elevation view, the rear elevation being a mirror image thereof; FIG. 3 is a right side elevation view thereof; FIG. 4 is a left side elevation view thereof; FIG. 5 is a top plan view thereof; FIG. 6 is a bottom plan view thereof; FIG. 7 is a cross-sectional view taken along line 7-7 of FIG. 5; and, FIG. 8 is a cross-sectional view taken along line 8-8 of FIG. 5.

1 Claim, 3 Drawing Sheets



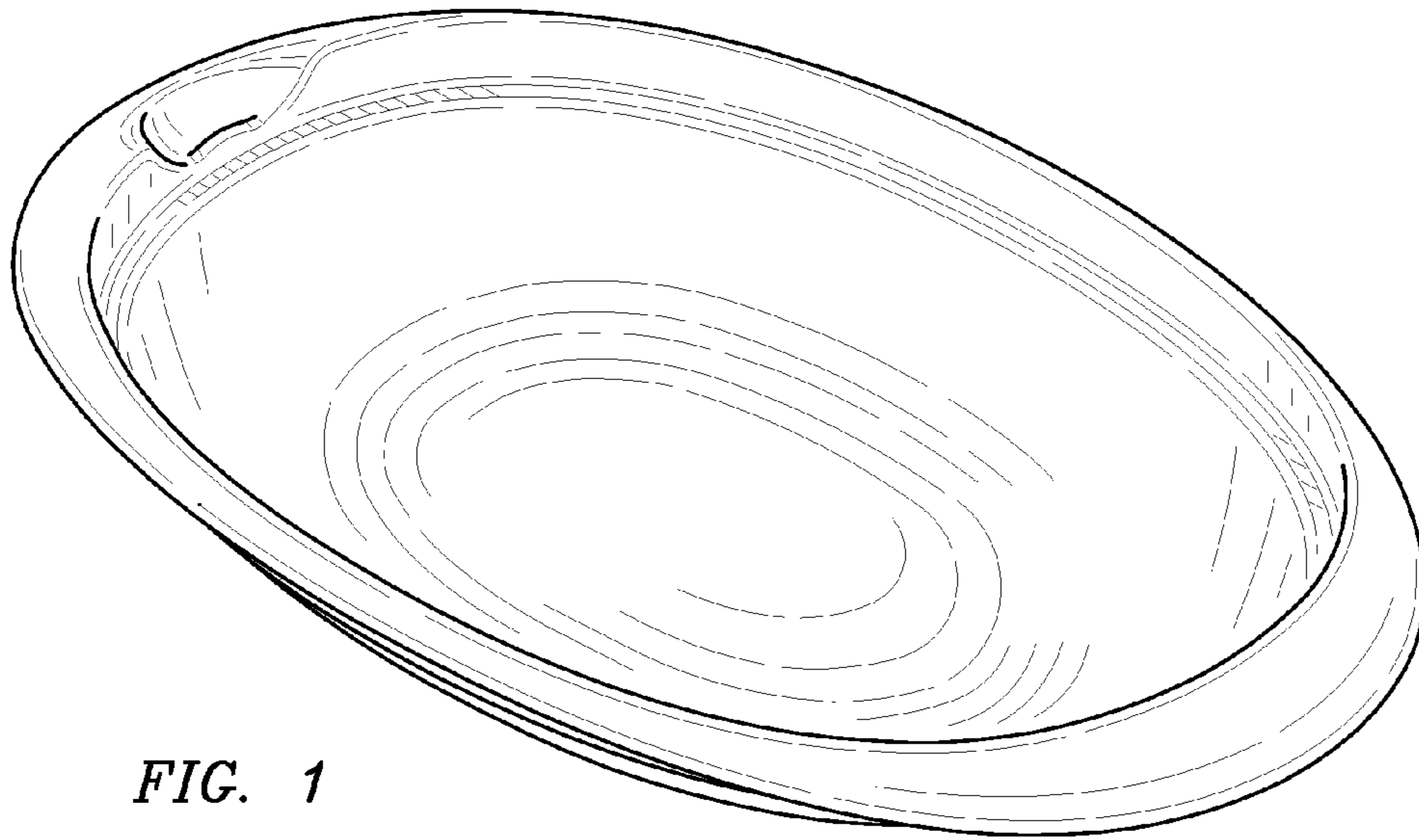


FIG. 1

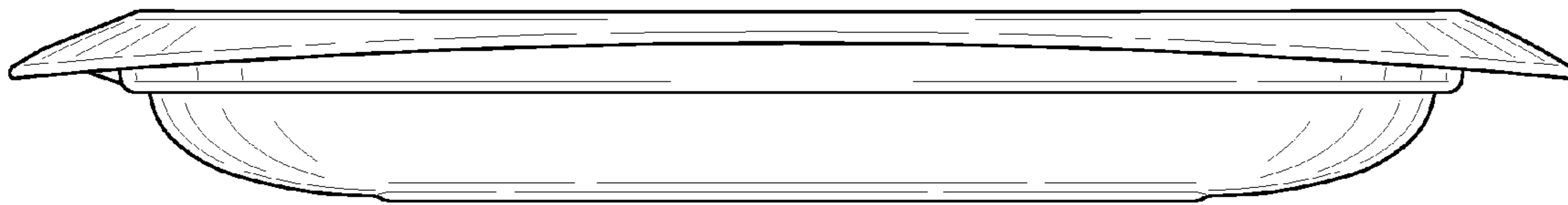


FIG. 2

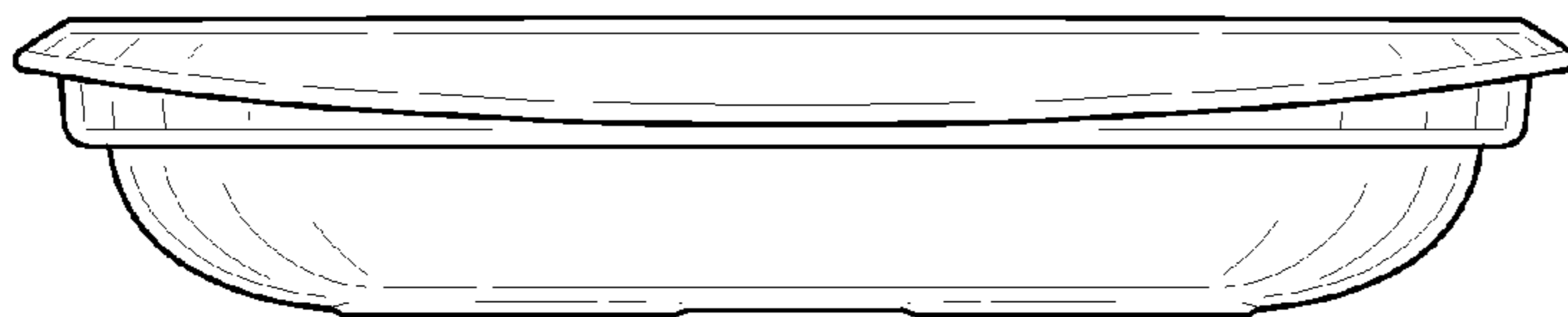


FIG. 3



FIG. 4

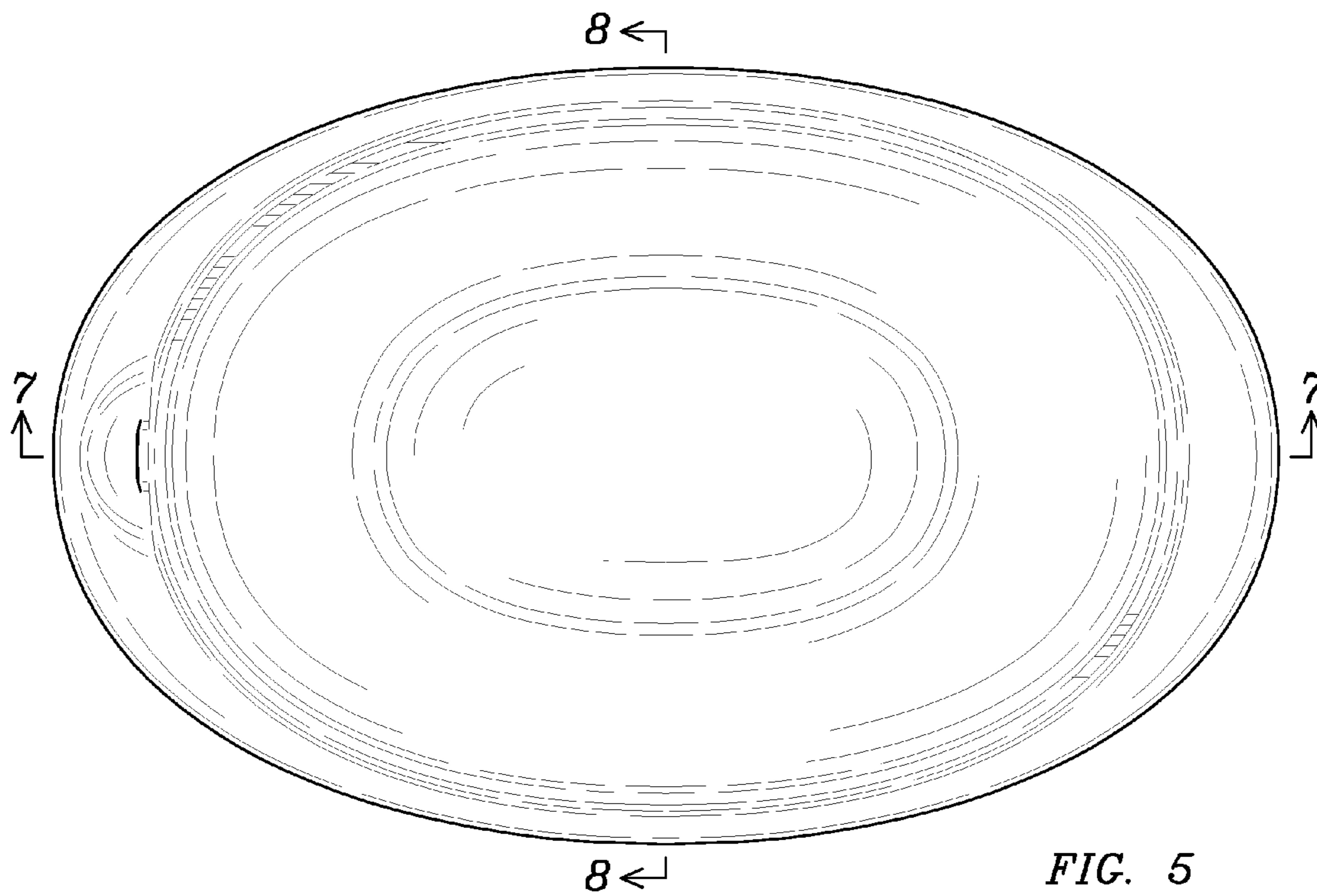


FIG. 5

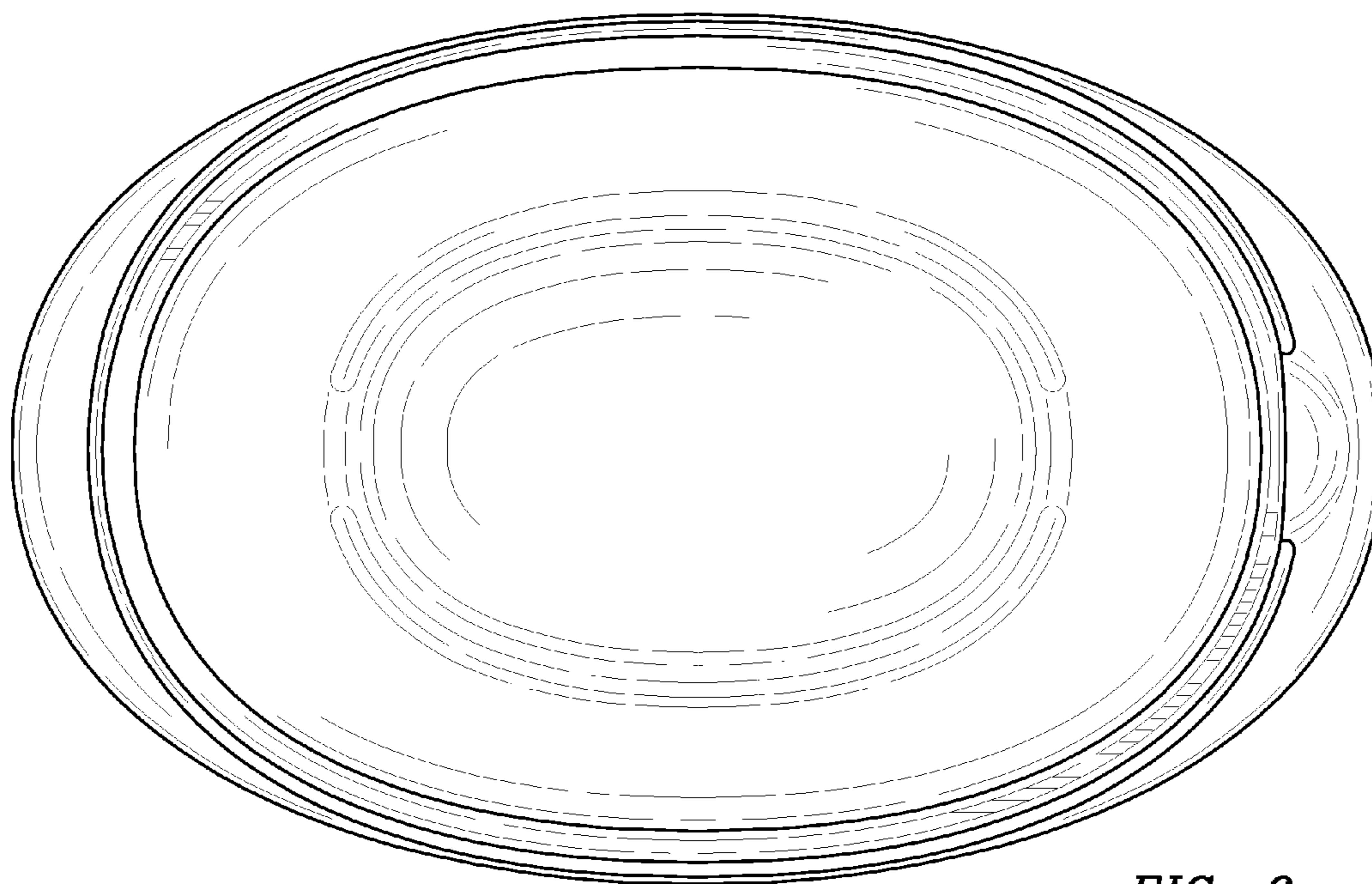


FIG. 6

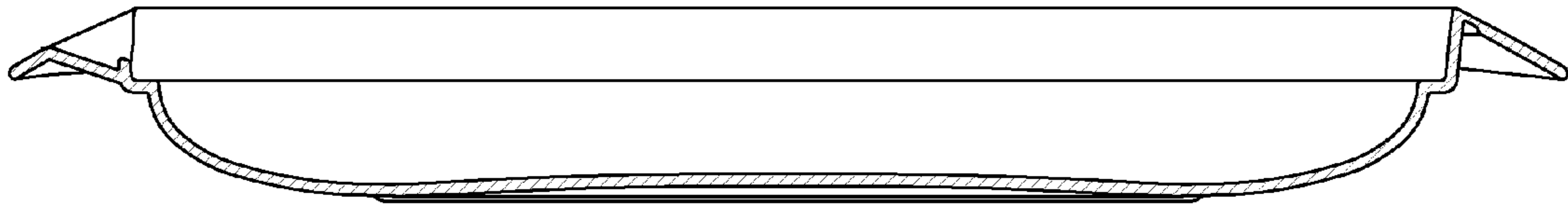


FIG. 7

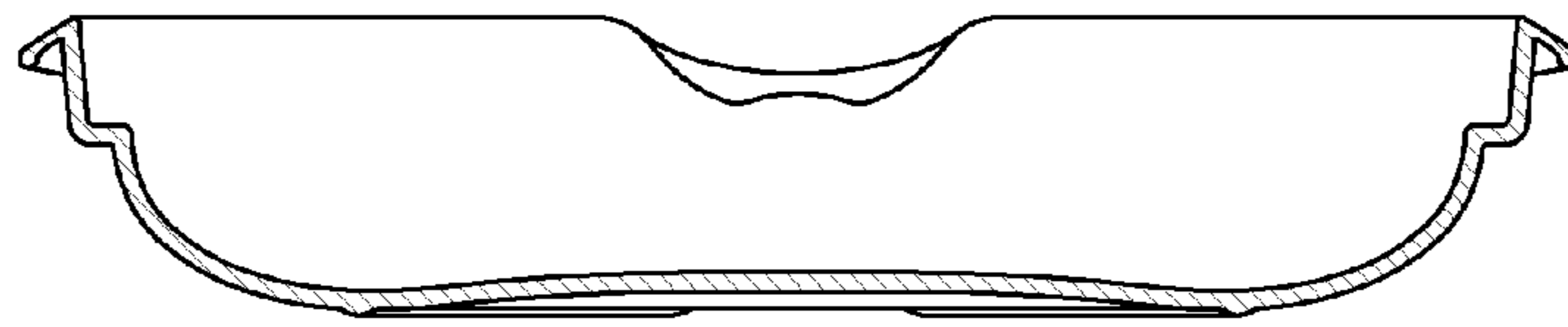


FIG. 8