



US00D679533S

(12) **United States Design Patent**
Stoddard

(10) **Patent No.:** **US D679,533 S**

(45) **Date of Patent:** **** Apr. 9, 2013**

(54) **DRYING MAT**

D179,747 S * 2/1957 Sylvester D5/53
(Continued)

(75) Inventor: **Jessica Stoddard**, Ballwin, MO (US)

(73) Assignee: **Schroeder & Tremayne, Inc.**, St. Louis, MO (US)

DE 20011242 U1 9/2000
EP 0572104 A1 12/1993

(**) Term: **14 Years**

(Continued)

(21) Appl. No.: **29/407,843**

OTHER PUBLICATIONS

(22) Filed: **Dec. 2, 2011**

English Translation of DE 20011242, Published Oct. 12, 2000.

(51) **LOC (9) Cl.** **06-11**

(52) **U.S. Cl.** **D6/592**

(58) **Field of Classification Search** D5/30,
D5/47, 49, 58, 61-63, 99, 53, 57; D6/582,
D6/583, 588, 591, 592, 613, 615, 617, 619,
D6/620, 621; D12/203; D19/1, 5, 8; 4/581,
4/582, 583; 5/417, 420; 15/215, 238; 52/660;
428/85; D32/57

See application file for complete search history.

Primary Examiner — Karen S Acker

(74) *Attorney, Agent, or Firm* — Thompson Coburn LLP

(57) **CLAIM**

The ornamental design for a drying mat, as shown and described.

DESCRIPTION

(56) **References Cited**

U.S. PATENT DOCUMENTS

D3,019 S	5/1868	Blake	
D11,738 S	4/1880	Appleton	
D32,864 S	6/1900	Sarafian	
1,571,069 A	1/1926	Stevenson	
1,773,905 A	8/1930	Kirsner	
D90,413 S	8/1933	Persky	
1,970,959 A	8/1934	Gauntlett	
1,982,110 A *	11/1934	Keown	404/40
D98,992 S	3/1936	Benniston	
2,071,762 A	2/1937	Burr	
2,098,993 A	11/1937	Barrell	
D121,311 S	7/1940	Wells	
D133,290 S	8/1942	Nordstrom	
2,354,435 A	7/1944	Stedman	
2,361,682 A *	10/1944	Grabec	156/209
2,400,379 A	5/1946	Whitman	
D158,712 S	5/1950	Breneman	
D159,045 S	6/1950	Caldwell	
D166,389 S	4/1952	Gressitt	
D171,301 S	1/1954	Kravitz	
D172,224 S	5/1954	Daugette	
D172,764 S	8/1954	Rassman	
D177,202 S	3/1956	Wilde	

FIG. 1 is a perspective view of an embodiment of a drying mat showing my new design;

FIG. 2 is an alternate perspective view of the drying mat of FIG. 1;

FIG. 3 is a plan view of the drying mat of FIG. 1;



FIG. 4 is an enlarged detail plan view of a representative portion of the drying mat from detail area 4 of FIG. 3 wherein my new design is shown in a repeating pattern having raised portions that extend in length and in width uniformly on a top side of the drying mat; and,

FIG. 5 is an enlarged detail plan view of a portion of the drying mat from detail area 5 of FIG. 3 showing a representative side edge.

The evenly-spaced dashed lines in FIGS. 3, 4, and 5 indicate the boundaries of the detail areas and form no part of the claim.

The surfaces or portions of the drying mat that would normally be visible but are not shown in the photographs or described in the specification form no part of the claimed design.

1 Claim, 5 Drawing Sheets



US D679,533 S

Page 2

U.S. PATENT DOCUMENTS

D182,765 S 5/1958 Goforth
D184,100 S * 12/1958 McCord D5/53
3,169,264 A 2/1965 Walker
D201,241 S * 6/1965 Cliff D6/585
D217,210 S * 4/1970 Rost D5/47
3,650,867 A 3/1972 Bauer
3,837,990 A * 9/1974 Huffaker 428/118
4,035,217 A * 7/1977 Kennette et al. 156/279
D268,962 S * 5/1983 Adams et al. D5/1
4,474,573 A 10/1984 Detty
4,568,596 A * 2/1986 Johnson 428/134
4,609,580 A 9/1986 Rockett et al.
D298,681 S * 11/1988 Diaz D5/53
4,810,553 A * 3/1989 Lombardozzi 428/116
4,978,566 A 12/1990 Scheurer et al.
5,370,913 A * 12/1994 Lin 428/13
D364,040 S * 11/1995 Suskind D5/1
D365,956 S * 1/1996 Bonaddio et al. D6/596
5,580,423 A * 12/1996 Ampulski et al. 162/117
5,620,546 A * 4/1997 Reuben 156/219
5,632,072 A 5/1997 Simon et al.
5,658,637 A 8/1997 Volz
D391,434 S * 3/1998 Denney et al. D6/596
5,733,629 A 3/1998 Insley
5,866,234 A * 2/1999 Vaughan et al. 428/172
5,935,878 A 8/1999 Glasser
D414,942 S 10/1999 Grosfillex
D414,976 S * 10/1999 Su et al. D6/604
D429,861 S * 8/2000 Denney D32/40
6,187,245 B1 2/2001 Hedley
D469,726 S * 2/2003 Kraines D12/203
D475,856 S * 6/2003 Karul et al. D5/53
RE38,422 E 2/2004 Rockwell, Jr. et al.
D486,341 S 2/2004 Ruhl et al.
6,722,394 B2 4/2004 Harrison et al.
6,808,599 B2 10/2004 Burazin et al.
D500,411 S 1/2005 Warren
7,067,184 B1 6/2006 Carkeek
D538,725 S * 3/2007 Eskandry D12/203
D555,407 S 11/2007 Lan

D582,618 S * 12/2008 Caruso et al. D32/40
D586,128 S * 2/2009 Bruun et al. D5/53
D609,042 S 2/2010 Wilmsen
D647,447 S * 10/2011 Lu D12/203
D655,119 S 3/2012 Brinker
D658,918 S * 5/2012 Brinker et al. D6/582
D659,458 S * 5/2012 Lerman D6/585
2003/0203164 A1 10/2003 Healy et al.
2004/0116884 A1 6/2004 Fujii et al.
2005/0045703 A1 3/2005 Cheng
2005/0224000 A1 10/2005 Holte
2006/0029773 A1 * 2/2006 Waterman et al. 428/138
2007/0092687 A1 * 4/2007 Tsai 428/85
2008/0229501 A1 * 9/2008 Hutchison 5/420
2009/0241978 A1 10/2009 Moretti
2010/0143640 A1 6/2010 Wilmsen
2010/0143645 A1 6/2010 Wilmsen
2010/0209661 A1 8/2010 Wilmsen
2010/0307422 A1 12/2010 Huck et al.
2011/0143083 A1 6/2011 Scorgie

FOREIGN PATENT DOCUMENTS

WO 2011090510 A1 7/2011

OTHER PUBLICATIONS

Co-pending U.S. Appl. No. 29/366,186, filed with the USPTO on Jul. 21, 2010 in the name of Brinker, Douglas et al.
Co-pending U.S. Appl. No. 29/366,189, filed with the USPTO on Jul. 21, 2010 in the name of Brinker, Douglas et al.
Declaration by Jeffrey G. Wilmsen dated Sep. 21, 2010 filed as an Information Disclosure Statement in U.S. Appl. No. 12/707,386 entitled "Drying Mat", including Exhibits A, B, and C.
Co-pending U.S. Appl. No. 29/407,858, filed with the USPTO on Dec. 2, 2011 in the name of Stoddard, Jessica.
Co-pending U.S. Appl. No. 29/407,851, filed with the USPTO on Dec. 2, 2011 in the name of Stoddard, Jessica.
Co-pending U.S. Appl. No. 29/407,845, filed with the USPTO on Dec. 2, 2011 in the name of Stoddard, Jessica.

* cited by examiner




Fig. 1




FIG. 2

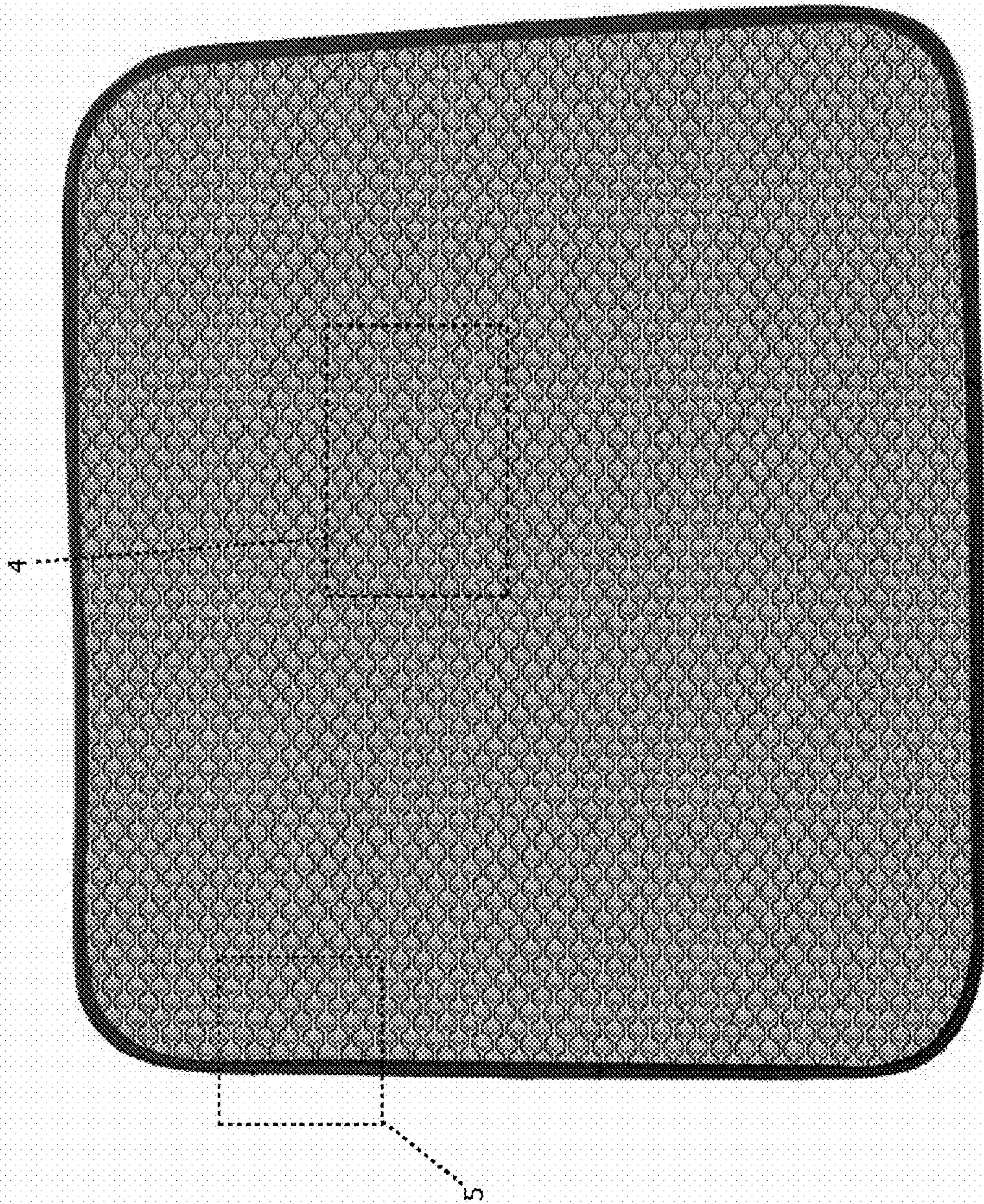


Fig. 3




FIG. 4




Fig. 5