

US00D679531S

(12) **United States Design Patent**
Nelson et al.

(10) **Patent No.:** **US D679,531 S**
(45) **Date of Patent:** **** Apr. 9, 2013**

(54) **VERTICAL HANGING PLANTER**
(75) Inventors: **Miguel Eric Nelson**, Los Angeles, CA (US); **Sherry Lorraine Walsh**, Los Angeles, CA (US); **Rodney Lee Nelson**, Phoenix, AZ (US)

(73) Assignee: **Woolly Pocket Corporation**, Phoenix, AZ (US)

(**) Term: **14 Years**

(21) Appl. No.: **29/373,540**

(22) Filed: **Apr. 21, 2011**

Related U.S. Application Data

(62) Division of application No. 29/349,141, filed on Mar. 10, 2010, now Pat. No. Des. 637,430.

(51) **LOC (9) Cl.** **11-02**

(52) **U.S. Cl.** **D6/556**

(58) **Field of Classification Search** D6/403-405, D6/556-558; D8/1; D11/143-156, 164; D19/77, 80, 81, 84; D25/100; D26/9-11, D26/16, 19; D34/1, 2, 4-6; D99/5, 19; 47/17, 47/32.4, 32.5, 32.7, 33, 39, 41.01, 41.1, 41.11-41.15, 47/44-47, 65, 65.5, 65.9, 66.1, 66.2, 66.6, 47/66.7, 67-71

See application file for complete search history.

(56) **References Cited**

U.S. PATENT DOCUMENTS

3,225,805 A 12/1965 Wise
3,872,621 A 3/1975 Greenbaum
4,149,339 A 4/1979 Hall et al.
4,713,909 A 12/1987 Roper et al.
4,910,911 A 3/1990 Ahm
5,005,760 A 4/1991 van den Hoogen
5,101,594 A 4/1992 Ahm

5,454,191 A 10/1995 Mayeda et al.
D363,896 S 11/1995 Bergmann
5,625,979 A 5/1997 Weder
5,715,629 A 2/1998 Hawkins
5,829,193 A 11/1998 Otake et al.
6,058,651 A 5/2000 Perez
6,182,395 B1 2/2001 Weder et al.
6,185,904 B1 2/2001 Weder et al.
6,298,601 B1 10/2001 Weder et al.
6,643,978 B2 11/2003 Price
7,047,691 B2 5/2006 Schneider et al.
D637,430 S * 5/2011 Nelson et al. D6/558
2002/0104263 A1 8/2002 Chang
2003/0044242 A1 3/2003 Chen
2005/0166451 A1 8/2005 Stachnik
2009/0107042 A1 4/2009 Nunes

FOREIGN PATENT DOCUMENTS

JP 2000-069854 3/2000

* cited by examiner

Primary Examiner — Garth Rademaker

(74) *Attorney, Agent, or Firm* — The Noblitt Group, PLLC

(57) **CLAIM**

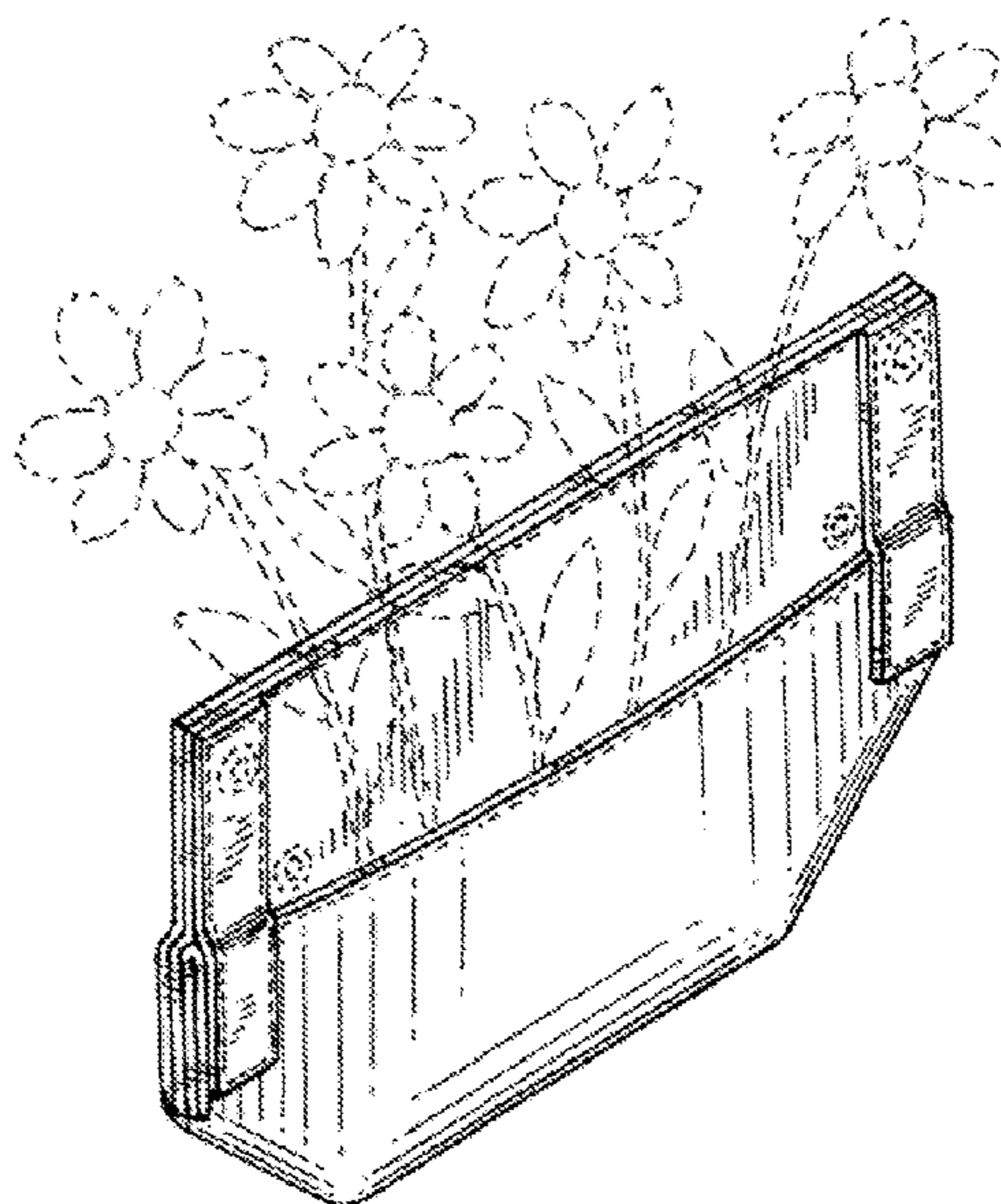
The ornamental design for a vertical hanging planter, as shown and described.

DESCRIPTION

FIG. 1 is a top, front, left-side perspective view of a vertical hanging planter showing the new design; FIG. 2 is a right side elevational view thereof, the left side elevational view being a mirror image thereof; FIG. 3 is a front elevational view thereof; FIG. 4 is a top plan view thereof; and, FIG. 5 is a bottom plan view thereof.

The broken lines showing structural features and environmental structure are included for the purpose of illustrating non-claimed subject matter and form no part of the claimed design.

1 Claim, 3 Drawing Sheets



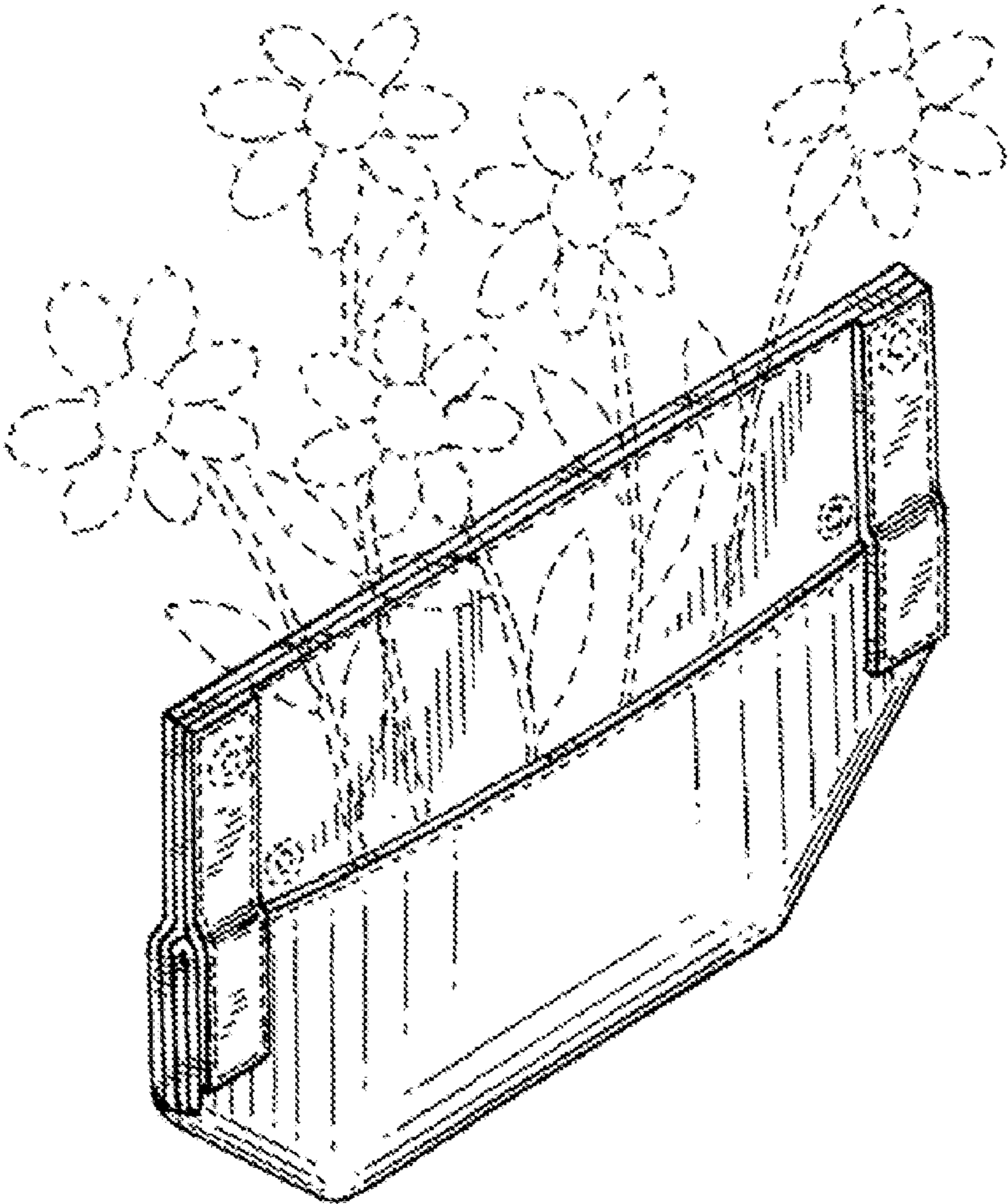


FIG. 1




FIG. 2

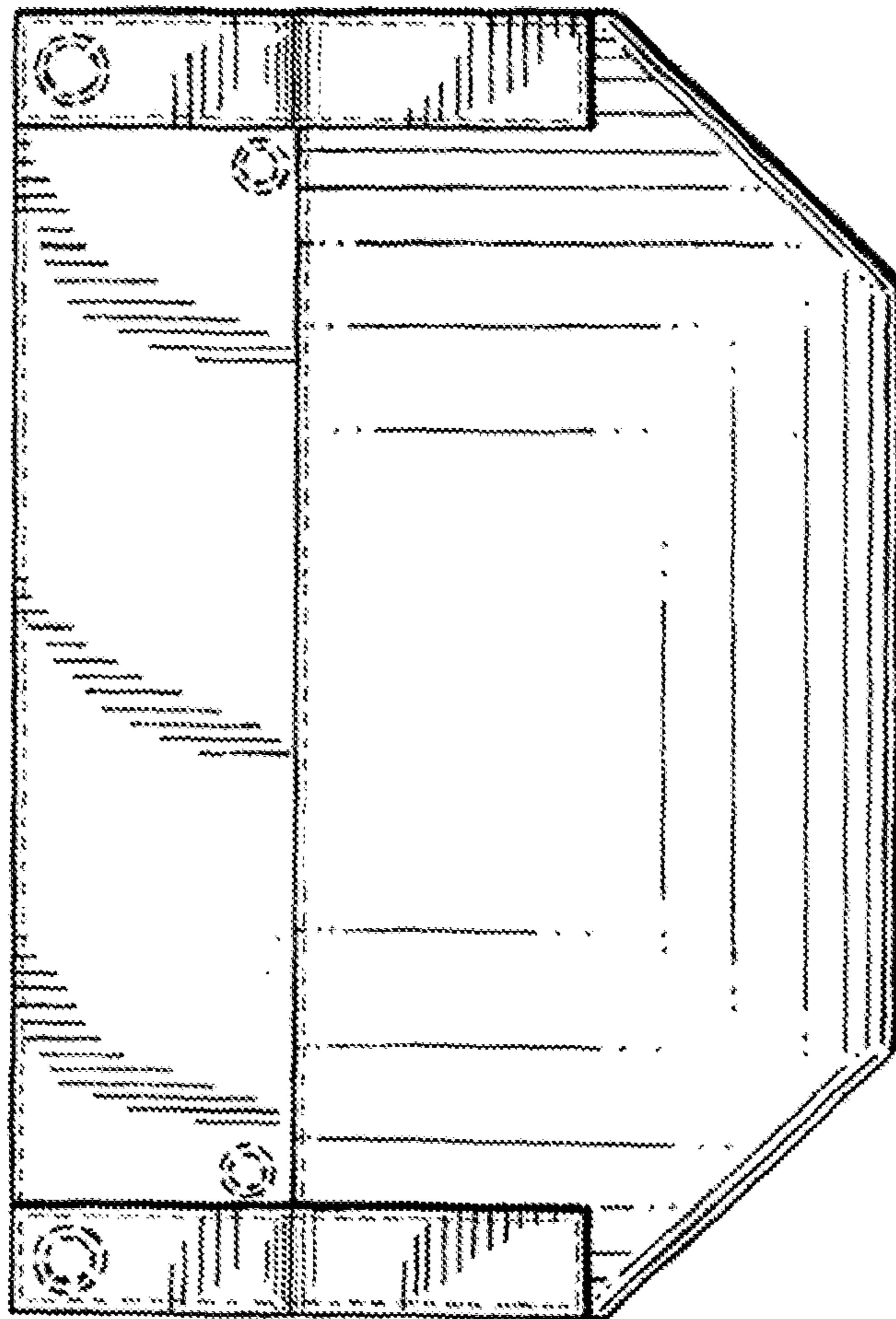


FIG. 3

FIG. 4



FIG. 5

