



US00D679508S

(12) **United States Design Patent**
Rivera

(10) **Patent No.:** **US D679,508 S**

(45) **Date of Patent:** **** Apr. 9, 2013**

(54) **CONTAINER WITH SET OF TOOTHBRUSH
HANDLES AND REMOVABLY
CONNECTABLE HEADS**

(75) Inventor: **Roberto Rivera**, Woburn, MA (US)

(73) Assignee: **United Element, LLC**, Woburn, MA
(US)

(**) Term: **14 Years**

(21) Appl. No.: **29/357,559**

(22) Filed: **Mar. 12, 2010**

(51) **LOC (9) Cl.** **04-99**

(52) **U.S. Cl.** **D4/199; D3/205**

(58) **Field of Classification Search** D4/104-112,
D4/116, 121, 199; 15/143.1, 167.1, 167.2;
132/308-310; D3/201, 205, 273, 274, 294,
D3/295, 901, 905, 203.06, 203.7, 203.08,
D3/206; D9/715, 718, 721, 737, 748, 749,
D9/418, 424, 425, 430, 432; 206/234, 349,
206/361, 362, 362.1, 369, 370, 372, 581,
206/776; D7/601, 602, 609, 703; 220/4.21,
220/4.22, 4.23, 529, 533

See application file for complete search history.

(56) **References Cited**

U.S. PATENT DOCUMENTS

4,890,732	A *	1/1990	Shackelford	206/362.1
5,301,821	A *	4/1994	Jeannet et al.	211/65
5,437,366	A *	8/1995	West et al.	206/317
D363,509	S *	10/1995	Parekh et al.	D19/75
5,555,590	A *	9/1996	Blum et al.	15/167.1
D388,253	S *	12/1997	Ra	D4/104
D475,168	S *	5/2003	Post	D99/25
6,726,011	B2 *	4/2004	Sarkar et al.	206/362.1

7,296,580	B1 *	11/2007	Sbardella	132/122
D592,398	S *	5/2009	Roesler	D3/294
8,168,272	B2 *	5/2012	Morikawa et al.	428/34.5
2004/0200748	A1 *	10/2004	Klassen et al.	206/368
2006/0027246	A1 *	2/2006	Wilkinson	132/309
2007/0136968	A1 *	6/2007	Lee	15/167.1
2009/0193603	A1 *	8/2009	Ponzini	15/167.1

FOREIGN PATENT DOCUMENTS

KR 102005005074 A * 6/2005

* cited by examiner

Primary Examiner — Melanie H Tung

Assistant Examiner — Lavone D Tabor

(57) **CLAIM**


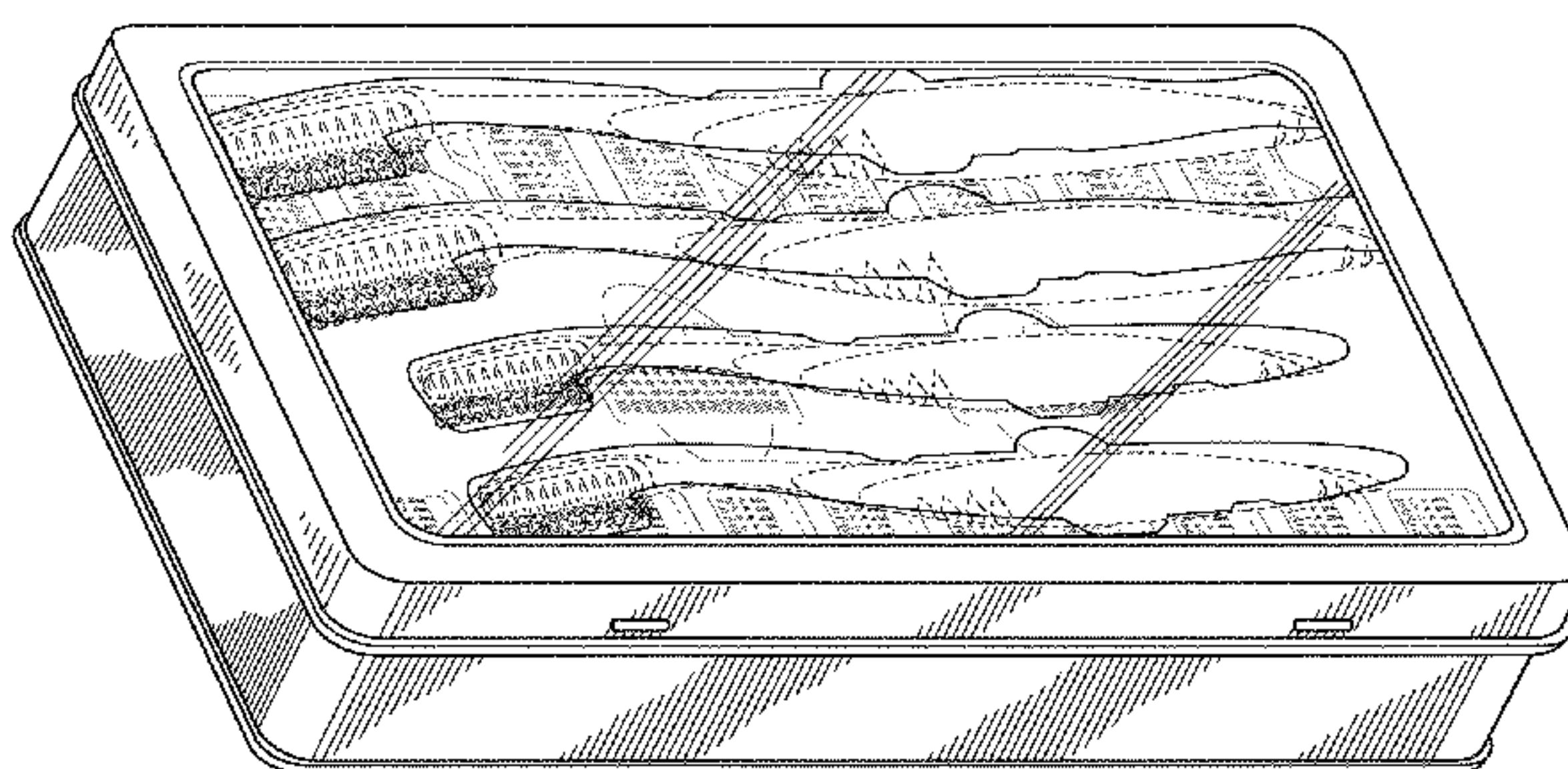
The ornamental design for a container with set of toothbrush handles and removably connectable heads, as shown and described.

DESCRIPTION

FIG. 1 is a top front perspective view of a container housing toothbrush handles and toothbrush heads removably connectable to the handles showing a new design; FIG. 2 is a bottom rear perspective view thereof; FIG. 3 is a front elevation view thereof; FIG. 4 is a rear elevation view thereof; FIG. 5 is a left side elevation view thereof; the right side elevation view thereof being a mirror image; FIG. 6 is a top plan view thereof; and, FIG. 7 is a bottom plan view thereof.

The broken lines showing a set of toothbrushes and replacement heads illustrate portions of the container with set of toothbrush handles and removably connectable heads that form no part of the claimed design.

1 Claim, 5 Drawing Sheets



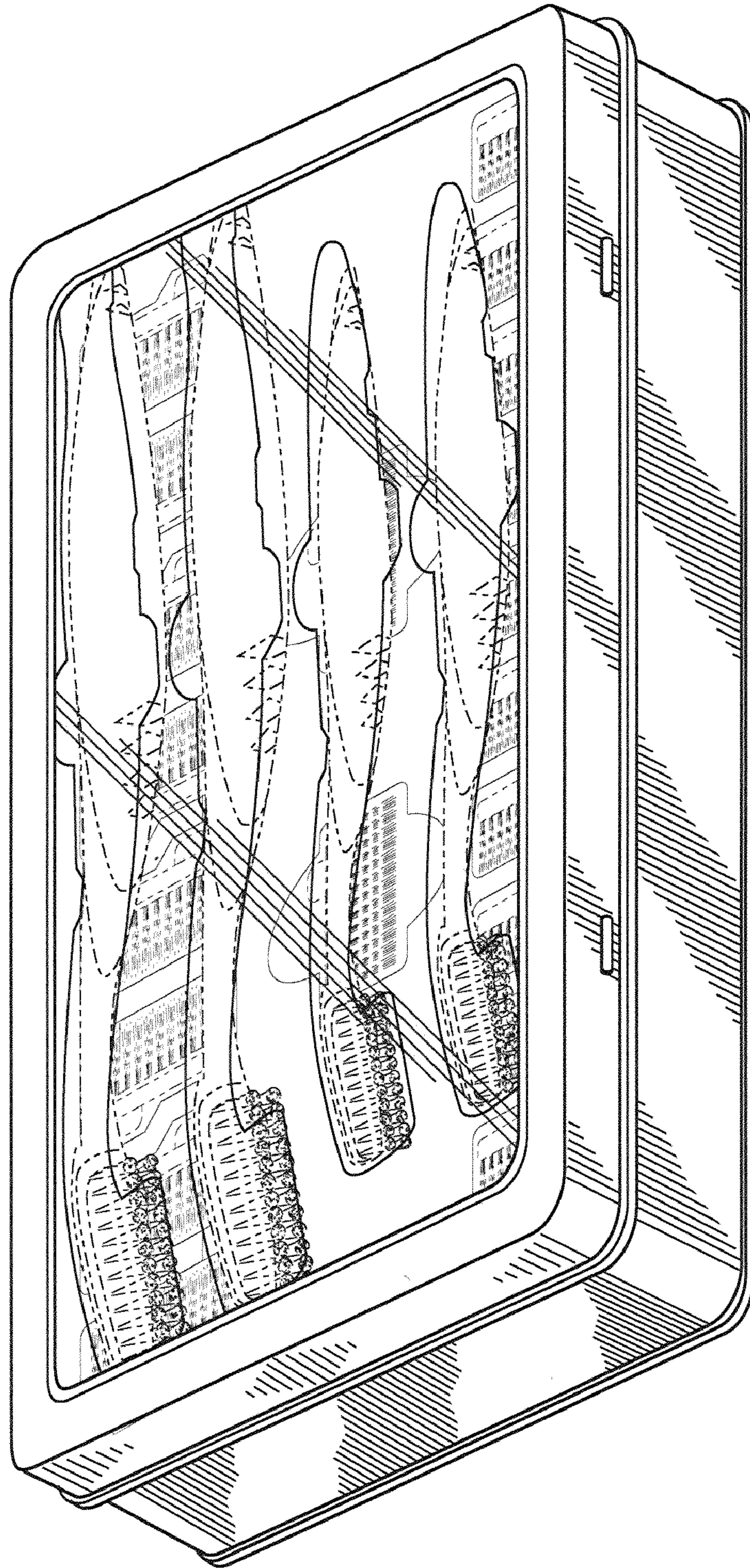


FIG. 1

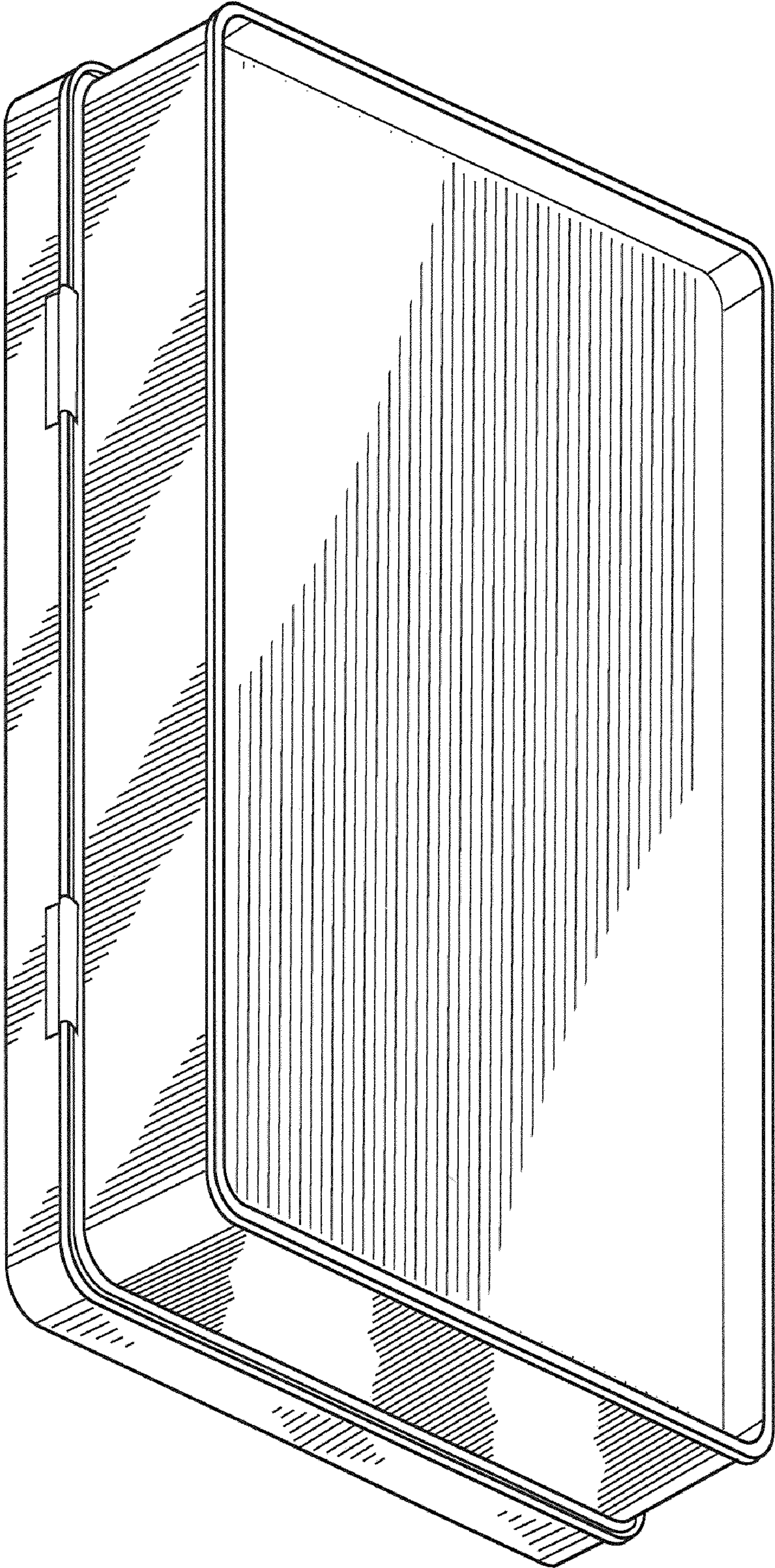


FIG. 2

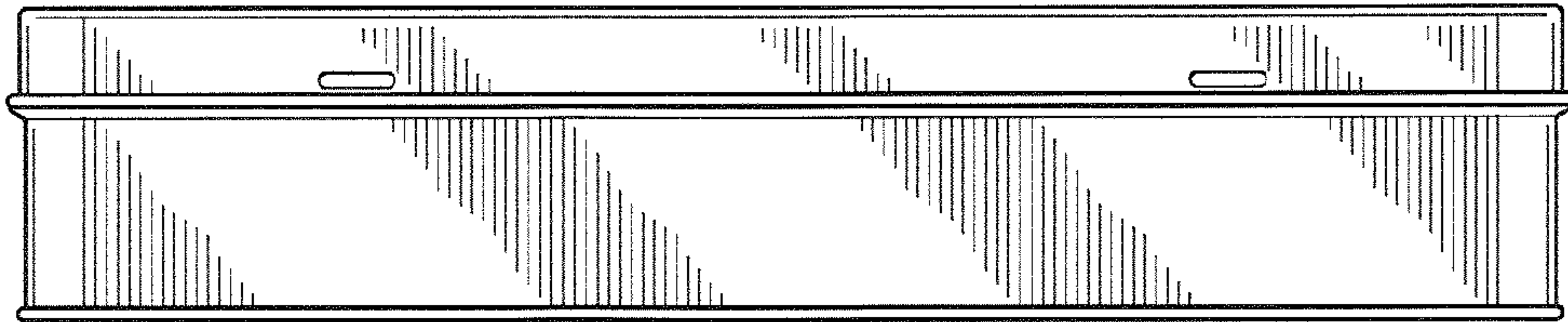


FIG. 3

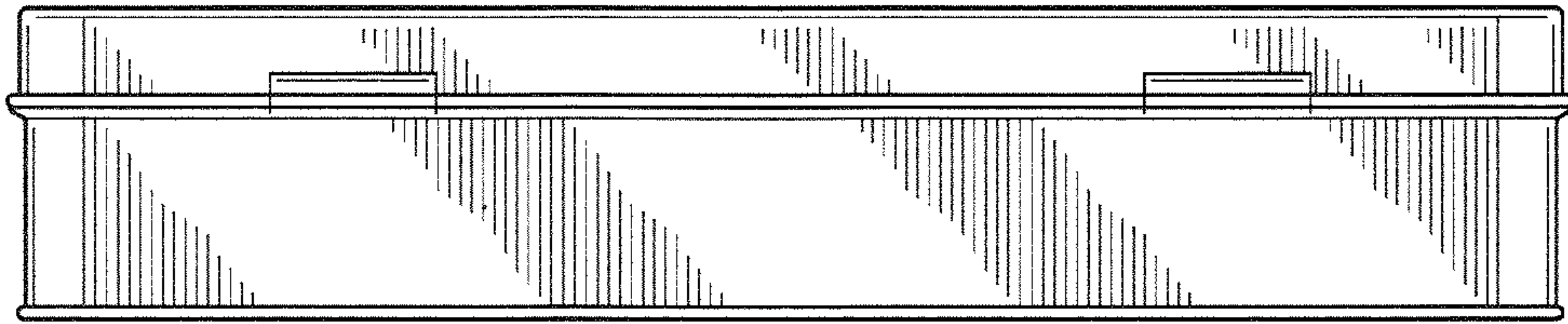


FIG. 4

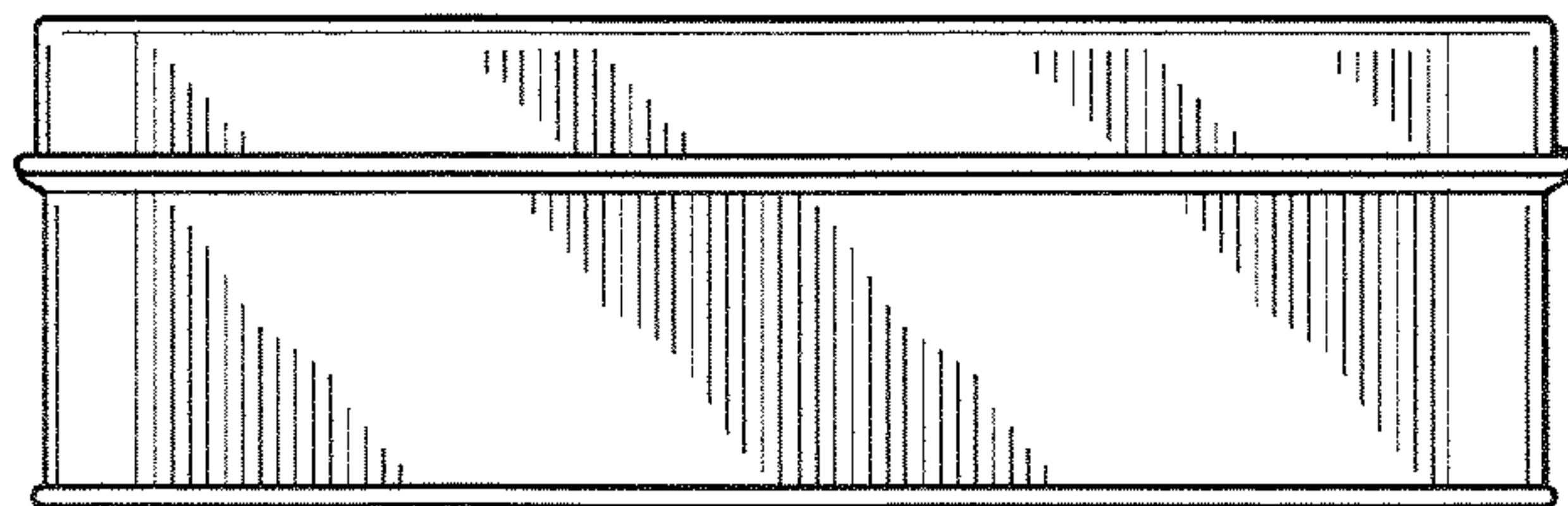


FIG. 5

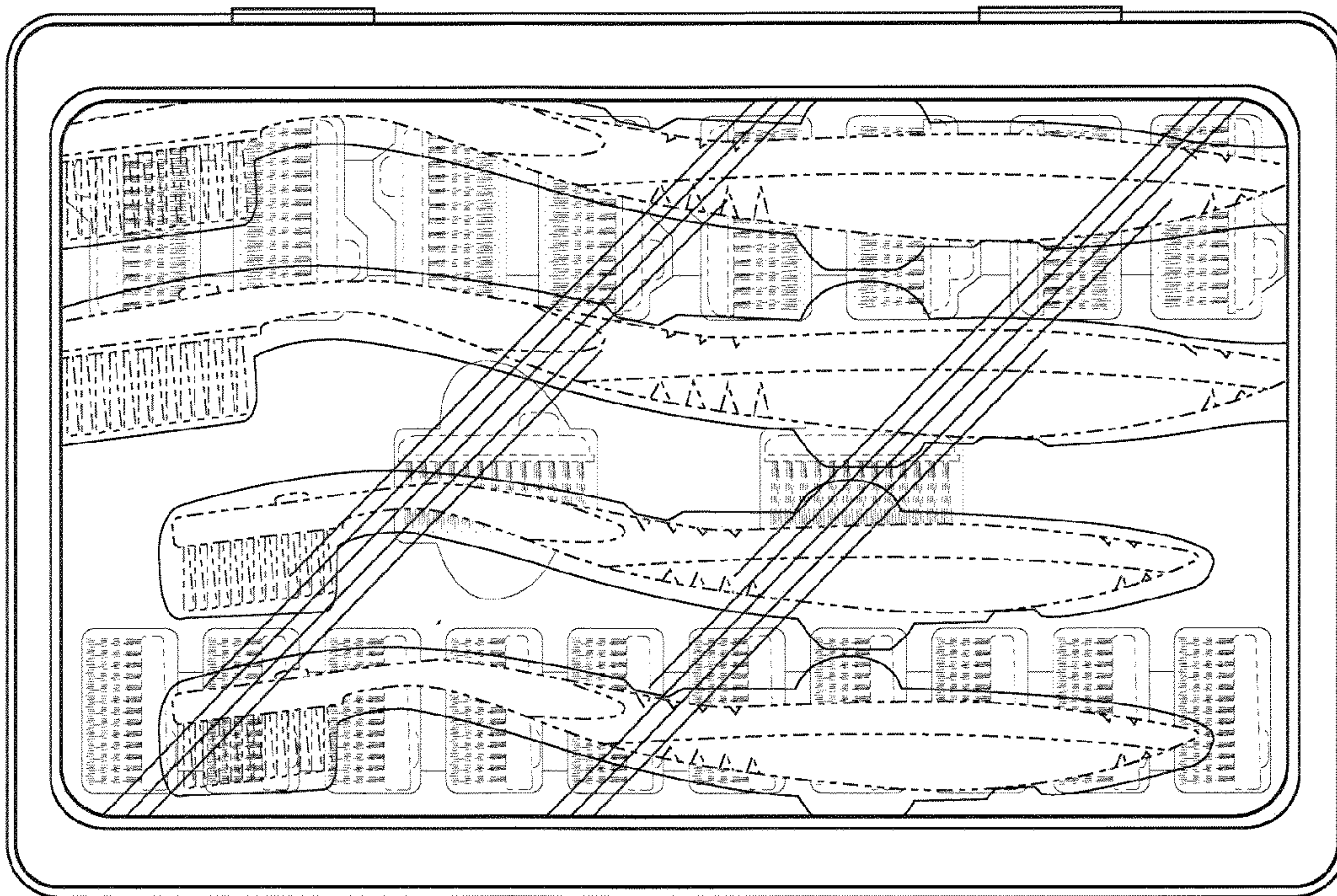


FIG. 6




FIG. 7