



US00D679489S

(12) **United States Design Patent**
van Haasteren

(10) **Patent No.:** **US D679,489 S**

(45) **Date of Patent:** **** Apr. 9, 2013**

(54) **INSOLE**

(75) Inventor: **Joost van Haasteren**, Rotterdam (NL)

(73) Assignee: **S.C. Johnson & Son, Inc.**, Racine, WI (US)

(**) Term: **14 Years**

(21) Appl. No.: **29/376,629**

(22) Filed: **Oct. 8, 2010**

(30) **Foreign Application Priority Data**

Apr. 28, 2010 (EM) 001701418-0001

(51) **LOC (9) Cl.** **02-04**

(52) **U.S. Cl.**
USPC **D2/961**

(58) **Field of Classification Search** D2/914,
D2/946-962; 36/43, 44, 71, 88, 91-94, 100,
36/101, 126, 136, 145, 154, 173
See application file for complete search history.

(56) **References Cited**

U.S. PATENT DOCUMENTS

D257,647 S	12/1980	Combaret	
D330,802 S	11/1992	Edmund et al.	
D383,594 S *	9/1997	Elliott	D2/954
D388,948 S	1/1998	Sessa	
D398,745 S	9/1998	Cass	
D416,126 S	11/1999	Jimenez	
D447,323 S	9/2001	Cadet	
D453,614 S	2/2002	White	
D475,513 S	6/2003	Reynolds et al.	
D476,140 S	6/2003	Jones	
D497,244 S *	10/2004	Sedlbauer	D2/955
D497,704 S *	11/2004	Wu	D2/953
D502,594 S	3/2005	Belley et al.	
D515,791 S *	2/2006	McClaskie	D2/953
D527,875 S *	9/2006	Earle	D2/952

D551,437 S *	9/2007	Hung et al.	D2/961
D560,333 S	1/2008	McClaskie	
D570,080 S	6/2008	Feller et al.	
D574,134 S	8/2008	Petrie	
D583,134 S	12/2008	Moore et al.	
D586,091 S	2/2009	Koh	
D587,440 S	3/2009	Belley et al.	
D595,038 S	6/2009	Kirschhoffer et al.	
D595,944 S *	7/2009	Anderson et al.	D2/961
D604,035 S	11/2009	Lemaster	
D617,514 S	6/2010	Hollis et al.	
D636,570 S *	4/2011	Merritt et al.	D2/951
D669,674 S *	10/2012	Vidal	D2/961

* cited by examiner

Primary Examiner — Keli L Hill

(74) *Attorney, Agent, or Firm* — Foley & Lardner LLP

(57) **CLAIM**

The ornamental design for an insole, as shown and described.

DESCRIPTION

FIG. 1 is a perspective view of the claimed design;

FIG. 2 is a bottom view thereof;

FIG. 3 is a top view thereof;

FIG. 4 is a right side view thereof;

FIG. 5 is a left side view thereof;

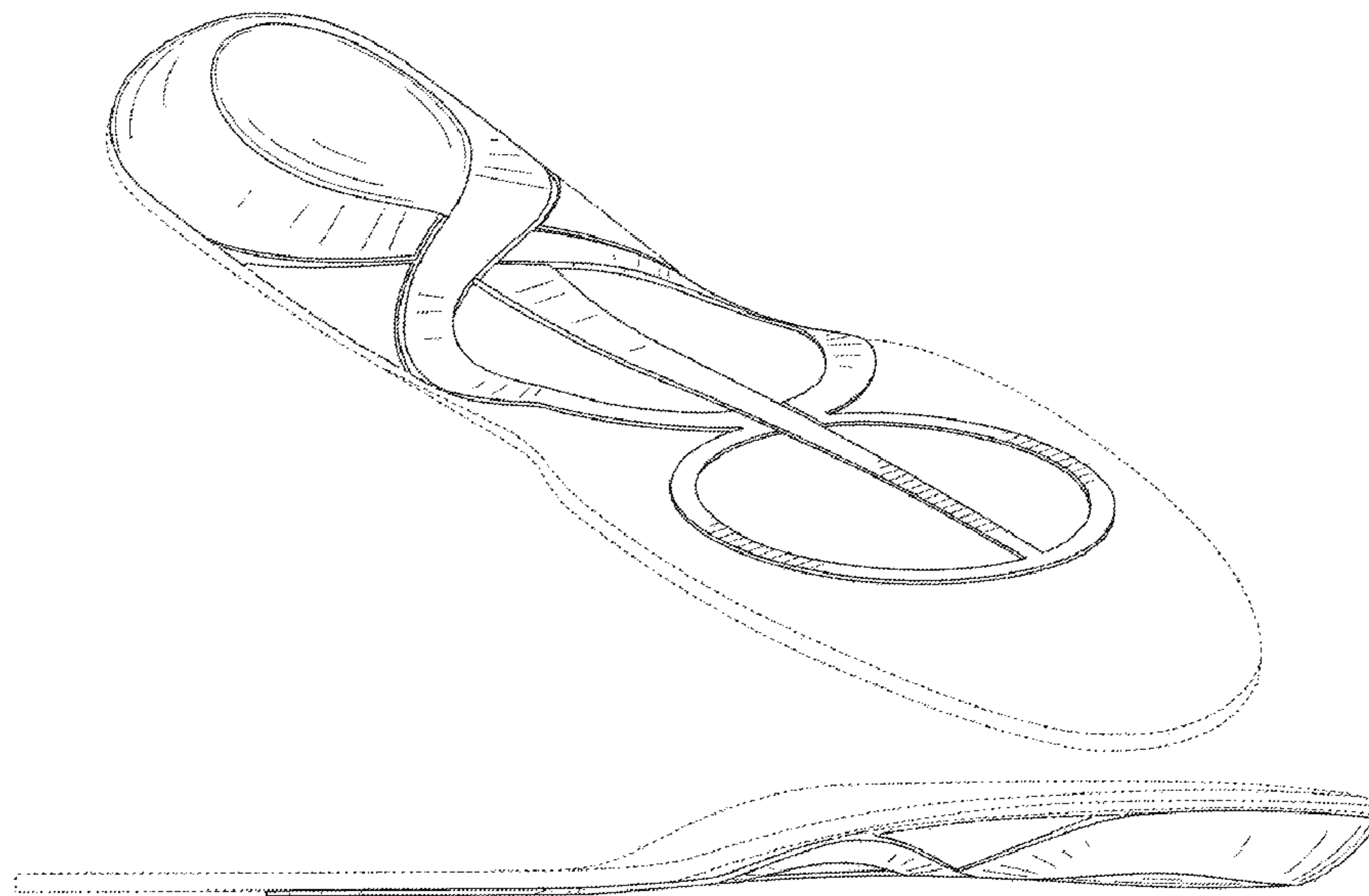
FIG. 6 is a front view thereof; and,

FIG. 7 is a rear view thereof.

The ornamental design which is claimed is shown in solid lines in the drawings. The dash-dot boundary lines shown define the boundary of the claimed design and form no part of the claim. The broken lines shown are included for the purpose of illustrating the unclaimed portion of the insole and form no part of the claim.

The dot-dash broken lines represent the bounds of the claimed design while all other broken lines are included for the purpose of illustrating the unclaimed portions of the article; the broken lines form no part of the claimed design.

1 Claim, 5 Drawing Sheets



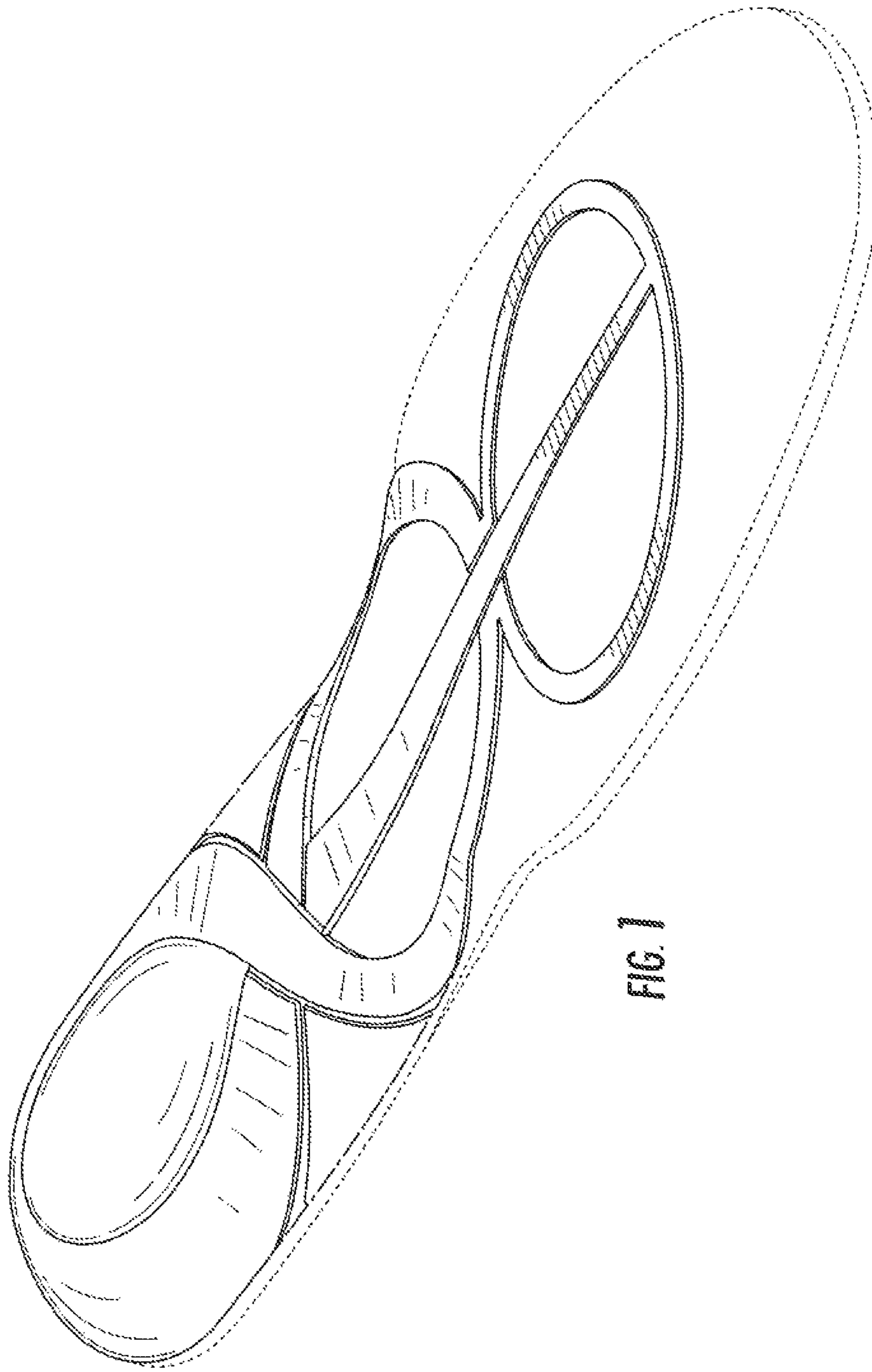


FIG. 1

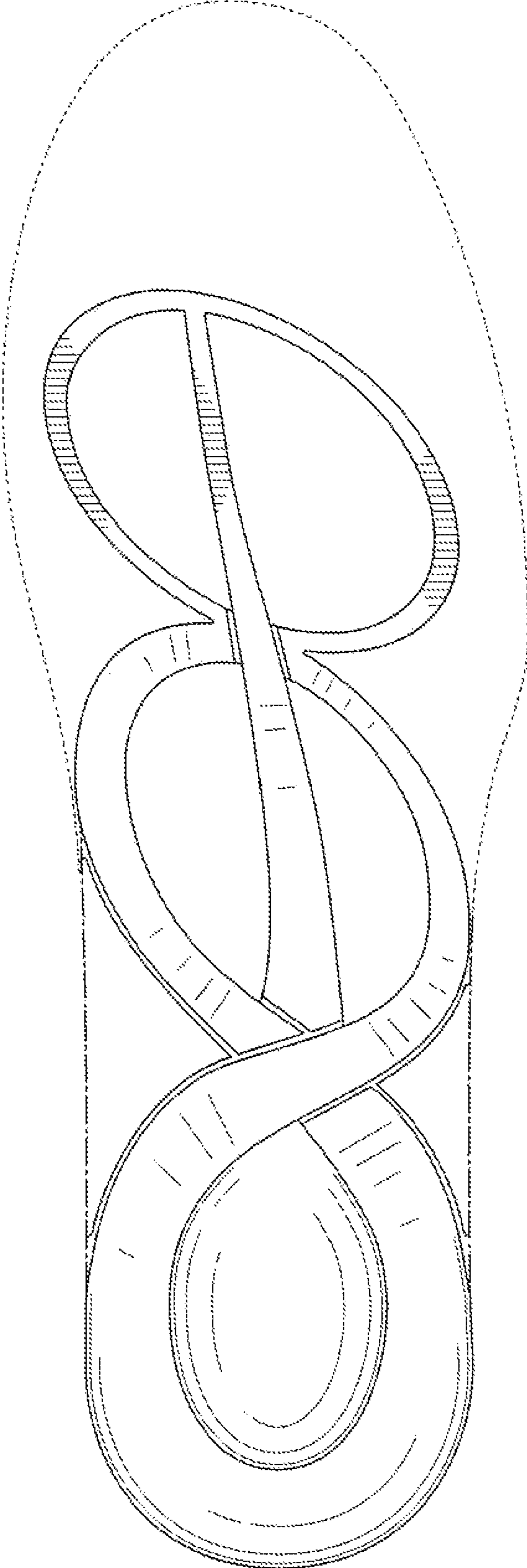


FIG. 2

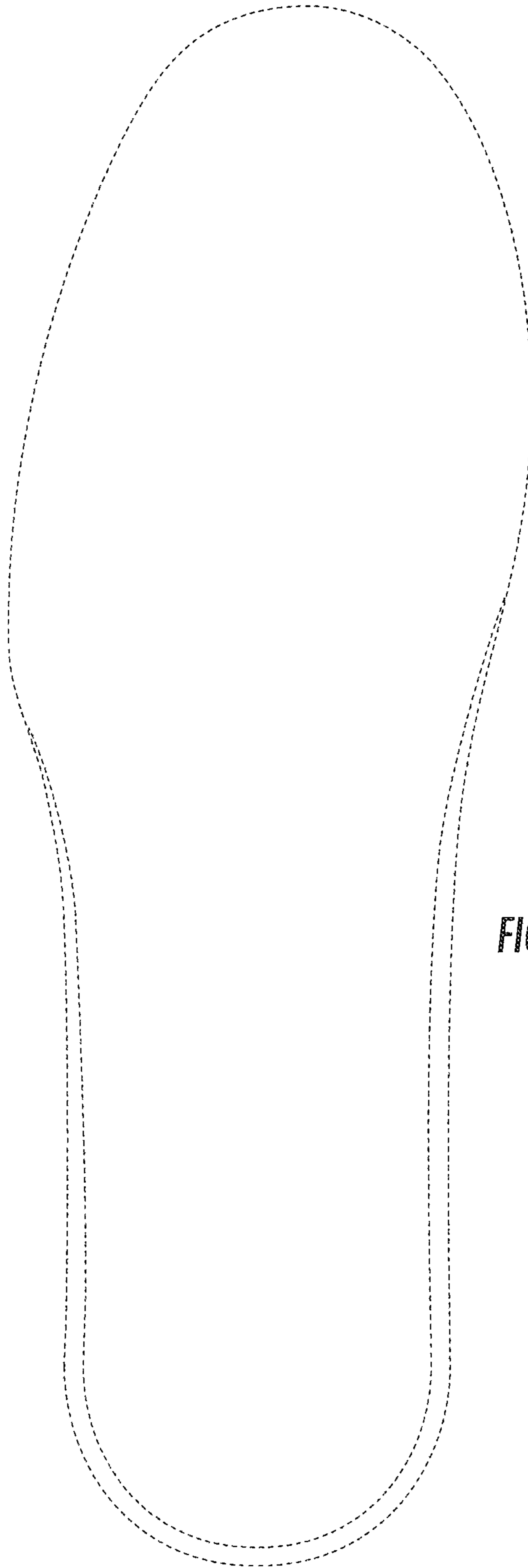


FIG. 3



FIG. 4




FIG. 5

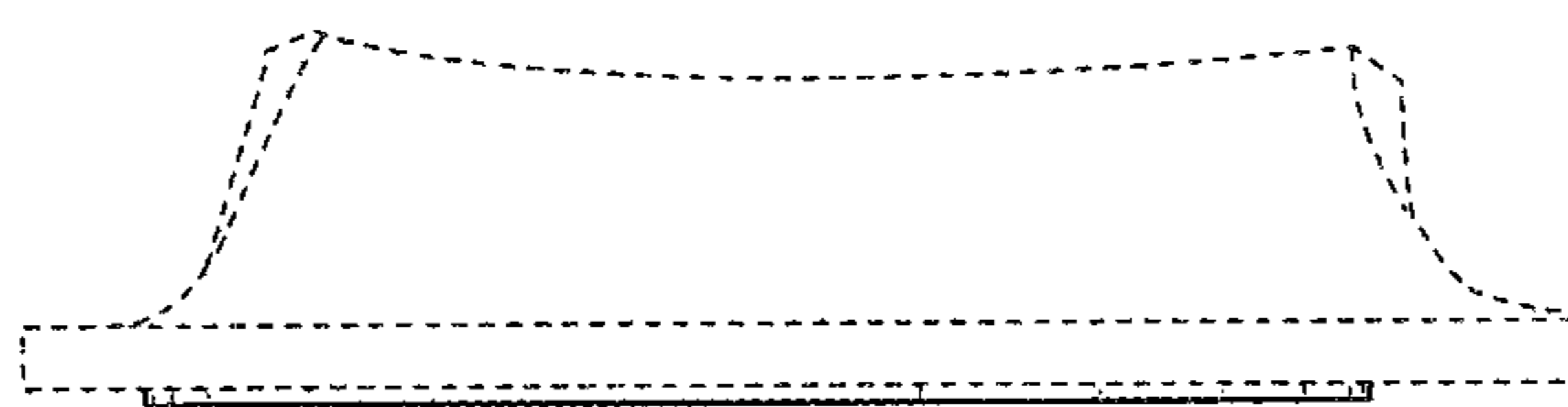


FIG. 6

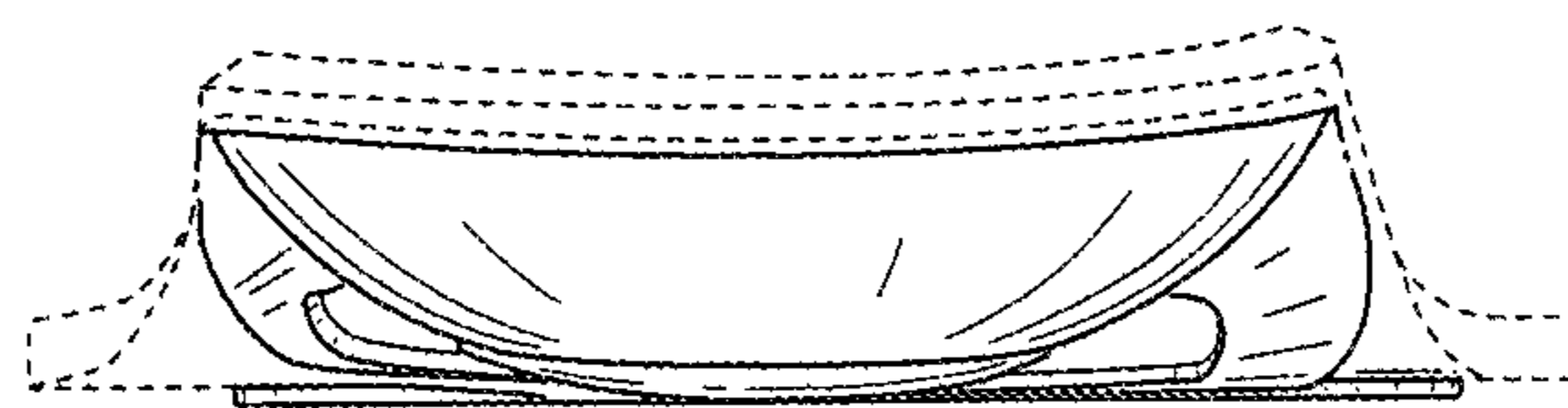


FIG. 7