

US00D679486S

(12) **United States Design Patent**  
**Raysse**

(10) **Patent No.:** **US D679,486 S**  
(45) **Date of Patent:** **\*\* Apr. 9, 2013**

(54) **SHOE OUTSOLE AND PERIPHERY**

(75) Inventor: **David Raysse**, Los Angeles, CA (US)

(73) Assignee: **Skechers U.S.A., Inc. II**, Manhattan Beach, CA (US)

(\*\*) Term: **14 Years**

(21) Appl. No.: **29/430,065**

(22) Filed: **Aug. 21, 2012**

(51) **LOC (9) Cl.** ..... **02-04**

(52) **U.S. Cl.** ..... **D2/947; D2/951; D2/960**

(58) **Field of Classification Search** ..... D2/902,  
D2/906, 908, 916, 918, 925, 946-962, 977;  
36/3 B, 22 R, 24.5, 25 R, 28, 32 R, 34 R,  
36/59 C, 67 A, 103

See application file for complete search history.

D594,639 S	6/2009	Alfaro	
D624,737 S *	10/2010	Akhidime	D2/946
D636,567 S *	4/2011	Raysse	D2/946
D640,863 S *	7/2011	Raysse	D2/946
D642,776 S	8/2011	Raysse	
D643,601 S	8/2011	Raysse	
D644,418 S	9/2011	Yi	
D650,980 S *	12/2011	Raysse	D2/951
D655,897 S *	3/2012	Mahoney	D2/902
D661,879 S *	6/2012	Raysse	D2/947
D662,293 S	6/2012	Christopherson	
D662,701 S *	7/2012	Raysse	D2/957
D663,108 S *	7/2012	Pulli	D2/947
D663,927 S *	7/2012	Teng-Lee	D2/947
2012/0144695 A1 *	6/2012	McDowell et al.	36/28
2012/0204449 A1 *	8/2012	Stockbridge et al.	36/103

\* cited by examiner

*Primary Examiner* — T. Chase Nelson

(74) *Attorney, Agent, or Firm* — Kleinberg & Lerner, LLP;  
Marshall A. Lerner; Marvin H. Kleinberg

(56) **References Cited**

U.S. PATENT DOCUMENTS

4,132,016 A	1/1979	Vaccari	
D251,817 S	5/1979	Inohara	
D296,952 S	8/1988	Brown et al.	
5,014,449 A *	5/1991	Richard et al.	36/114
5,367,792 A *	11/1994	Richard et al.	36/114
D397,846 S	9/1998	Lozano	
D397,848 S	9/1998	Avar	
D398,742 S	9/1998	Avar	
D444,939 S	7/2001	Hamel	
D464,477 S	10/2002	Adams	
D478,717 S	8/2003	Adams	
D483,936 S	12/2003	Fullum	
D483,937 S	12/2003	Fullum	
D495,128 S	8/2004	Avar	
D523,627 S	6/2006	Avar	
D528,777 S	9/2006	McDowell	
D540,014 S	4/2007	Turner et al.	
D547,033 S *	7/2007	Canavan	D2/946
D582,133 S	12/2008	Del Biondi	

(57) **CLAIM**

The ornamental design for a shoe outsole and periphery, as shown and described.

**DESCRIPTION**

FIG. 1 is a perspective view of a shoe outsole and periphery in accordance with my new design.

FIG. 2 is a left side view thereof;

FIG. 3 is a right side view thereof;

FIG. 4 is a top plan view thereof;

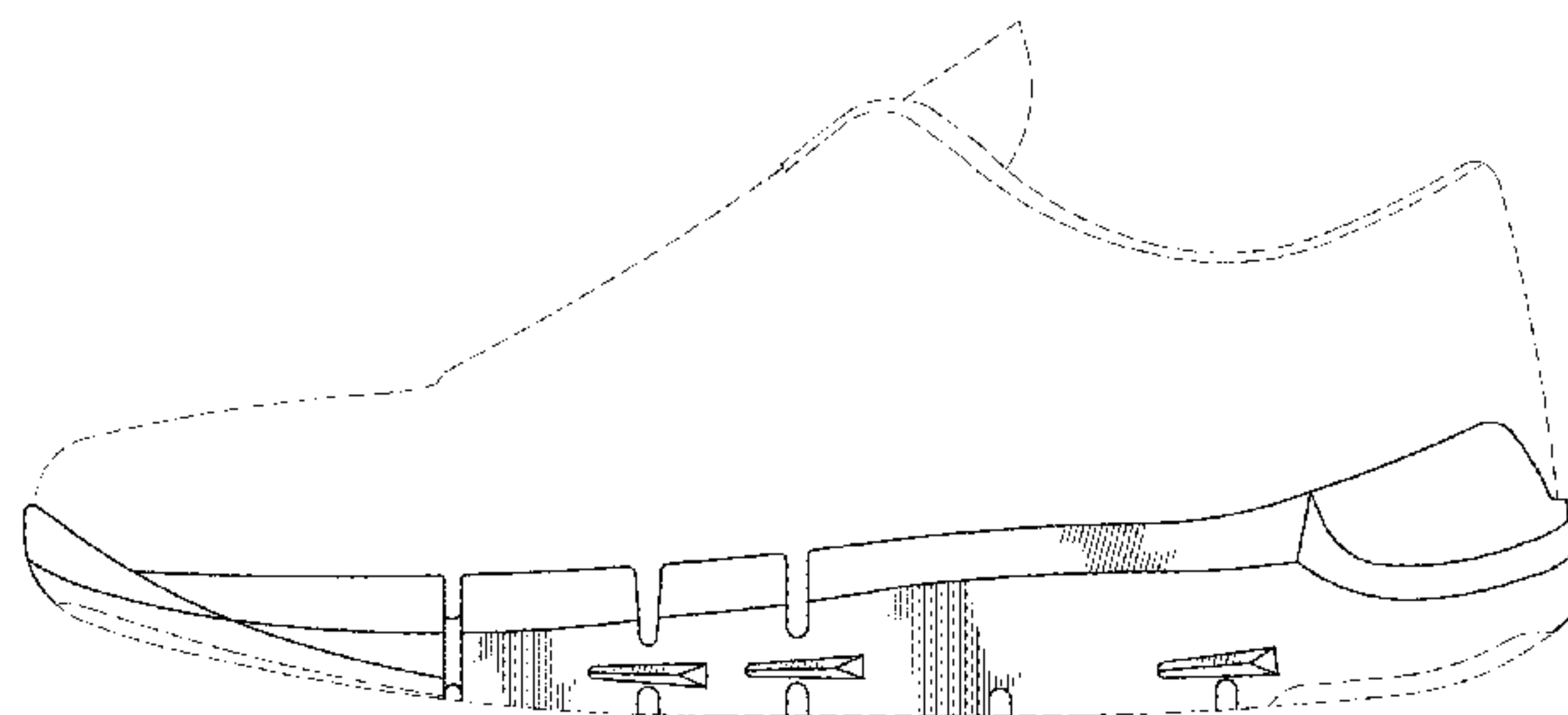
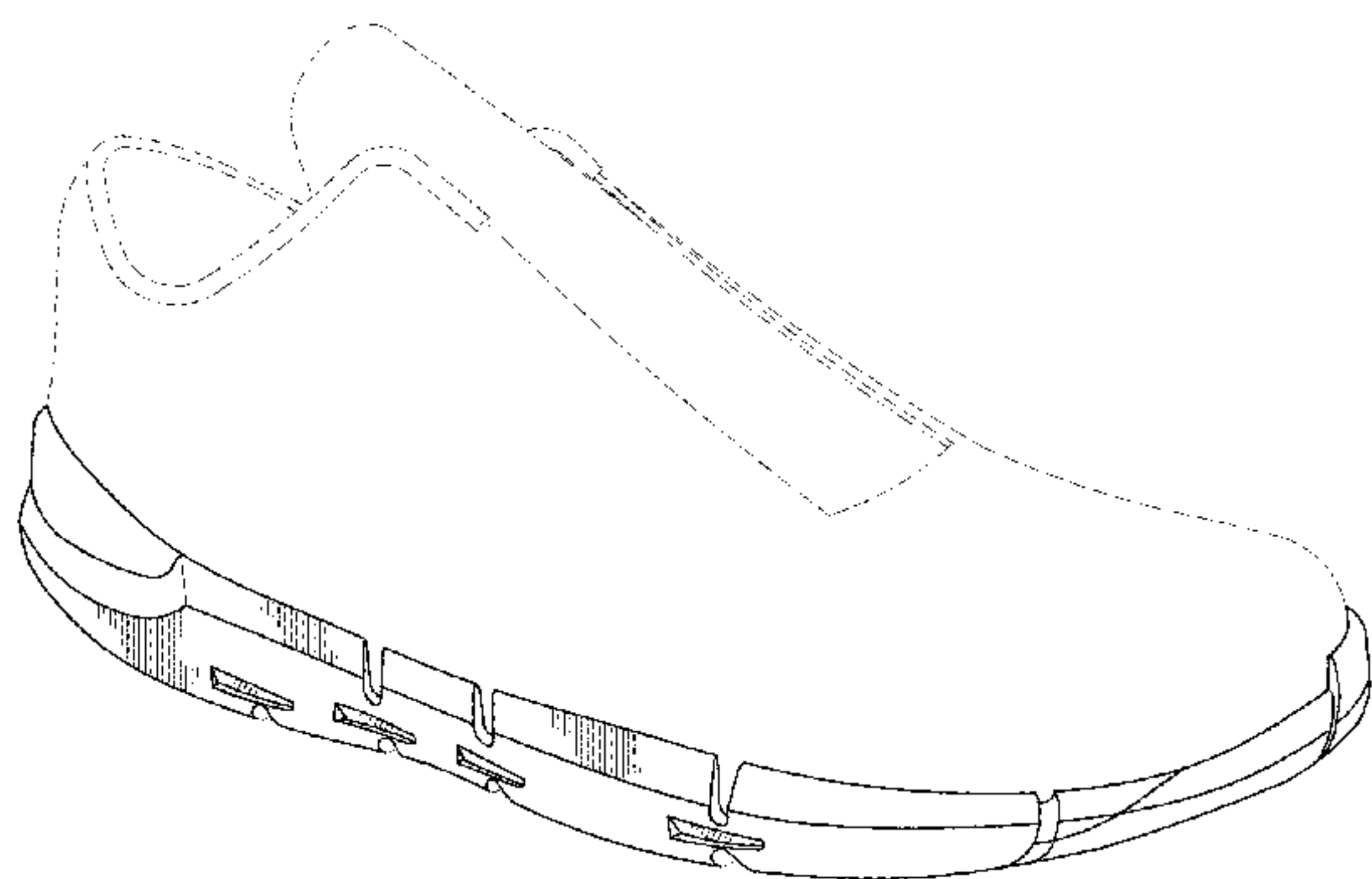
FIG. 5 is a bottom plan view thereof;

FIG. 6 is a rear elevation view thereof; and,

FIG. 7 is a front elevation view thereof.

Broken lines showing the remainder of the shoe in the figures are for illustrative purposes only and form no part of the claimed invention.

**1 Claim, 6 Drawing Sheets**



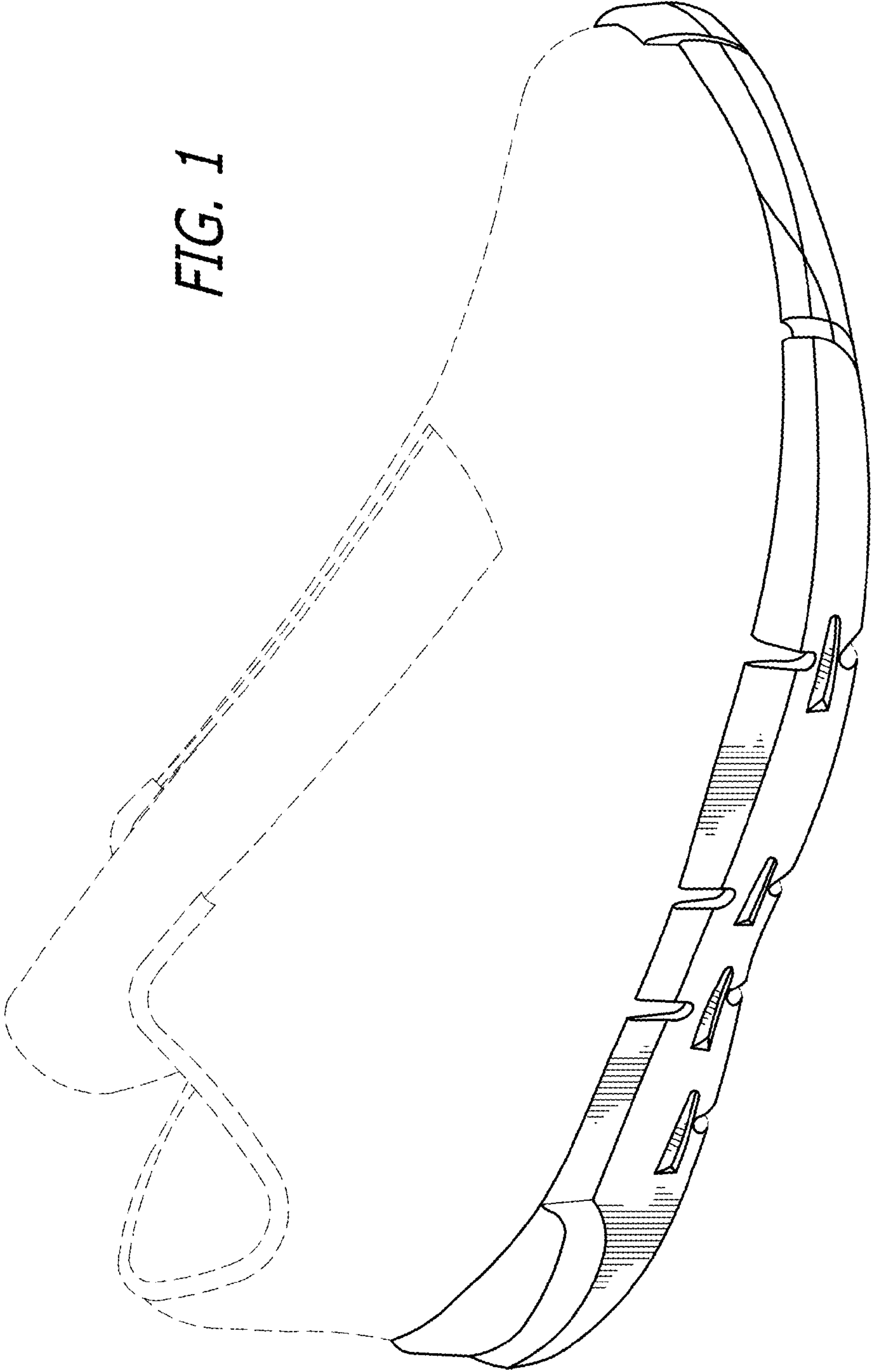


FIG. 1

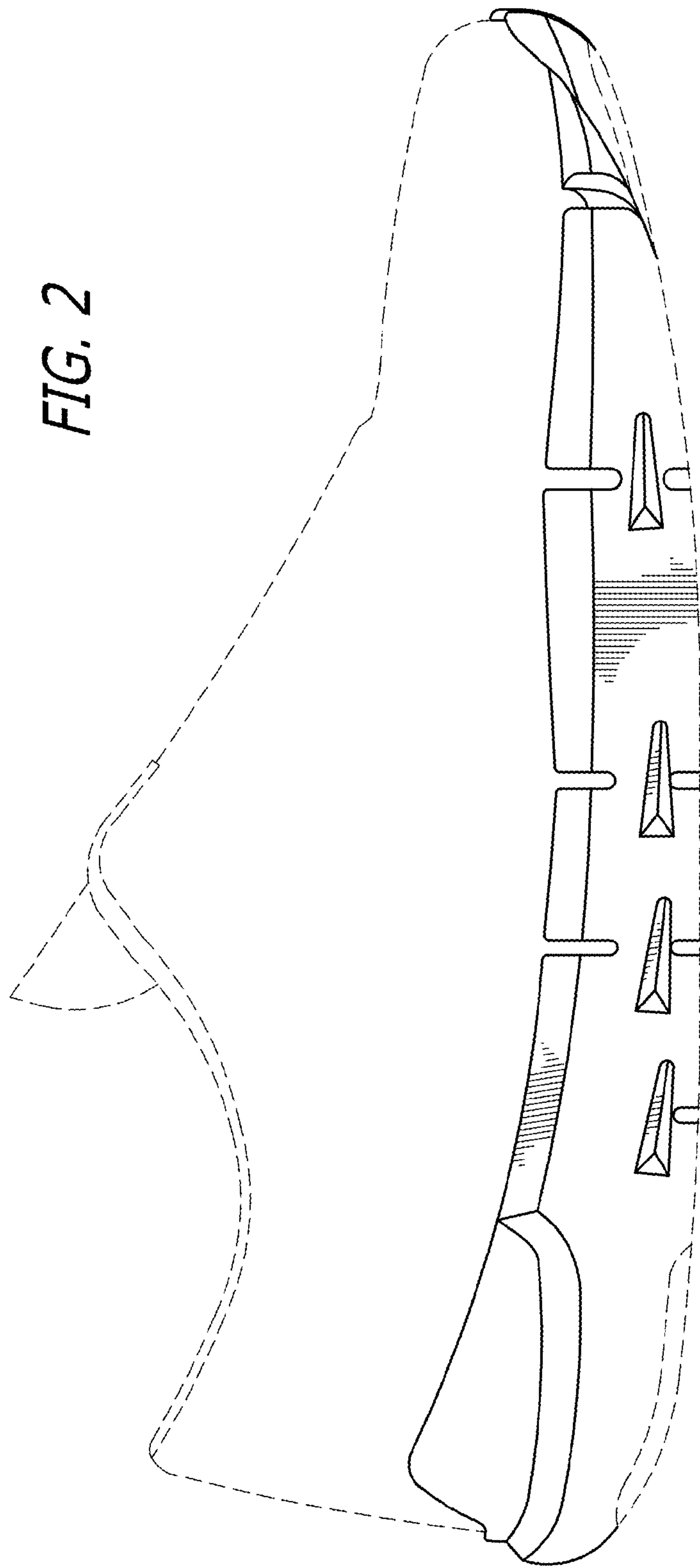
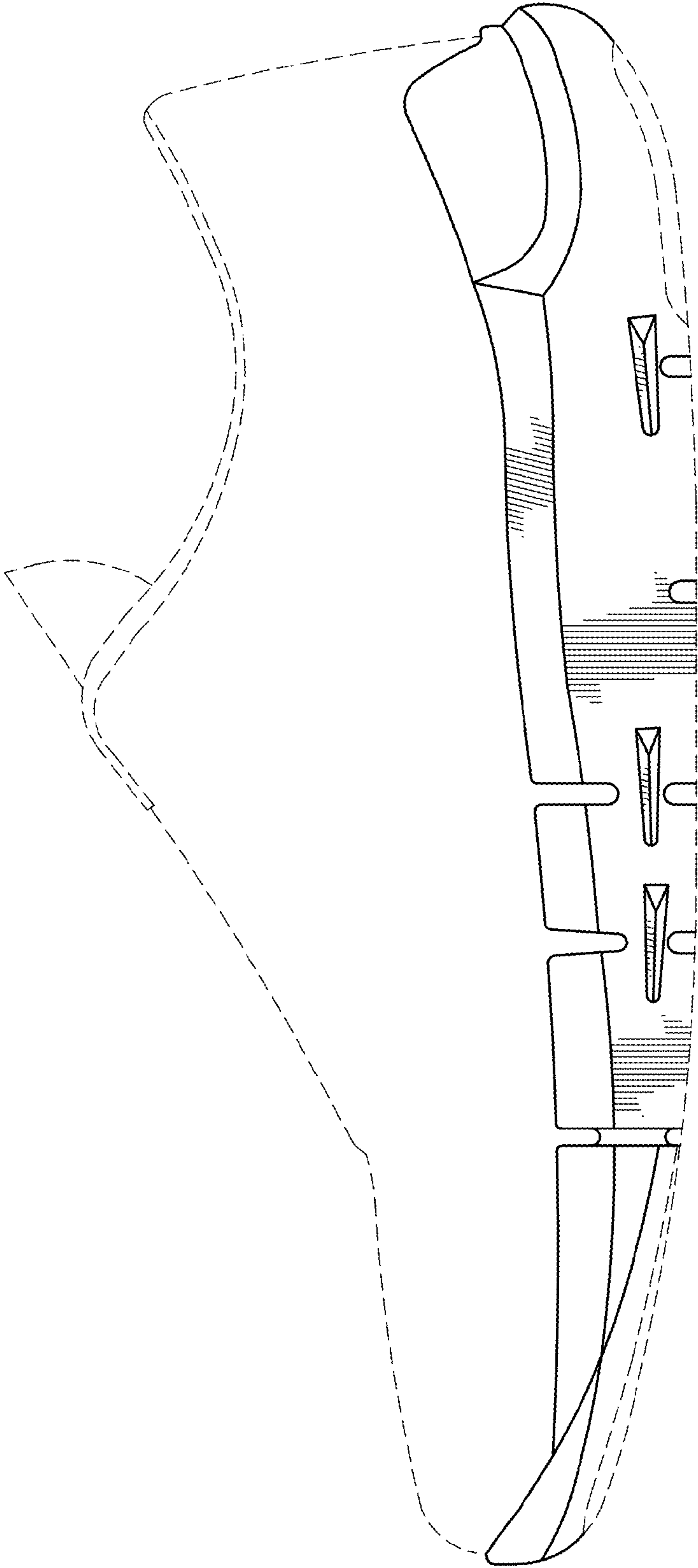


FIG. 3



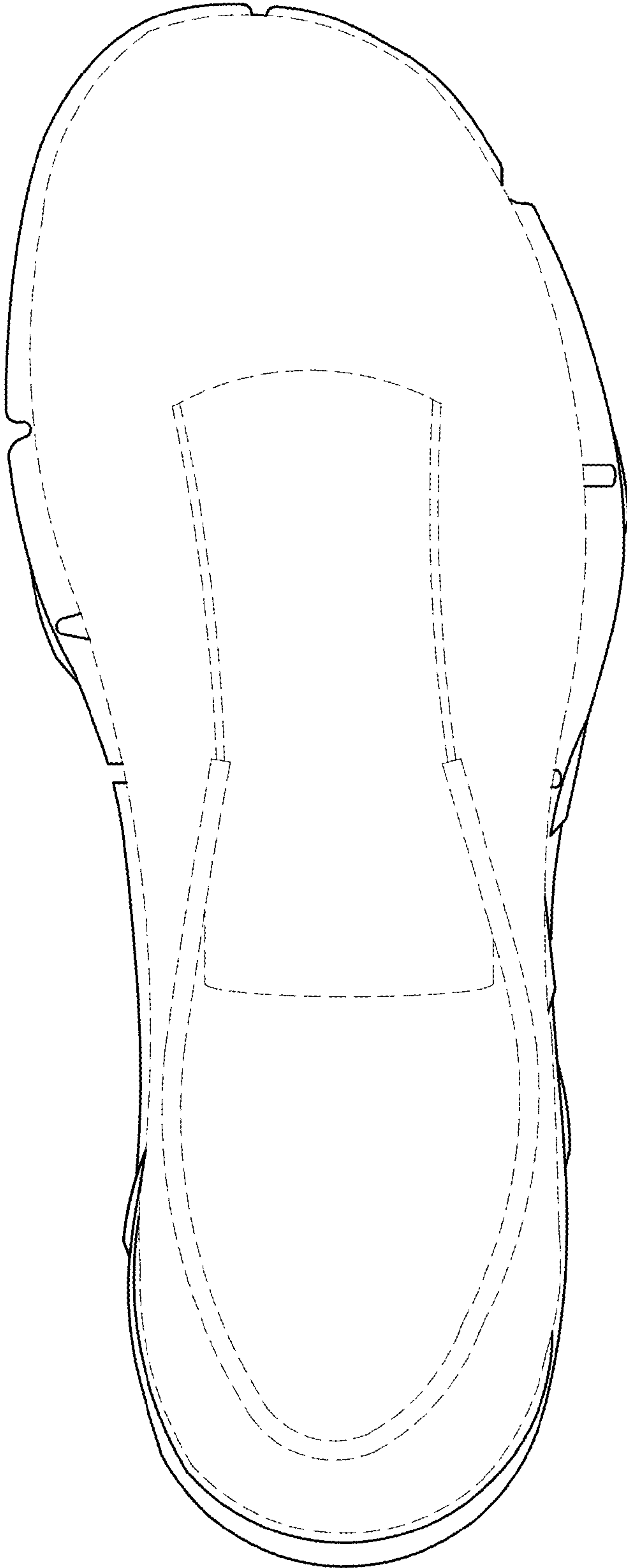


FIG. 4

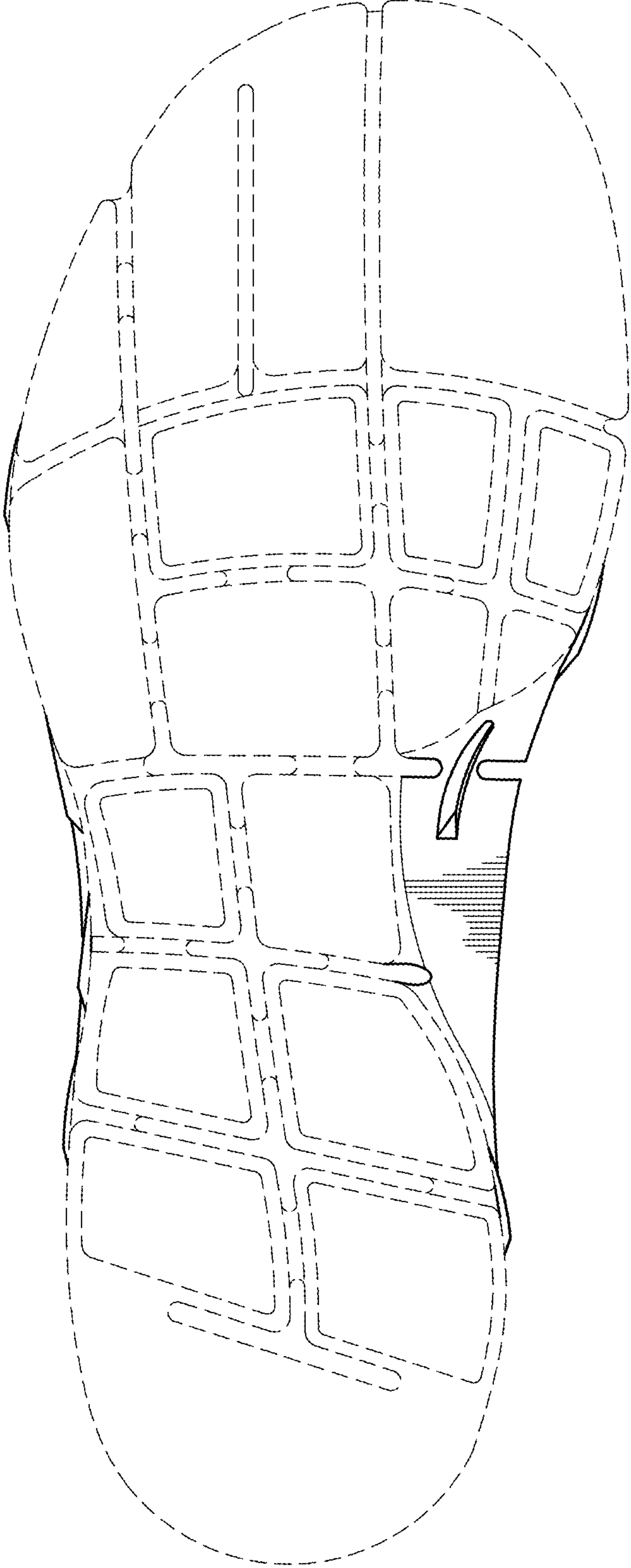


FIG. 5



FIG. 7

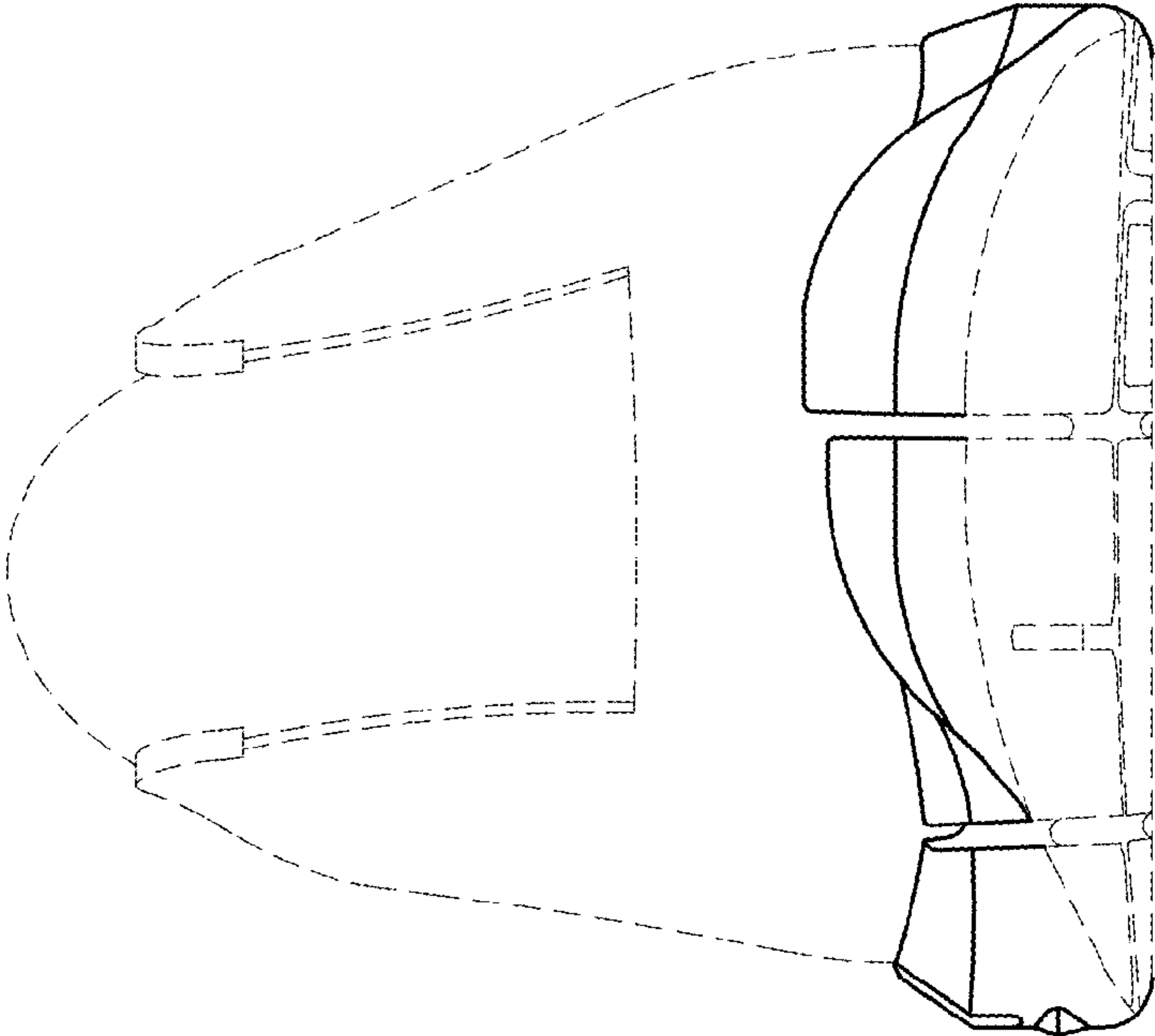


FIG. 6

