



US00D679403S

(12) **United States Design Patent**
Heinecke et al.

(10) **Patent No.:** **US D679,403 S**

(45) **Date of Patent:** **** Apr. 2, 2013**

(54) **MEDICAL DRESSING**

(75) Inventors: **Steven B. Heinecke**, New Richmond, WI (US); **Deena M. Conrad-Vlasak**, Stillwater, MN (US); **Richard L. Jacobson**, Stillwater, MN (US); **Joseph M. Hommes**, Saint Paul, MN (US)

(73) Assignee: **3M Innovative Properties Company**, Saint Paul, MN (US)

(**) Term: **14 Years**

(21) Appl. No.: **29/423,933**

(22) Filed: **Jun. 6, 2012**

(51) **LOC (9) Cl.** **24-04**

(52) **U.S. Cl.** **D24/189**

(58) **Field of Classification Search** D24/128,
D24/130, 188-189; 604/179-180, 187, 227;
602/58-59; 128/DIG. 26

See application file for complete search history.

(56) **References Cited**

U.S. PATENT DOCUMENTS

5,520,629	A *	5/1996	Heinecke et al.	602/57
6,168,800	B1 *	1/2001	Dobos et al.	424/405
6,420,622	B1 *	7/2002	Johnston et al.	602/41
6,461,467	B2 *	10/2002	Blatchford et al.	156/230
D473,947	S *	4/2003	Jacobson	D24/189
6,638,270	B2 *	10/2003	Johnson	604/890.1
7,674,948	B2 *	3/2010	Propp et al.	602/58
7,723,561	B2 *	5/2010	Propp	602/58
D625,018	S *	10/2010	Smith et al.	D24/189
7,812,212	B2 *	10/2010	Propp et al.	602/58

8,053,623	B2 *	11/2011	Propp	602/41
8,053,624	B2 *	11/2011	Propp	602/41
8,212,101	B2 *	7/2012	Propp	602/58
2009/0076457	A2 *	3/2009	Bierman et al.	604/180
2009/0093766	A1 *	4/2009	Bierman et al.	604/174
2010/0030179	A1 *	2/2010	Burton et al.	604/368
2010/0318052	A1 *	12/2010	Ha et al.	604/385.01
2011/0067623	A1 *	3/2011	Fagan	116/201
2011/0112492	A1 *	5/2011	Bharti et al.	604/319
2012/0046582	A1 *	2/2012	Hopman et al.	602/4
2012/0109069	A1 *	5/2012	Dickert et al.	604/178

* cited by examiner

Primary Examiner — T. Chase Nelson

Assistant Examiner — Michelle E Wilson

(74) *Attorney, Agent, or Firm* — Trisha D. Adamson

(57) **CLAIM**

The ornamental design for a medical dressing, as shown and described.

DESCRIPTION

FIG. 1 is a perspective view the new design for a medical dressing;

FIG. 2 is a top view thereof;

FIG. 3 is a bottom view thereof;

FIG. 4 is a rear side view thereof;

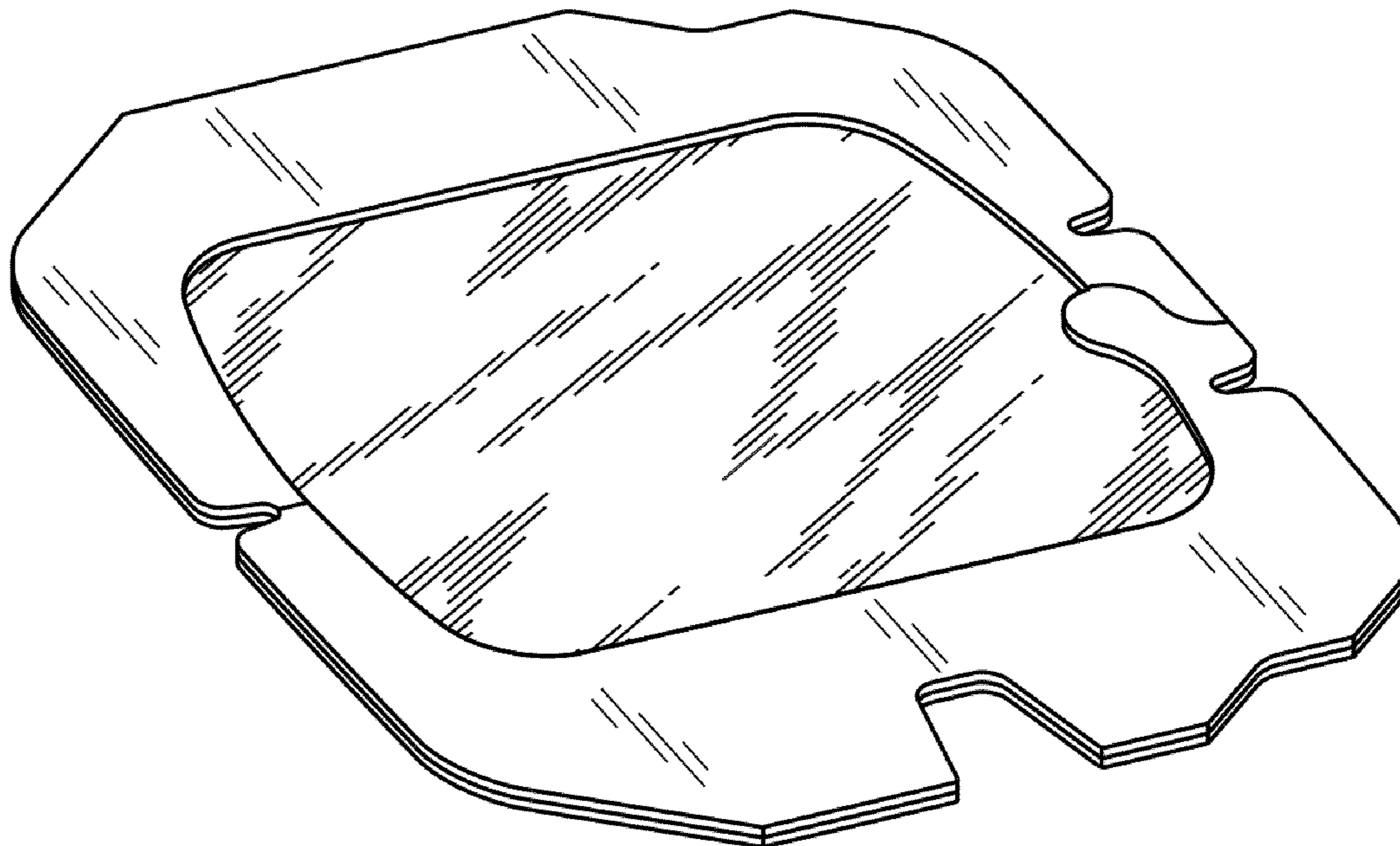
FIG. 5 is a front view thereof;

FIG. 6 is a right side view thereof; and,

FIG. 7 is a left side view thereof.

The surface shading illustrated in the drawings is provided merely to highlight the contour of design; it is not intended to be illustrative of texture or gloss.

1 Claim, 2 Drawing Sheets



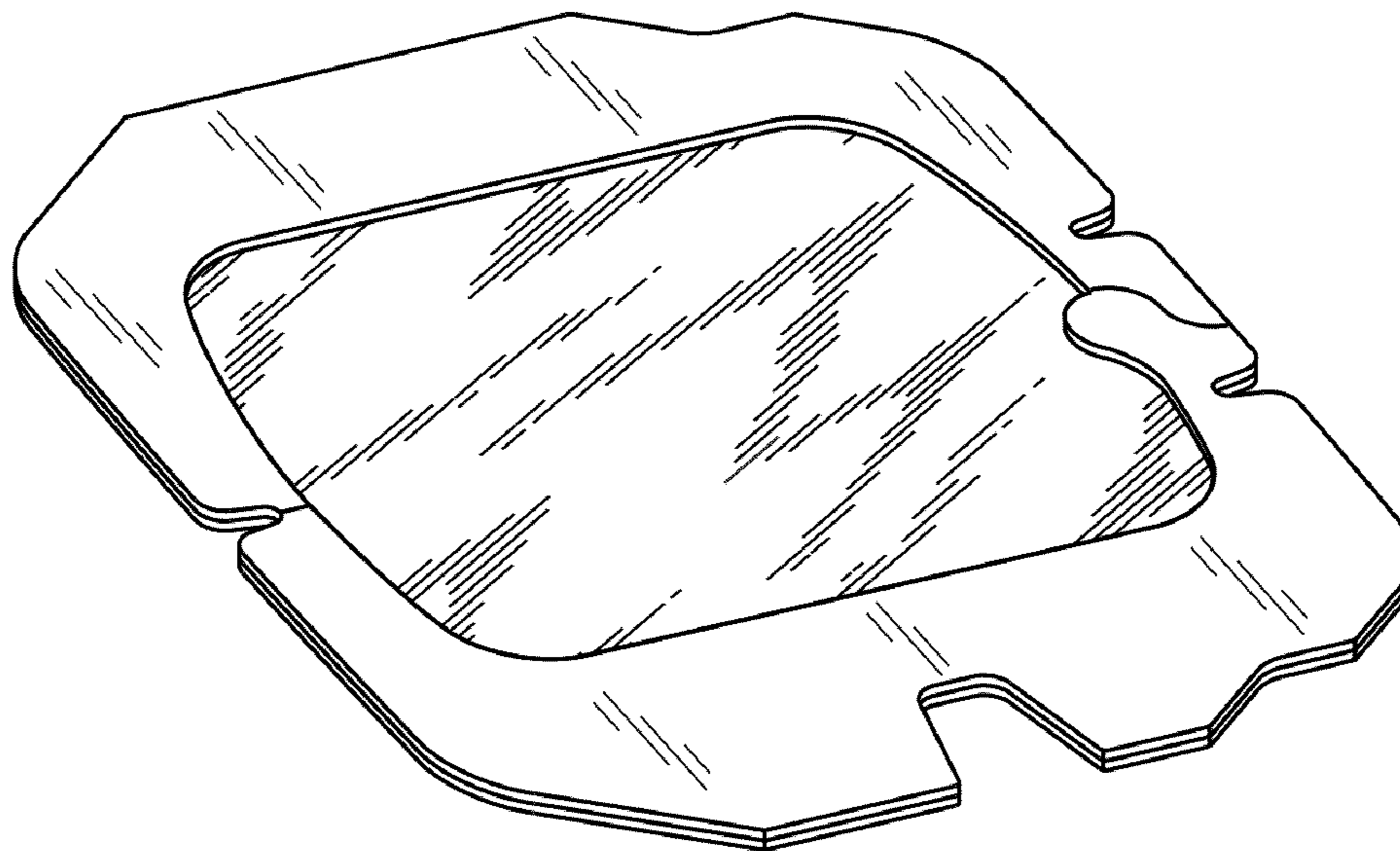


FIG. 1

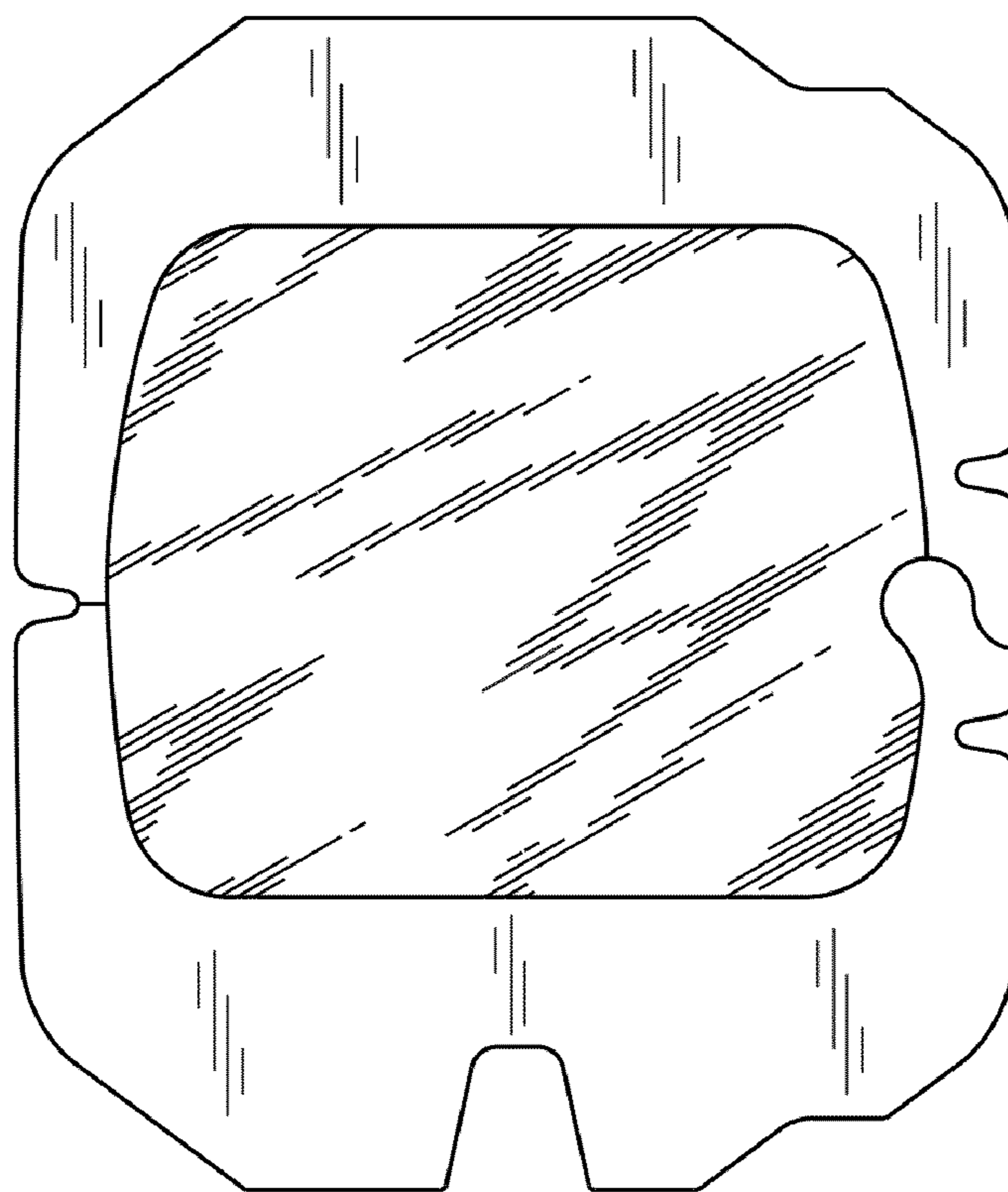


FIG. 2

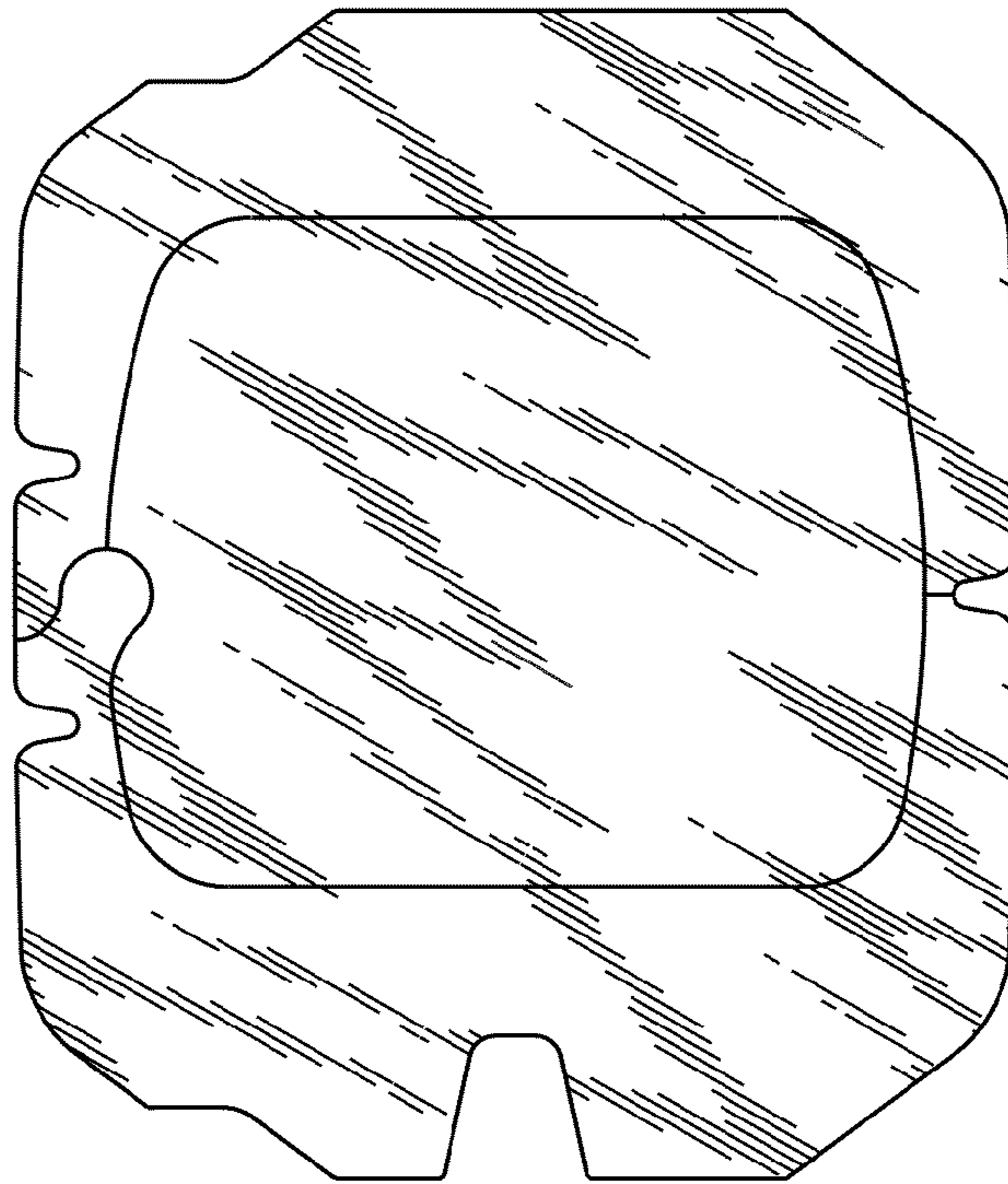


FIG. 3



FIG. 4



FIG. 5



FIG. 6



FIG. 7