



US00D679356S

(12) **United States Design Patent**
Klotz

(10) **Patent No.:** **US D679,356 S**

(45) **Date of Patent:** **** Apr. 2, 2013**

(54) **RIFLE STOCK**

(75) Inventor: **Matthias Klotz**, Gestratz (DE)

(73) Assignee: **Blaser Finanzholding GmbH**, Isny (DE)

(**) Term: **14 Years**

(21) Appl. No.: **29/427,631**

(22) Filed: **Jul. 20, 2012**

D201,970	S	*	8/1965	Bowman	D22/103
D253,485	S	*	11/1979	Robinson	D22/103
D272,173	S	*	1/1984	Mattarelli	D22/103
D297,855	S	*	9/1988	Ruger et al.	D22/108
D299,673	S	*	1/1989	Knight	D22/103
D304,223	S	*	10/1989	Ruger et al.	D22/108
D416,305	S	*	11/1999	Ruger et al.	D22/103
6,301,817	B1	*	10/2001	Hogue et al.	42/71.01
D614,717	S	*	4/2010	Salva	D22/108
7,823,319	B2	*	11/2010	Casas Salva	42/96
D631,526	S	*	1/2011	Torre et al.	D22/108
D637,681	S	*	5/2011	Bentley et al.	D22/108
2009/0113780	A1	*	5/2009	Irwin et al.	42/112

* cited by examiner

Related U.S. Application Data

(62) Division of application No. 29/388,979, filed on Apr. 5, 2011, now Pat. No. Des. 671,182.

Primary Examiner — Michael A Pratt

(74) *Attorney, Agent, or Firm* — Martin Fleit; Paul D. Bianco; Fleit Gibbons Gutman Bongini & Bianco PL

(30) **Foreign Application Priority Data**

Oct. 7, 2010 (DE) 40 2010 005 145

(51) **LOC (9) Cl.** **22-01**

(52) **U.S. Cl.** **D22/103**

(58) **Field of Classification Search** D22/100,
D22/101, 103, 104, 108, 199; D21/572–573;
42/51, 71.01, 75.01, 75.02, 90, 94, 134, 136,
42/139, 125, 72, 111; 362/110; 89/40.06,
89/41.19, 37.04, 33.04, 191.01, 200–204;
124/67, 66, 72, 74

See application file for complete search history.

(57) **CLAIM**

The ornamental design for a rifle stock, as shown and described.

DESCRIPTION

FIG. 1 is a left side view of a rifle stock according to the present invention.

FIG. 2 is a right side view of the rifle stock of FIG. 1.

FIG. 3 is a top view of the rifle stock of FIG. 1.

FIG. 4 is a bottom view of the rifle stock of FIG. 1.

FIG. 5 is a front view of the rifle stock of FIG. 1; and,

FIG. 6 is a rear view of the rifle stock of FIG. 1.

(56) **References Cited**

U.S. PATENT DOCUMENTS

D180,389 S * 6/1957 Bowman D22/103

1 Claim, 6 Drawing Sheets






FIGURE 1




FIGURE 2




FIGURE 3




FIGURE 4




FIGURE 5




FIGURE 6