



US00D679344S

(12) **United States Design Patent**
Hara et al.

(10) **Patent No.:** **US D679,344 S**

(45) **Date of Patent:** **** Apr. 2, 2013**

(54) **TOY DOLL**

(75) Inventors: **Noboru Hara**, Tokyo (JP); **Takamichi Murayama**, Tokyo (JP); **Yumi Chihara**, Tokyo (JP); **Takaaki Utsunomiya**, Tokyo (JP); **Sojiro Tanaka**, Tokyo (JP)

(73) Assignee: **Bandai Co., Ltd.**, Tokyo (JP)

(**) Term: **14 Years**

(21) Appl. No.: **29/371,570**

(22) Filed: **Apr. 27, 2011**

(30) **Foreign Application Priority Data**

Nov. 17, 2010 (JP) 2010-027650

(51) **LOC (9) Cl.** **21-01**

(52) **U.S. Cl.** **D21/621**

(58) **Field of Classification Search** D21/578-583,
D21/621, 622; 446/268, 360, 361, 376, 379,
446/382-384

See application file for complete search history.

(56) **References Cited**

U.S. PATENT DOCUMENTS

D298,446	S	*	11/1988	Bolger	D21/634
D390,894	S	*	2/1998	Tatano	D21/634
D430,239	S	*	8/2000	Rogers	D21/631
D616,507	S	*	5/2010	Fisher et al.	D21/634
D617,853	S	*	6/2010	Fisher et al.	D21/634
D626,606	S	*	11/2010	Mutsaev et al.	D21/622
D638,075	S	*	5/2011	Mutsaev et al.	D21/622

* cited by examiner

Primary Examiner — Zenia Bennett

(74) *Attorney, Agent, or Firm* — Rabin & Berdo, P.C.

(57) **CLAIM**

The ornamental design for a toy doll, as shown and described.

DESCRIPTION

FIG. 1 is a front view of the toy doll;
FIG. 2 is a rear view thereof;
FIG. 3 is a right side view thereof;
FIG. 4 is a left side view thereof;
FIG. 5 is a top view thereof;
FIG. 6 is a bottom view thereof;
FIG. 7 is a perspective view thereof;
FIG. 8 is another perspective view thereof;
FIG. 9 is an enlarged reference view of the face portion; and,
FIG. 10 is an enlarged reference view of belt portion.

1 Claim, 10 Drawing Sheets




FIG. 1




FIG. 2



FIG. 3




FIG. 4




FIG. 5




FIG. 6




FIG. 7




FIG. 8




FIG. 9



FIG. 10

