



US00D679343S

(12) **United States Design Patent**
Yeh

(10) **Patent No.:** **US D679,343 S**

(45) **Date of Patent:** **** Apr. 2, 2013**

(54) **DOLL**

D608,510 S * 1/2010 Rutherford et al. D30/160

(75) Inventor: **Bing Yeh**, Pasadena, CA (US)

* cited by examiner

(73) Assignee: **Dynamite Rex LLC**, Carson City, NV (US)

Primary Examiner — Sandra Morris

(74) *Attorney, Agent, or Firm* — Muncy, Geissler, Olds & Lowe, PLLC

(**) Term: **14 Years**

(21) Appl. No.: **29/410,108**

(57) **CLAIM**

I claim the ornamental design for a doll, as shown and described.

(22) Filed: **Jan. 4, 2012**

DESCRIPTION

(51) **LOC (9) Cl.** **21-01**

(52) **U.S. Cl.** **D21/615; D21/576**

(58) **Field of Classification Search** D6/598;
D11/158; D21/576-578, 585-588, 615,
D21/630; D30/160; 446/72, 97-98, 268-269
See application file for complete search history.

FIG. 1 is a right, front and top perspective view of the doll showing my new design;
FIG. 2 is a front view thereof;
FIG. 3 is a rear view thereof;
FIG. 4 is a left view thereof;
FIG. 5 is a right view thereof;
FIG. 6 is a top plan view thereof;
FIG. 7 is a bottom plan view thereof;
FIG. 8 is a right, front perspective view thereof;
FIG. 9 is a left, front perspective view thereof;
FIG. 10 is a right, rear perspective view thereof; and,
FIG. 11 is a left, rear perspective view.

(56) **References Cited**

U.S. PATENT DOCUMENTS

D351,471 S	*	10/1994	Abrams	D21/615
D387,100 S	*	12/1997	Nielsen et al.	D21/615
D496,077 S	*	9/2004	Rutherford et al.	D21/630
D522,071 S	*	5/2006	Strother et al.	D21/578
D540,893 S	*	4/2007	Rutherford	D21/615
D596,244 S	*	7/2009	Levy et al.	D21/630

1 Claim, 11 Drawing Sheets

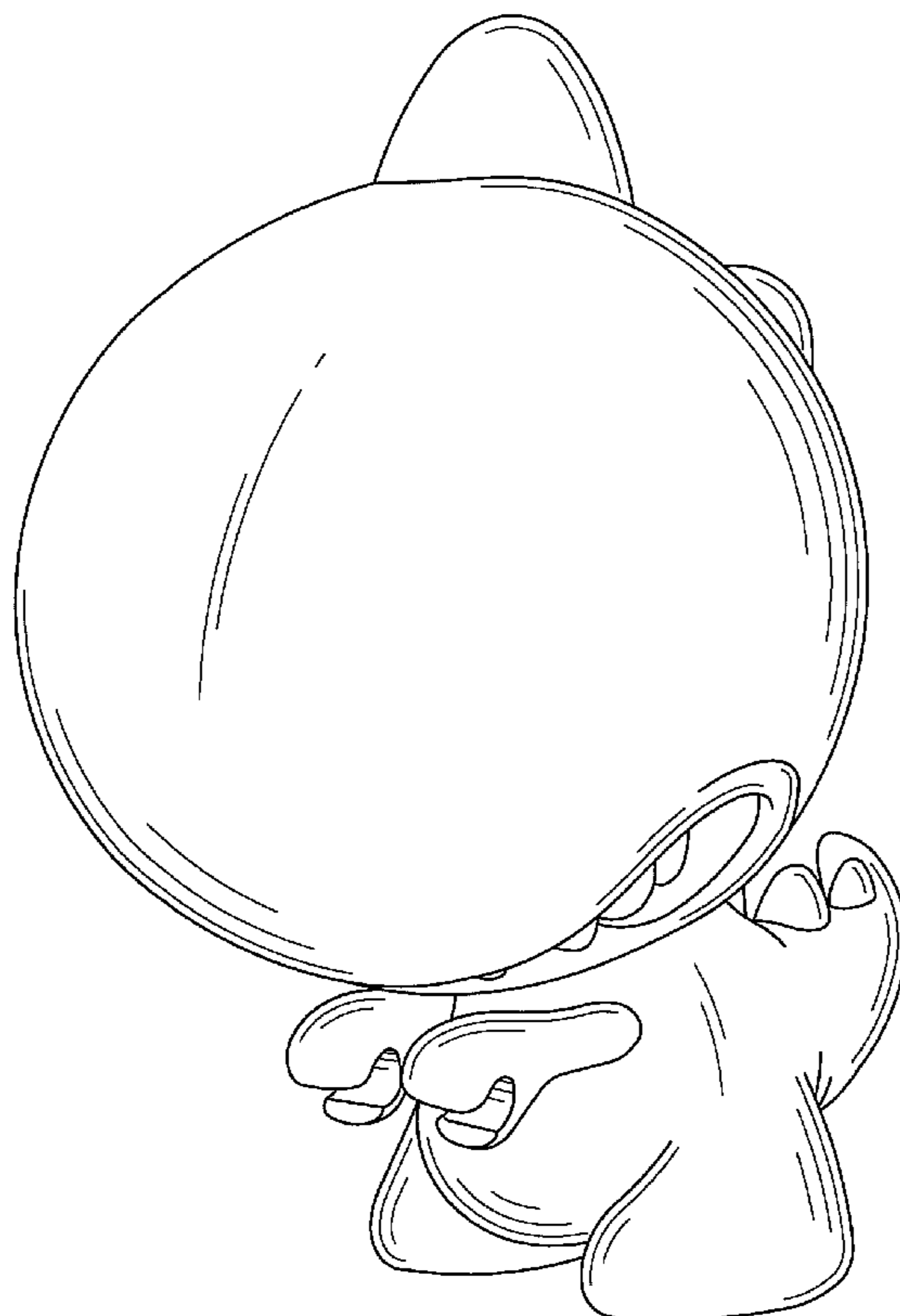




FIG. 1




FIG. 2

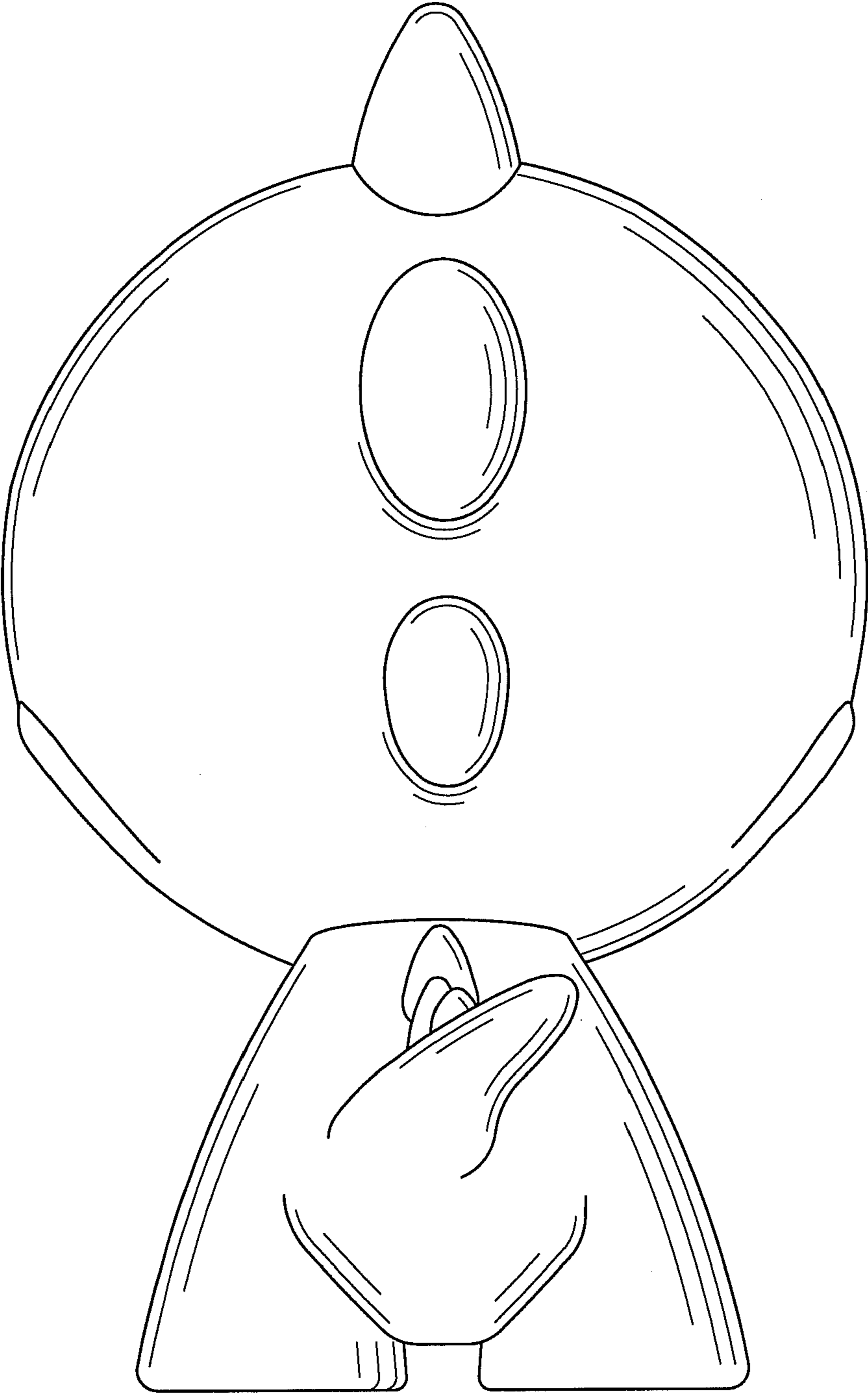


FIG. 3




FIG. 4




FIG. 5

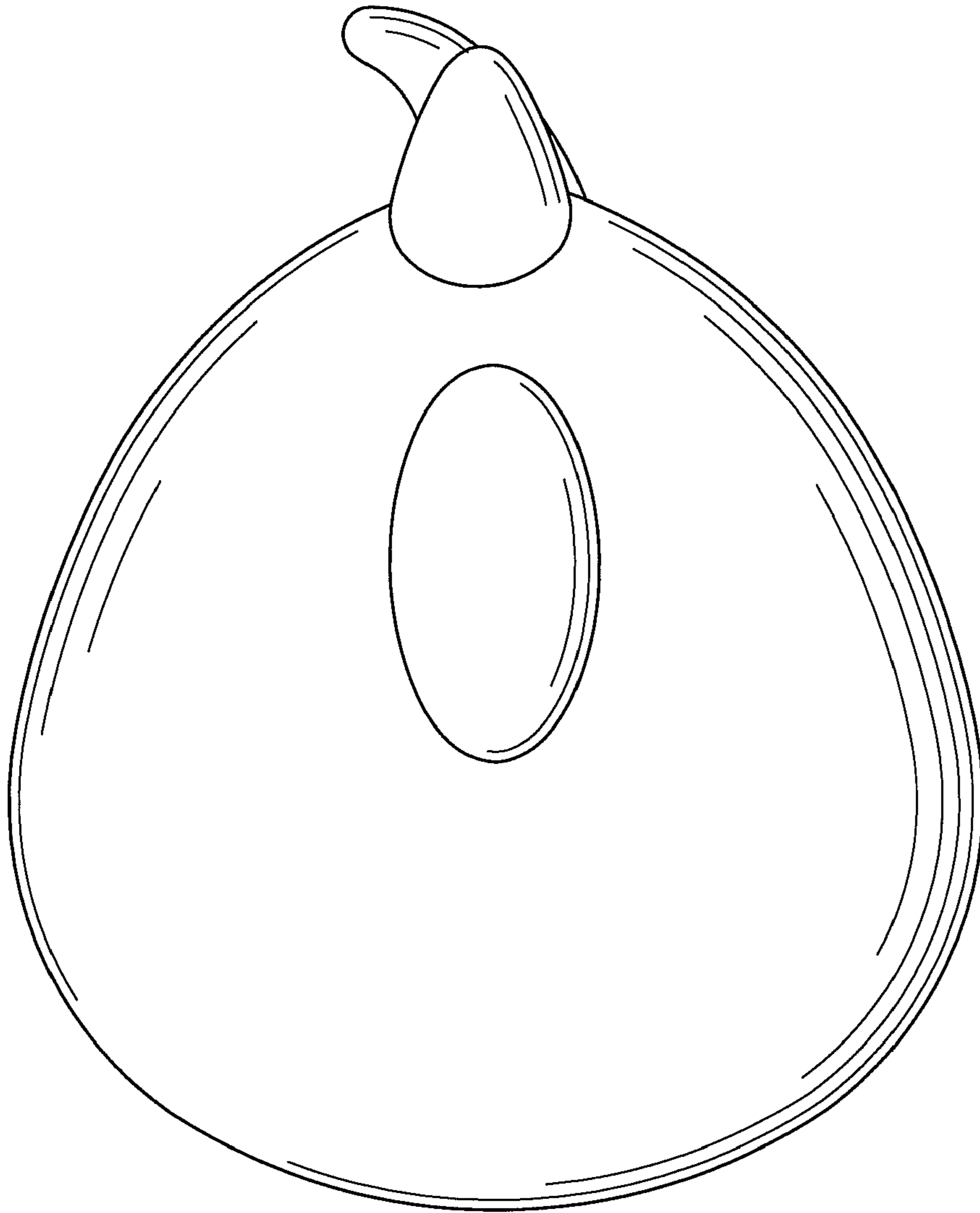


FIG. 6

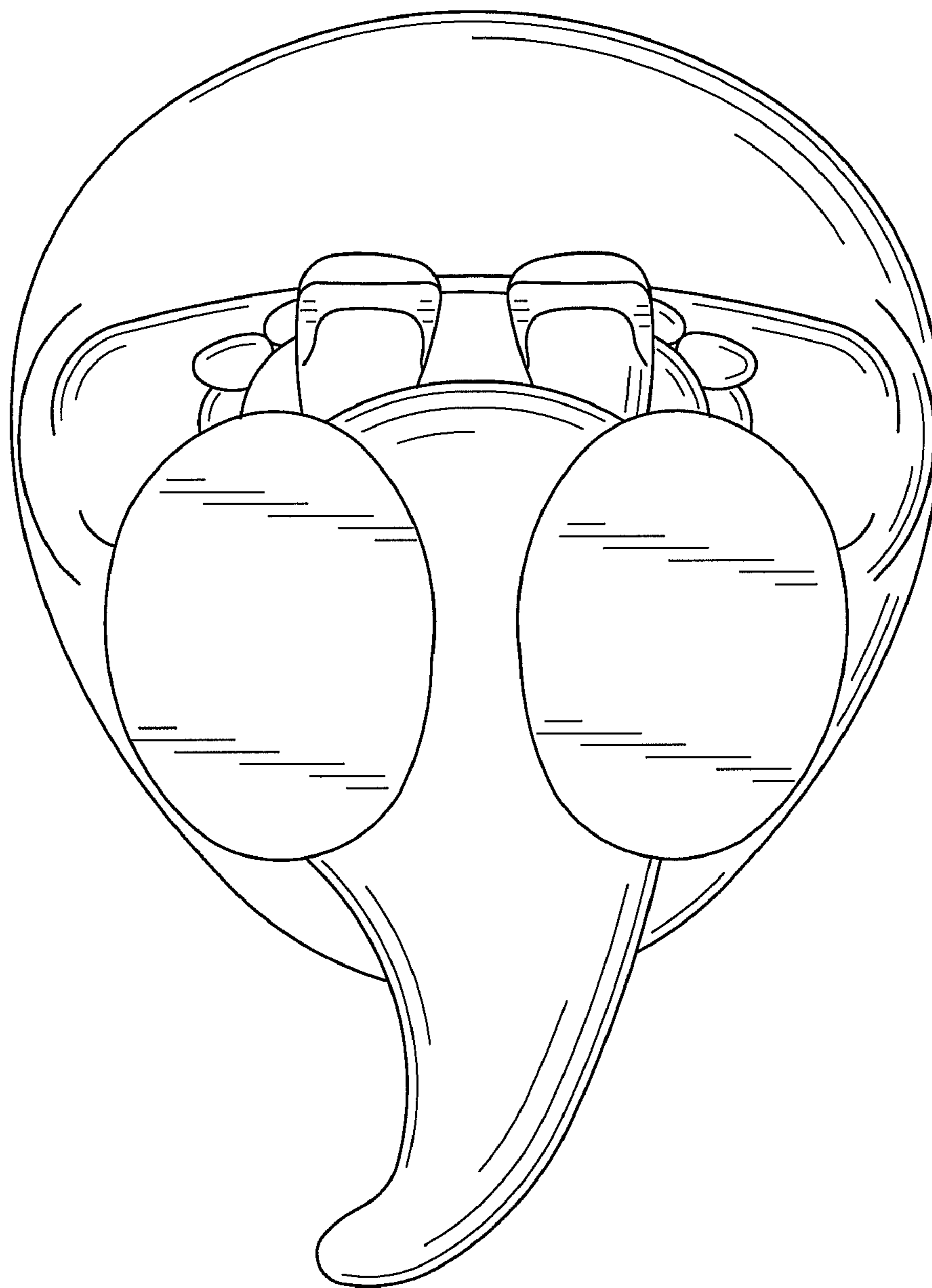


FIG. 7




FIG. 8




FIG. 9




FIG. 10




FIG. 11