



US00D679321S

(12) **United States Design Patent**
Walton

(10) **Patent No.:** **US D679,321 S**

(45) **Date of Patent:** **** Apr. 2, 2013**

- (54) **MARKING TOOL WITH PEN AND HIGHLIGHTER**
- (76) Inventor: **Jarvis Walton, Kaneohe, HI (US)**
- (**) Term: **14 Years**
- (21) Appl. No.: **29/400,853**
- (22) Filed: **Sep. 1, 2011**
- (51) **LOC (9) Cl.** **19-06**
- (52) **U.S. Cl.** **D19/36**
- (58) **Field of Classification Search** D19/35,
D19/36, 41-51, 54-58; D14/411; 24/11 F,
24/11 P, 11 R; 401/52, 99-109, 192, 195,
401/196; D9/687, 693, 694, 504, 723, 725;
D28/7, 76, 85

See application file for complete search history.

(56) **References Cited**

U.S. PATENT DOCUMENTS

1,595,948	A *	8/1926	King	401/88
1,947,738	A *	2/1934	Reutter	401/75
2,159,872	A *	5/1939	Younghusband	401/78
2,608,953	A	9/1952	Kolisman		
D190,785	S *	6/1961	Kruck	D9/687
D191,650	S *	10/1961	Kruck	D9/686
3,079,895	A	3/1963	Gordon		
3,887,287	A	6/1975	Rosh, Jr.		
D236,685	S *	9/1975	Tripp	D9/693
D274,499	S *	7/1984	Soos	D9/687
4,826,338	A	5/1989	Kilpatrick		
5,017,034	A	5/1991	Stary et al.		
D317,257	S *	6/1991	Ambasz	D9/529
D321,930	S *	11/1991	Dinand	D23/360
D322,811	S *	12/1991	Isern	D19/36
5,203,638	A	4/1993	Redmond, Jr.		
D361,262	S *	8/1995	Lusker	D9/561
5,477,983	A *	12/1995	Davis	221/279
D374,614	S *	10/1996	Uhl et al.	D9/687
D382,369	S *	8/1997	Yang	D28/85

D450,889	S *	11/2001	Chang	D28/76
D468,059	S *	12/2002	Fuller	D28/85
6,491,464	B1	12/2002	Young		
D488,506	S *	4/2004	Mandel et al.	D19/36
D497,038	S *	10/2004	Tsai	D28/85
6,953,296	B1	10/2005	Vora		
D555,877	S *	11/2007	Reinoso	D9/687
D566,762	S *	4/2008	Qiu	D19/43
D580,489	S *	11/2008	Ma	D19/36
D584,960	S *	1/2009	Sherwood	D9/686
D618,415	S *	6/2010	Greseth et al.	D34/1
7,845,872	B2 *	12/2010	Mesalic	401/35
D656,648	S *	3/2012	Tompkin	D26/46
2010/0183354	A1	7/2010	Llatch et al.		

* cited by examiner

Primary Examiner — Elizabeth Albert

(74) *Attorney, Agent, or Firm* — Kunzler Law Group, PC

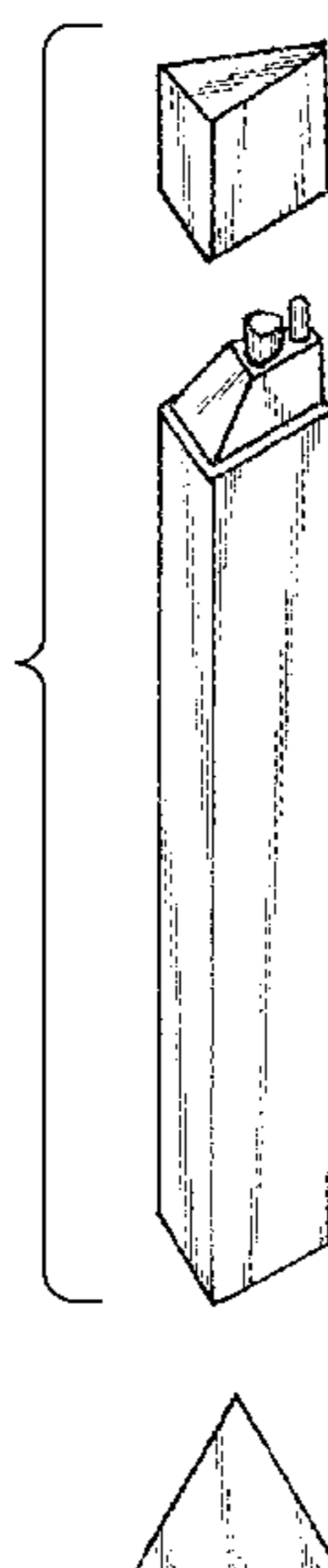
(57) **CLAIM**

The ornamental design for a marking tool with pen and highlighter, as shown and described.

DESCRIPTION

FIG. 1 is a front perspective view of the marking tool with pen and highlighter;
 FIG. 2 is a rear view of FIG. 1;
 FIG. 3 is a front view of FIG. 1;
 FIG. 4 is a left side view of FIG. 1, the right side view being a mirror image thereof;
 FIG. 5 is a left side cross-sectional view of FIG. 3;
 FIG. 6 is a front, perspective, exploded view of FIG. 1;
 FIG. 7 is a left side view of FIG. 1 without the cap for convenience the right side view being a mirror image thereof;
 FIG. 8 is a rear view of FIG. 7;
 FIG. 9 is a front view of FIG. 7;
 FIG. 10 is a bottom view of FIG. 7; and,
 FIG. 11 is a top view of FIG. 7.

1 Claim, 6 Drawing Sheets






FIG. 1




FIG. 2

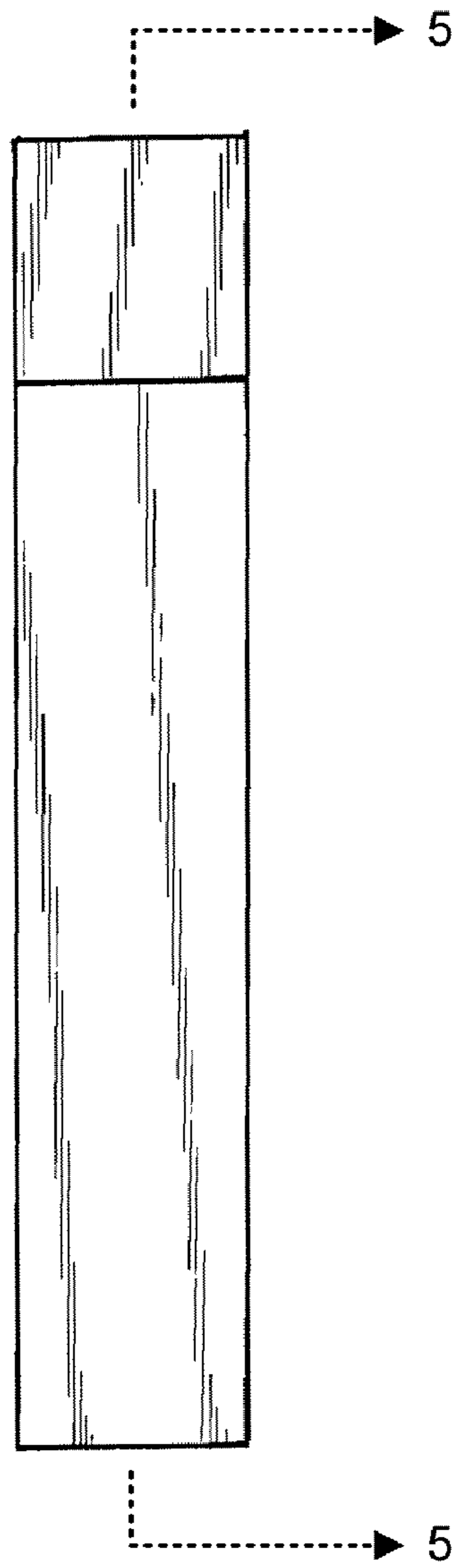


FIG. 3




FIG. 4

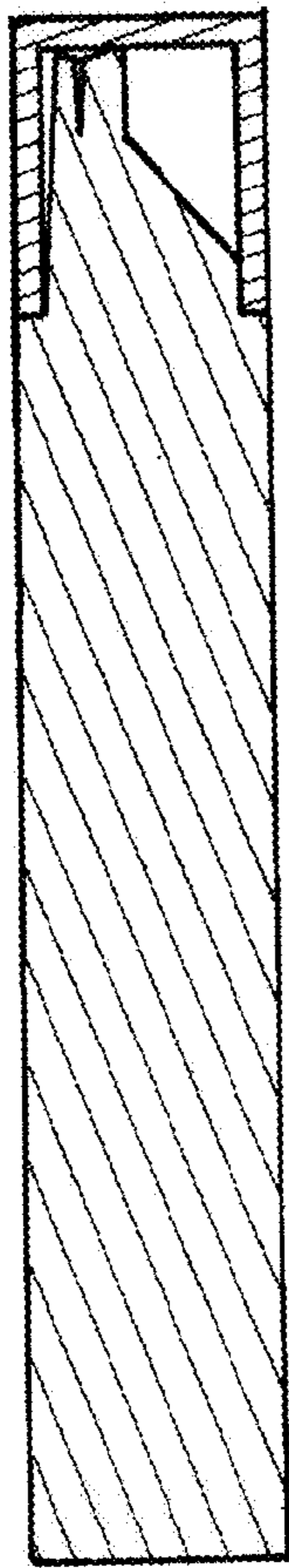


FIG. 5

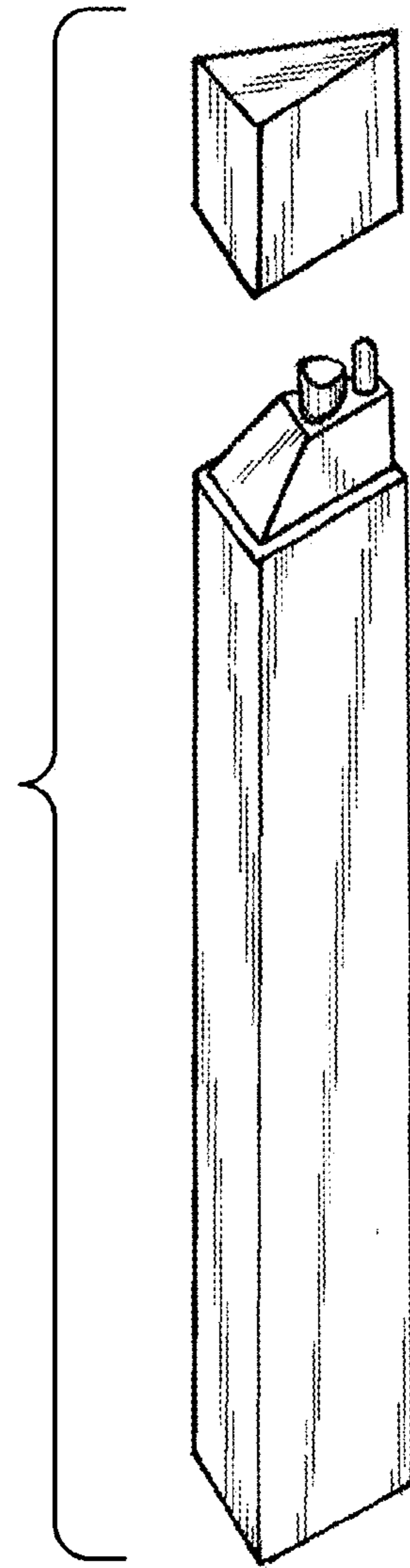


FIG. 6




FIG. 7




FIG. 8

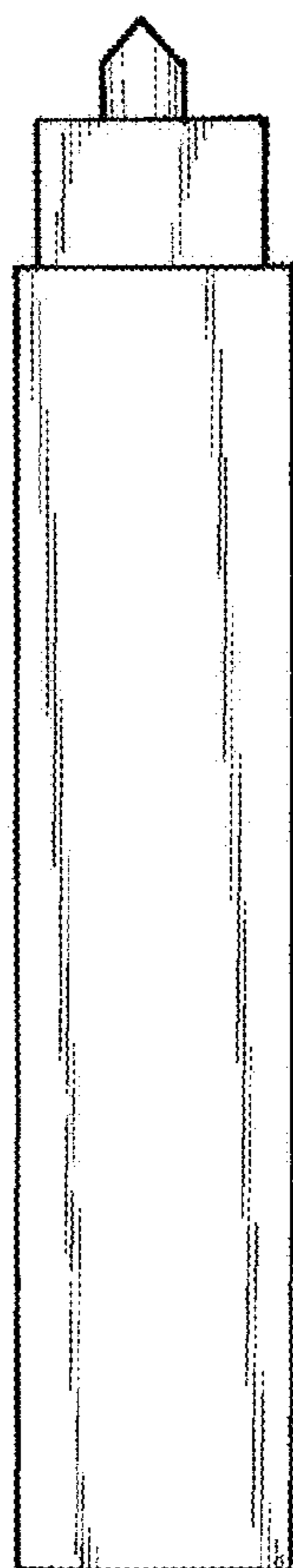


FIG. 9

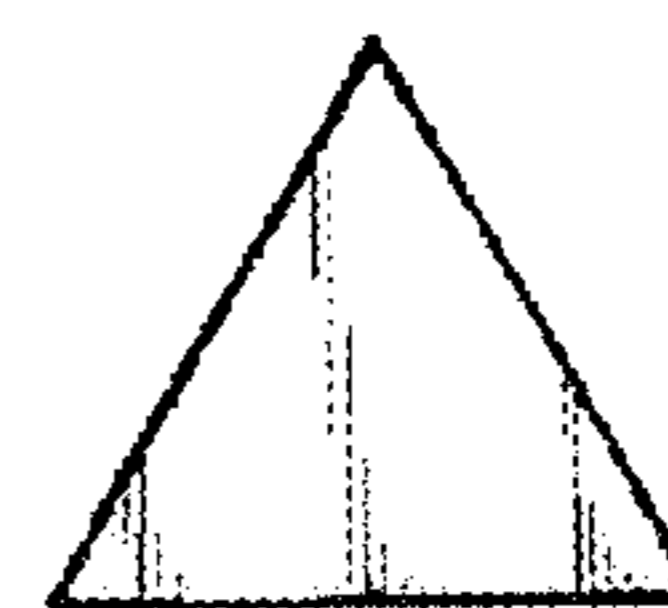


FIG. 10




FIG. 11