



US00D679316S

(12) **United States Design Patent**  
**Robbirds et al.**

(10) **Patent No.:** **US D679,316 S**  
(45) **Date of Patent:** **\*\* Apr. 2, 2013**

(54) **CALCULATOR**

(75) Inventors: **Kristin C. Robbirds**, Ft. Worth, TX (US); **Van S. Chandler**, Georgetown, TX (US)

(73) Assignee: **Infinite Response, Inc.**, Austin, TX (US)

(\*\*) Term: **14 Years**

(21) Appl. No.: **29/429,472**

(22) Filed: **Aug. 10, 2012**

(51) **LOC (9) Cl.** ..... **18-01**

(52) **U.S. Cl.** ..... **D18/7; D18/6**

(58) **Field of Classification Search** ..... D14/218, D14/341-347, 387; D18/1, 2, 4.4, 4.5, 6-12, D18/12.1-12.3; D21/512; 235/58 R, 59 A, 235/59 BC-59 BH, 59 CP, 59 T, 59 TP, 61 R; 708/100, 105, 130  
See application file for complete search history.

(56) **References Cited**

**U.S. PATENT DOCUMENTS**

D404,024 S \* 1/1999 Herbertson ..... D14/342  
D442,619 S \* 5/2001 Fong ..... D18/7

D477,014 S \* 7/2003 Clarkson ..... D18/2  
D536,366 S \* 2/2007 Bedol et al. .... D18/7  
D575,777 S \* 8/2008 Bonney ..... D14/342

\* cited by examiner

*Primary Examiner* — Garth Rademaker

(74) *Attorney, Agent, or Firm* — Foley & Lardner LLP

(57) **CLAIM**

The ornamental design for a calculator, as shown and described.

**DESCRIPTION**

FIG. 1 is a perspective view from the top, left and front of a calculator.

FIG. 2 is a perspective view from the left, front and top of the calculator of FIG. 1.

FIG. 3 is a top plan view of the calculator of FIG. 1.

FIG. 4 is a rear end view of the calculator of FIG. 1.

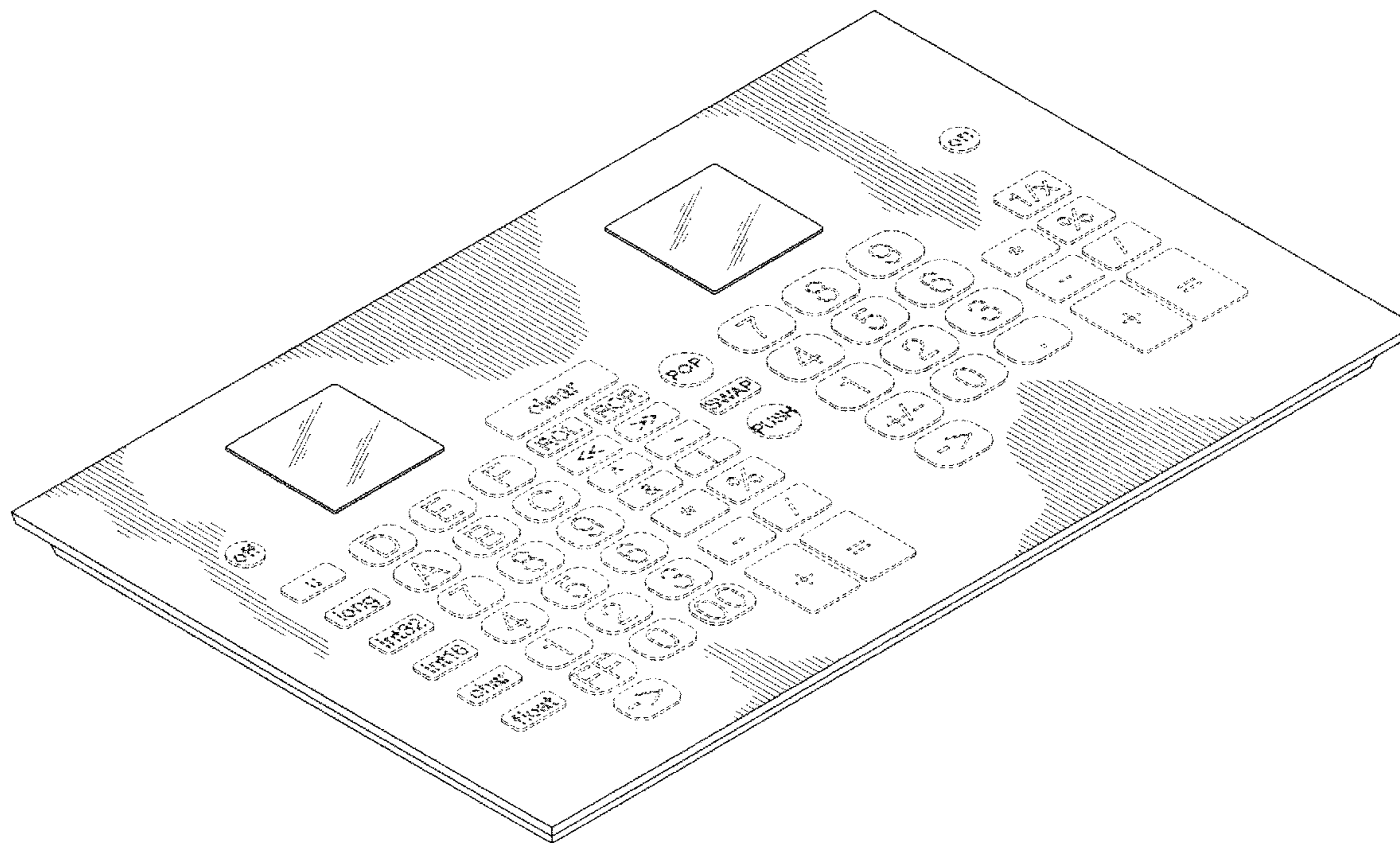
FIG. 5 is a front end view of the calculator of FIG. 1.

FIG. 6 is a left side view of the calculator of FIG. 1; and,

FIG. 7 is a right side view of the calculator of FIG. 1.

The bottom of the calculator forms is no part of the claimed design and is not shown. The dashed lines showing the various parts of the calculator are for illustrative purposes only and form no part of the claimed design.

**1 Claim, 5 Drawing Sheets**



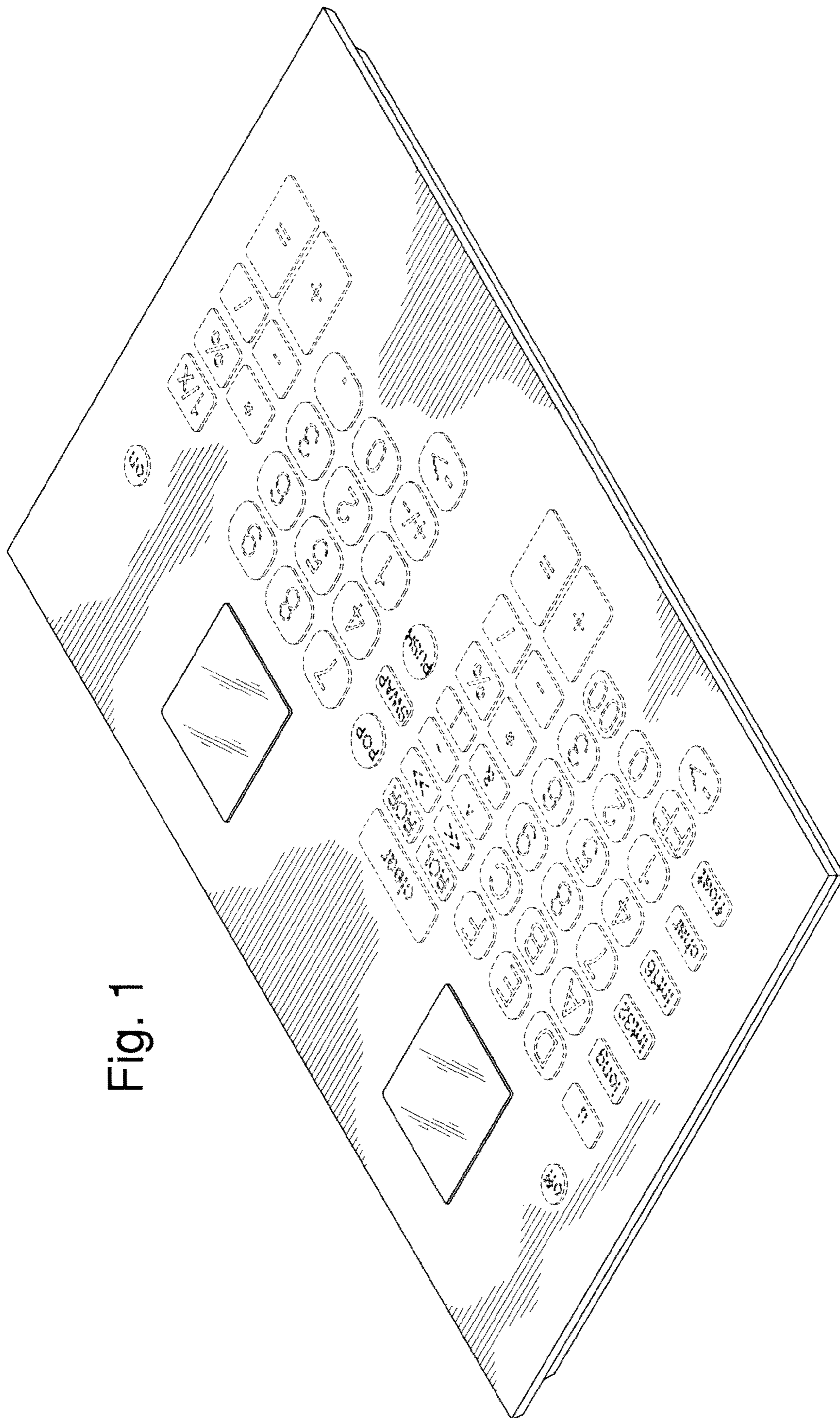


Fig. 1

Fig. 2

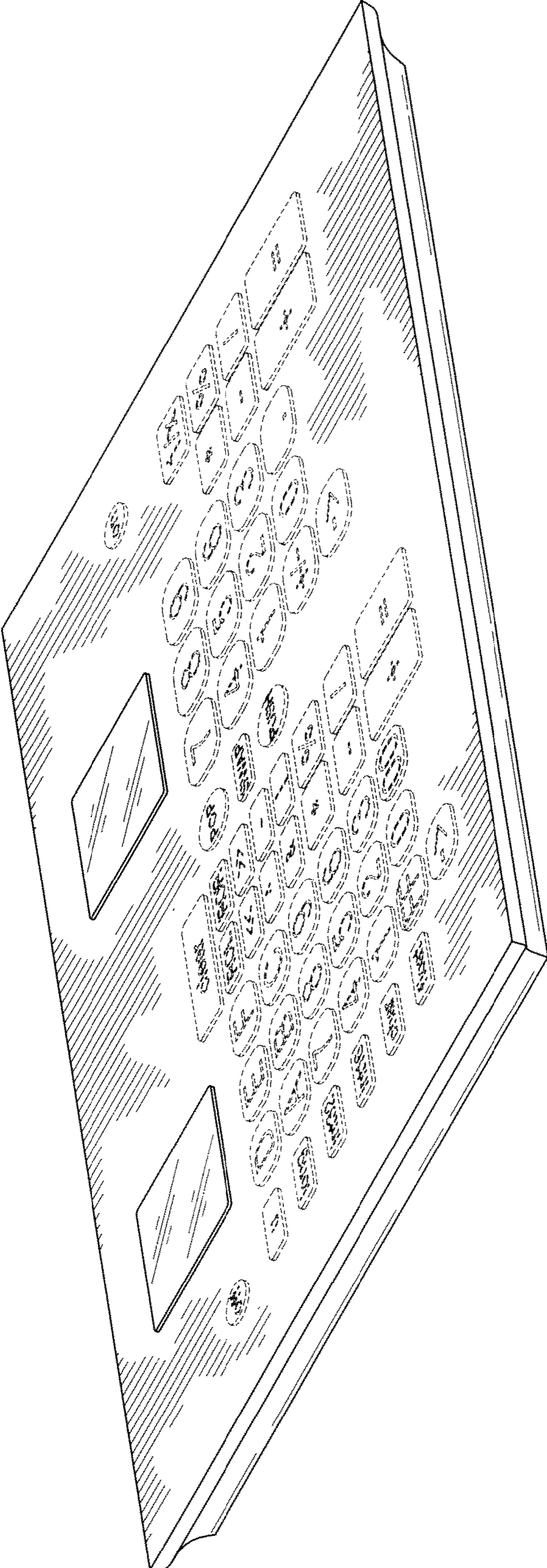


Fig. 3

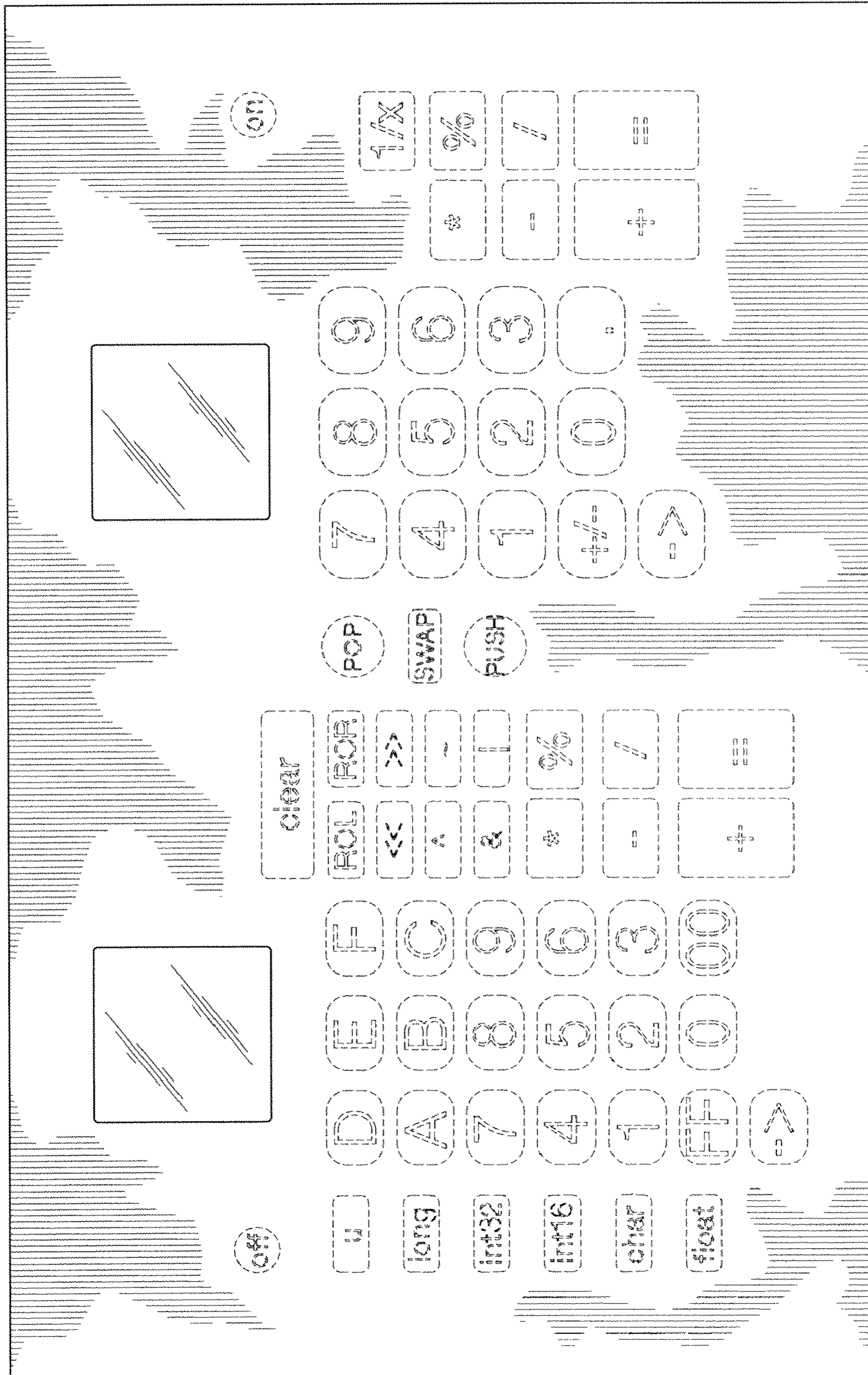


Fig. 4



Fig. 5

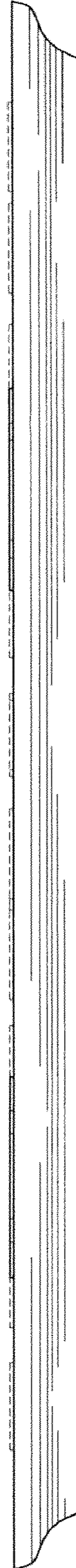


Fig. 7

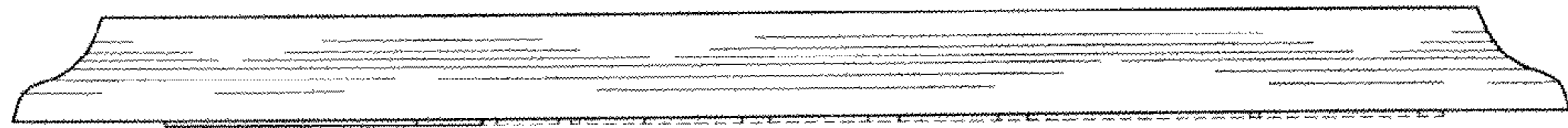


Fig. 6

