

US00D679298S

(12) **United States Design Patent**
Golding

(10) **Patent No.:** **US D679,298 S**

(45) **Date of Patent:** **** Apr. 2, 2013**

(54) **REFRIGERATOR**

(75) Inventor: **Andy Golding**, Buckinghamshire (GB)

(73) Assignee: **Marshall Amplification PLC**,
Buckinghamshire (GB)

(**) Term: **14 Years**

(21) Appl. No.: **29/419,985**

(22) Filed: **May 3, 2012**

(30) **Foreign Application Priority Data**

Apr. 17, 2012 (EM) 2027839

(51) **LOC (9) Cl.** **15-07**

(52) **U.S. Cl.** **D15/85**

(58) **Field of Classification Search** D15/79-89,
D15/91; 62/3.1, 3.6, 3.63, 3.64, 389-400,
62/440, 441, 467, 246-255, 331; 312/236,
312/352, 400-408, 114-119, 138.1

See application file for complete search history.

(56) **References Cited**

U.S. PATENT DOCUMENTS

D258,971 S *	4/1981	Orenstein et al.	D15/88
D380,505 S *	7/1997	Yang	D15/85
D477,339 S *	7/2003	Kim et al.	D15/85
D482,049 S *	11/2003	Clark	D15/81
D489,382 S *	5/2004	Seo	D15/85
D507,284 S *	7/2005	Seo	D15/85

D517,099 S *	3/2006	Seo	D15/87
D524,332 S *	7/2006	Seo	D15/87
D614,677 S *	4/2010	Seo et al.	D15/86
D654,098 S *	2/2012	Piffl et al.	D15/81
D673,187 S *	12/2012	Seo et al.	D15/85
D673,188 S *	12/2012	Seo et al.	D15/85

* cited by examiner

Primary Examiner — Mitchell Siegel

(74) *Attorney, Agent, or Firm* — Marshall, Gerstein & Borun
LLP

(57) **CLAIM**

The ornamental design for a refrigerator, as shown and described.

DESCRIPTION

FIG. 1 is a perspective view showing my new design for a refrigerator;

FIG. 2 is a front view of the refrigerator of FIG. 1;

FIG. 3 is a rear view of the refrigerator of FIG. 1;

FIG. 4 is a left side view of the refrigerator of FIG. 1;

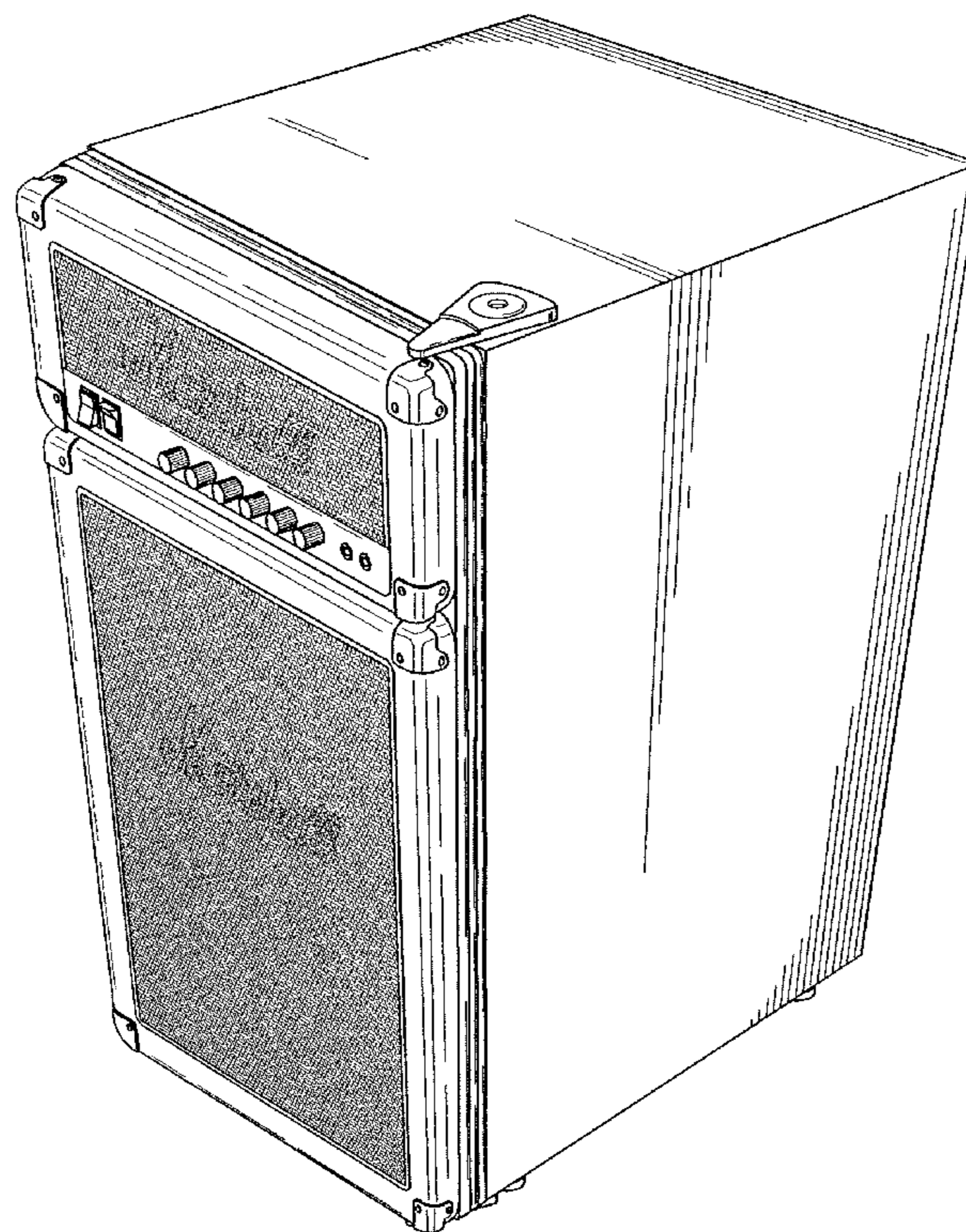
FIG. 5 is a right side view of the refrigerator of FIG. 1;

FIG. 6 is a top plan view of the refrigerator of FIG. 1; and,

FIG. 7 is a bottom plan view of the refrigerator of FIG. 1.

The broken lines showing portions of the refrigerator are included for the purpose of illustrating environment and form no part of the claimed design.

1 Claim, 7 Drawing Sheets



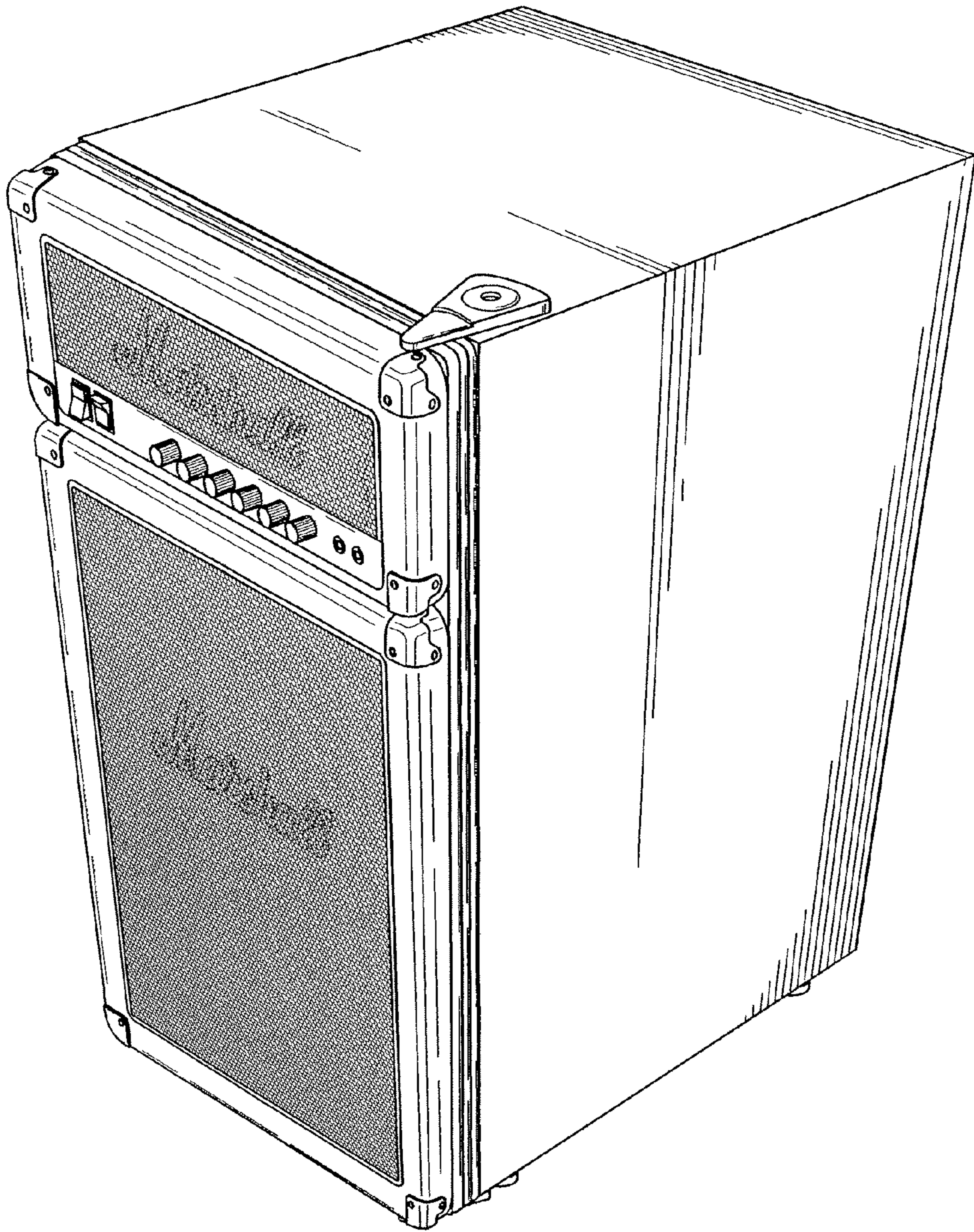


FIG. 1




FIG. 2

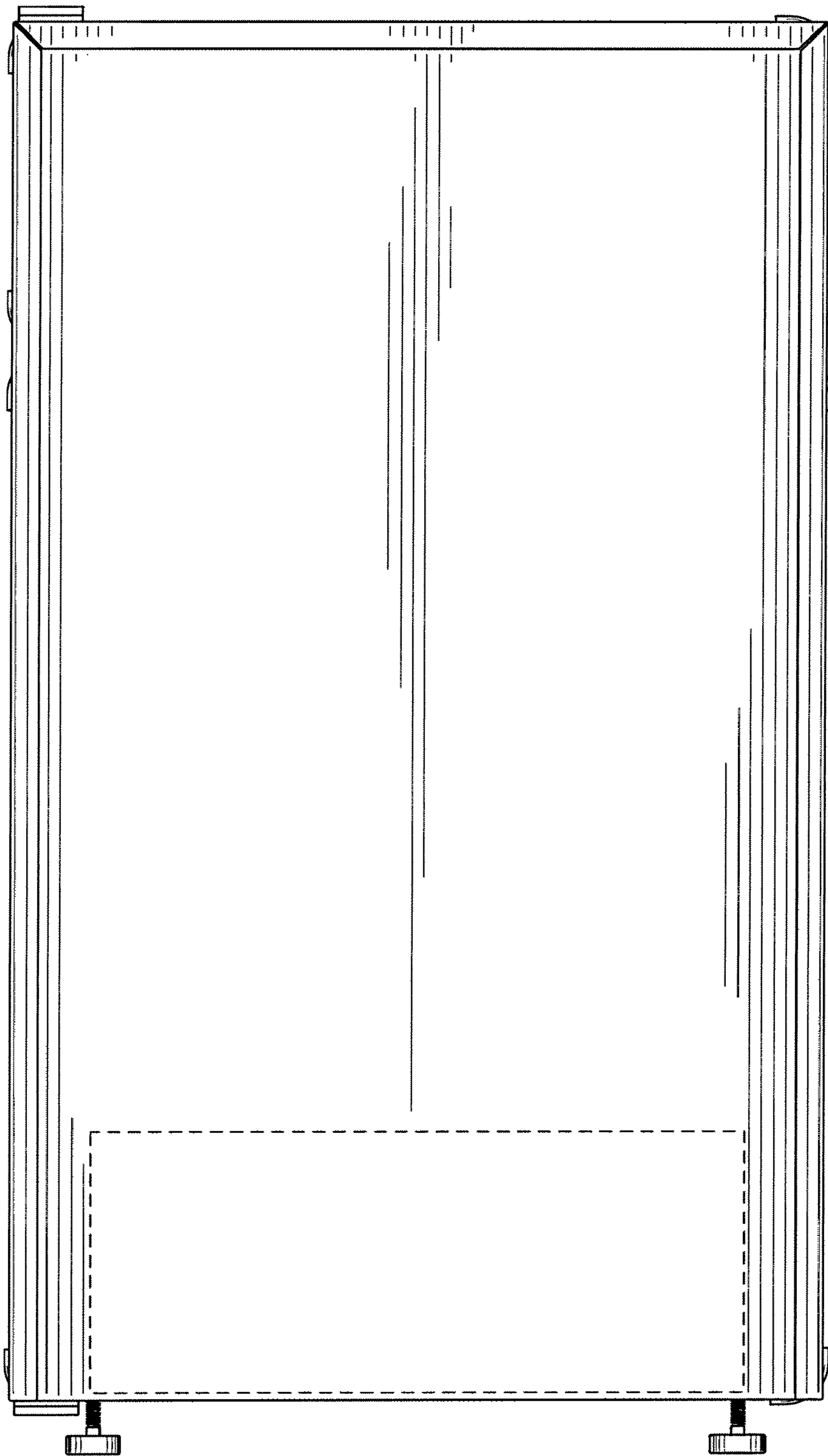


FIG. 3

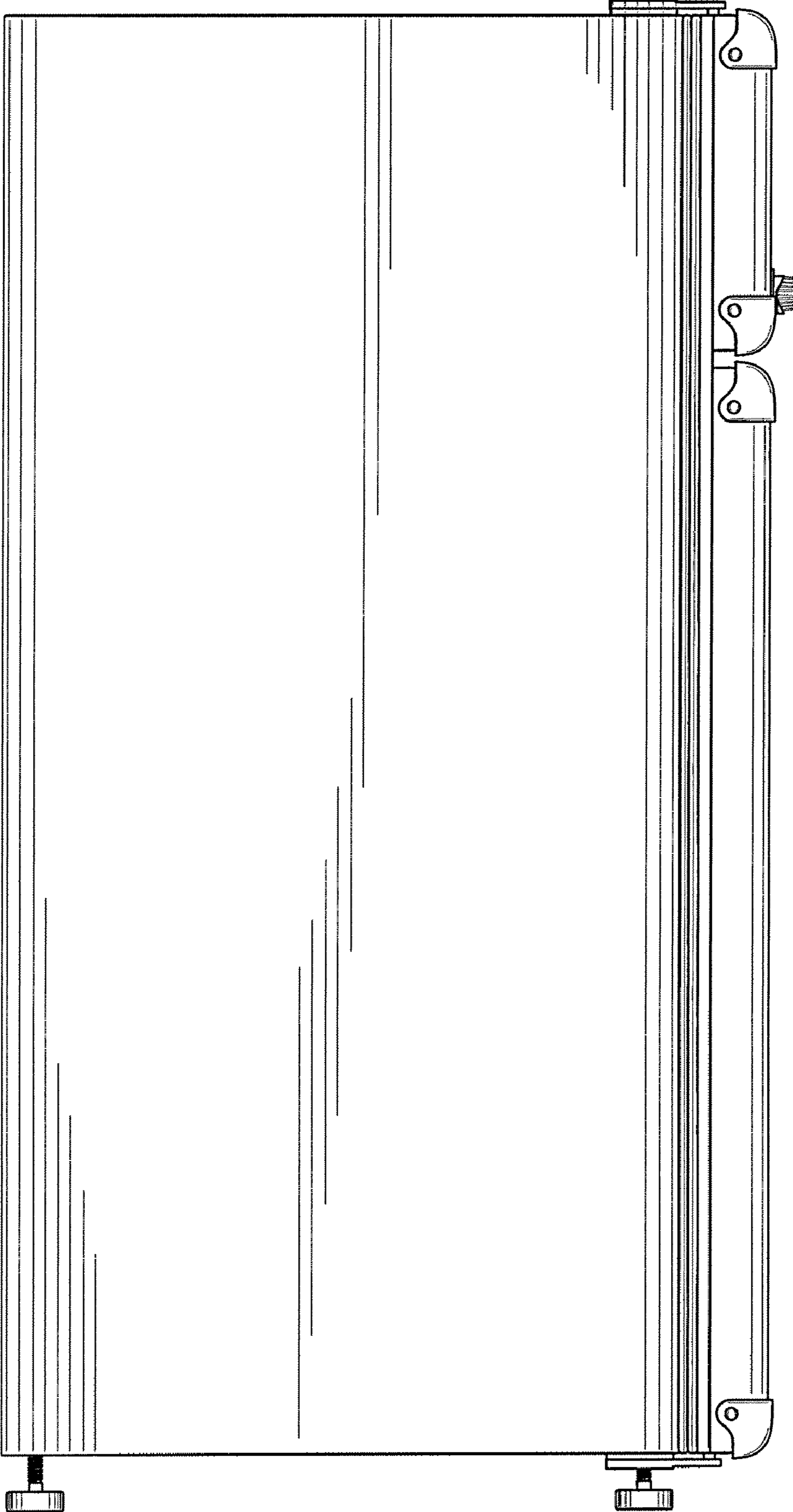


FIG. 4

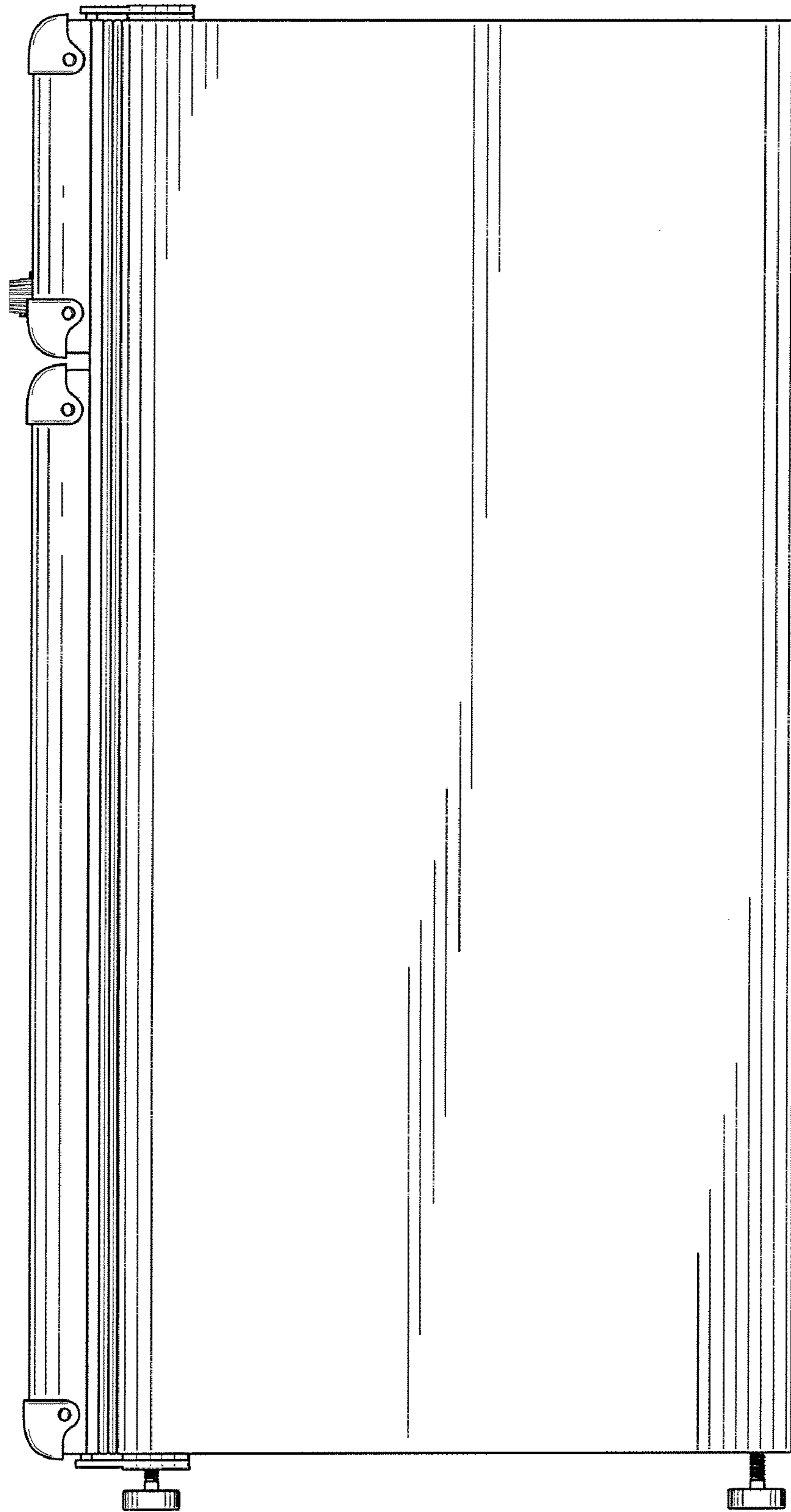


FIG. 5




FIG. 6

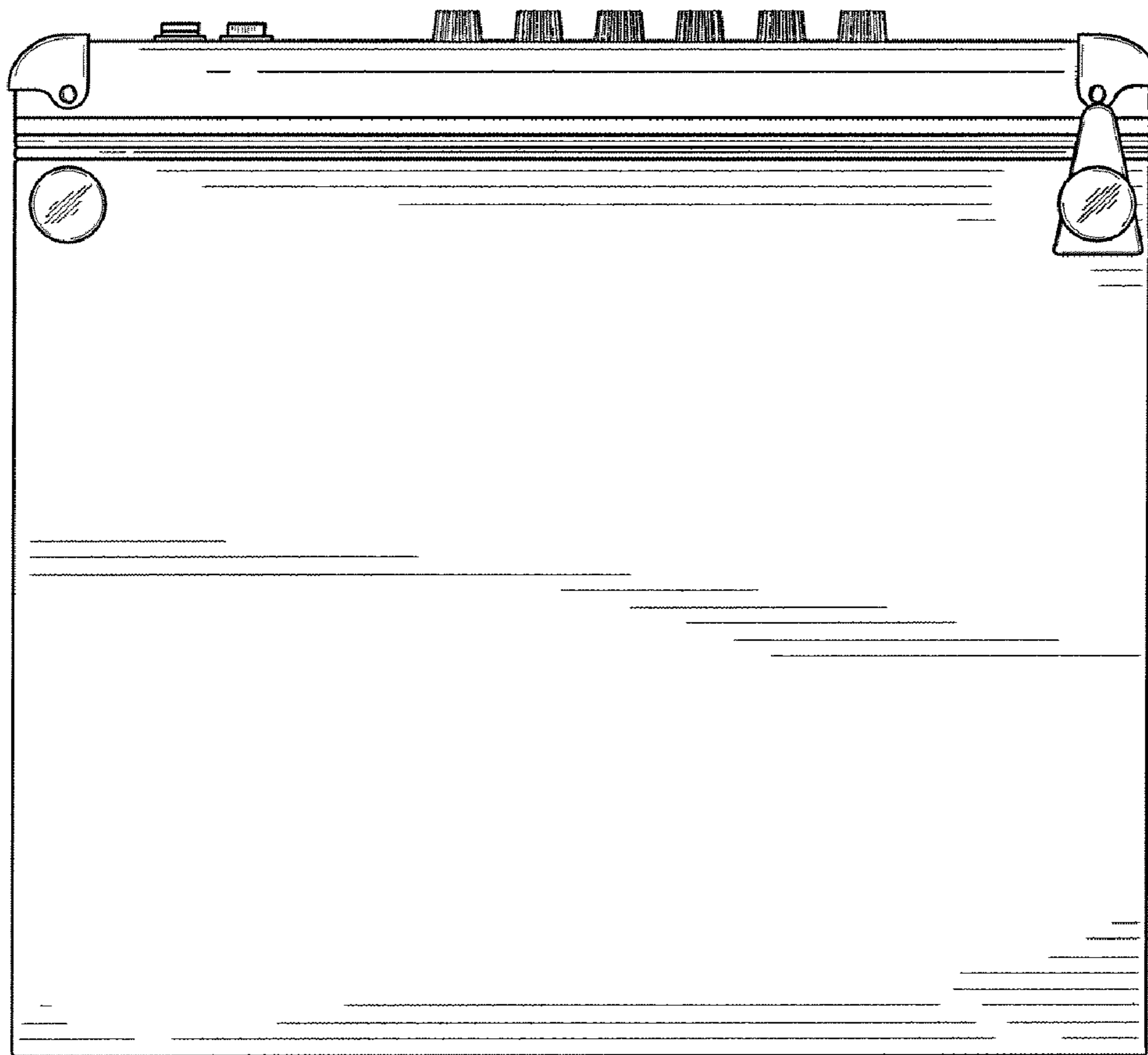


FIG. 7