



US00D679268S

(12) **United States Design Patent**
Won et al.

(10) **Patent No.:** **US D679,268 S**

(45) **Date of Patent:** **** Apr. 2, 2013**

(54) **STAND FOR A TV RECEIVER**

(75) Inventors: **Dong-Hee Won**, Seoul (KR); **Jun-Ho Yang**, Kyunggi-do (KR)

(73) Assignee: **Samsung Electronics Co., Ltd.**, Suwon, Kyunggi-do (KR)

(**) Term: **14 Years**

(21) Appl. No.: **29/422,068**

(22) Filed: **May 16, 2012**

(51) **LOC (9) Cl.** **14-03**

(52) **U.S. Cl.** **D14/239**

(58) **Field of Classification Search** D14/125–134, D14/239, 371, 136, 374–377, 440, 450, 448, D14/336, 342; 312/7.2; 348/836, 838, 180, 348/184, 325, 739; 341/12; 248/917–924, 248/465; 345/104, 133, 156, 168, 87, 173; 720/605, 669, 600, 655; 369/99, 197; 455/344, 455/347; D21/329, 515, 577, 622, 333, 433, D21/448, 452, 450, 331; D6/477, 479, 300; 273/148 B; 446/484, 175, 356; D10/15, D10/26

See application file for complete search history.

(56) **References Cited**

U.S. PATENT DOCUMENTS

D523,856 S * 6/2006 Phipps et al. D14/375
D532,759 S * 11/2006 Park D14/126
D540,754 S * 4/2007 Zheng et al. D14/126
D541,763 S * 5/2007 Kim D14/126
D542,747 S 5/2007 Kim et al.
D546,299 S * 7/2007 Honda et al. D14/126
D570,841 S 6/2008 Kim et al.
D572,682 S 7/2008 Won et al.
D573,118 S 7/2008 Yang et al.
D601,104 S 9/2009 Kim
D603,816 S 11/2009 Kim et al.
D603,817 S 11/2009 Kim et al.
D605,148 S 12/2009 Boo et al.
D605,149 S 12/2009 Kim et al.
D605,150 S 12/2009 Kim

D607,426 S 1/2010 Yang
D608,314 S 1/2010 Boo et al.
D609,201 S * 2/2010 Olivet D14/126
D614,596 S 4/2010 Won et al.
D615,509 S 5/2010 Song et al.
D615,510 S 5/2010 Won et al.
D615,511 S 5/2010 Shin et al.
D615,938 S 5/2010 Song et al.
D616,842 S 6/2010 Kim
D620,902 S 8/2010 Kim et al.
D625,278 S 10/2010 Kim et al.
D634,745 S 3/2011 Park et al.
D637,567 S * 5/2011 Kim et al. D14/126
D655,265 S 3/2012 Ann et al.
D656,117 S 3/2012 Won et al.
D656,914 S 4/2012 Shin et al.

OTHER PUBLICATIONS

U.S. Appl. No. 29/373 618, Applicant: Ji-Gwang Kim, et al., filed May 3, 2011 entitled Television Receiver.

* cited by examiner

Primary Examiner — Raphael Barkai
Assistant Examiner — Randall Gholson
(74) *Attorney, Agent, or Firm* — Flynn, Thiel, Boutell & Tanis, P.C.

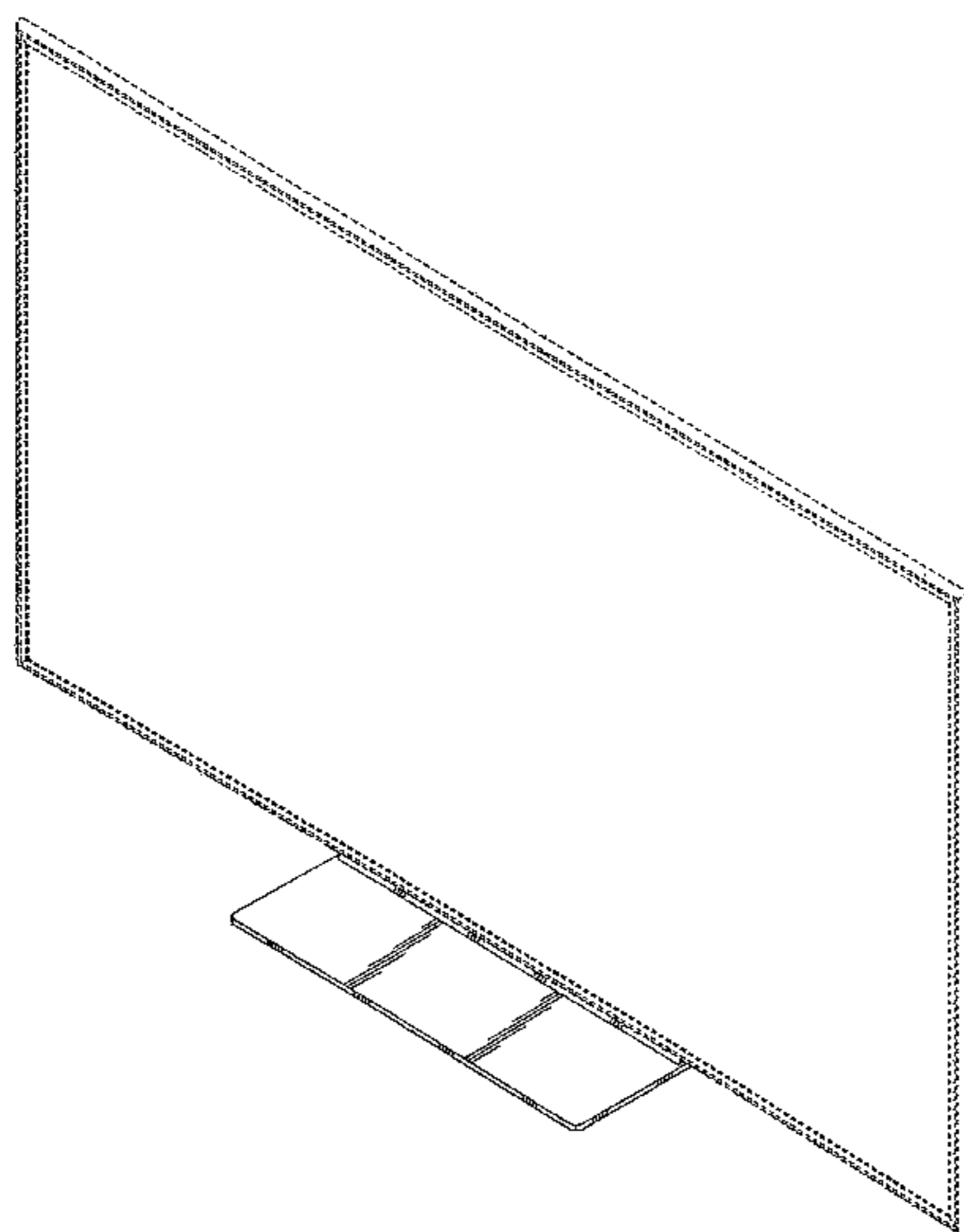
(57) **CLAIM**

The ornamental design for a stand for a TV receiver, as shown and described.

DESCRIPTION

FIG. 1 is a top front perspective view of a stand for a TV receiver showing our new design;
FIG. 2 is a front elevational view thereof;
FIG. 3 is a rear elevational view thereof;
FIG. 4 is a left side elevational view thereof;
FIG. 5 is a right side elevational view thereof;
FIG. 6 is a top plan view thereof; and,
FIG. 7 is a bottom plan view thereof.
The broken lines depict environmental subject matter only and form no part of the claimed design.

1 Claim, 5 Drawing Sheets



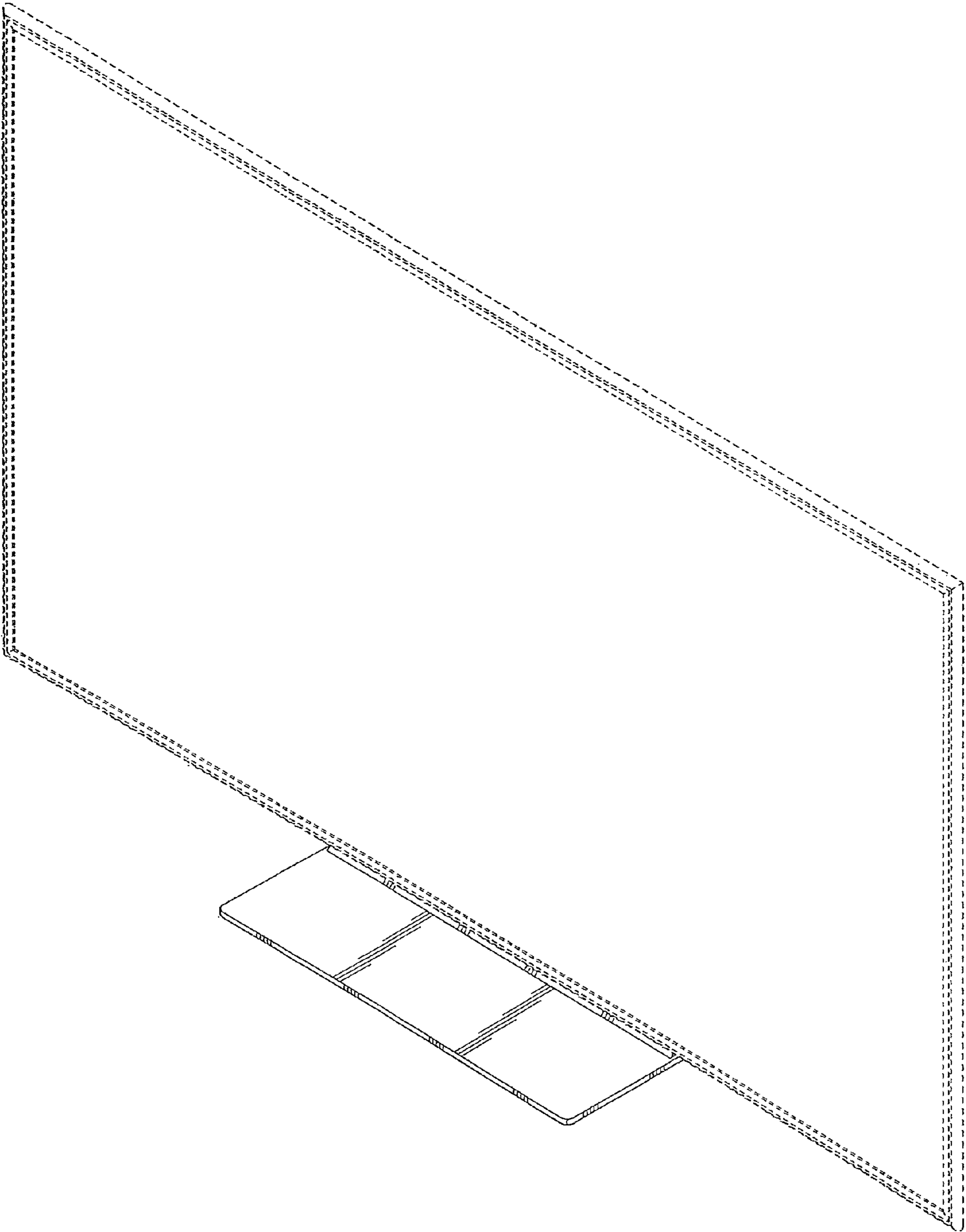


FIG.1




FIG.2

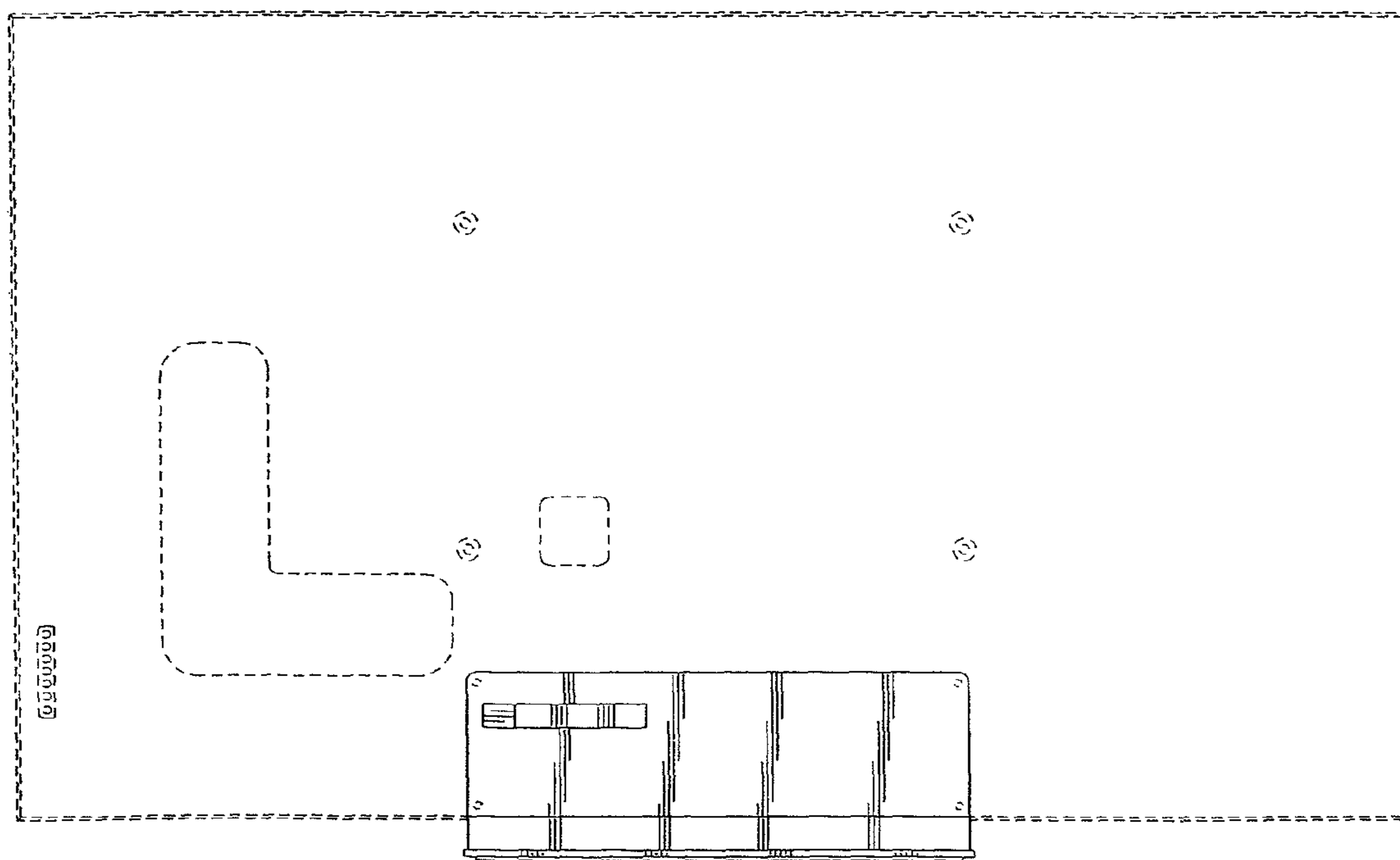


FIG.3




FIG. 4




FIG. 5

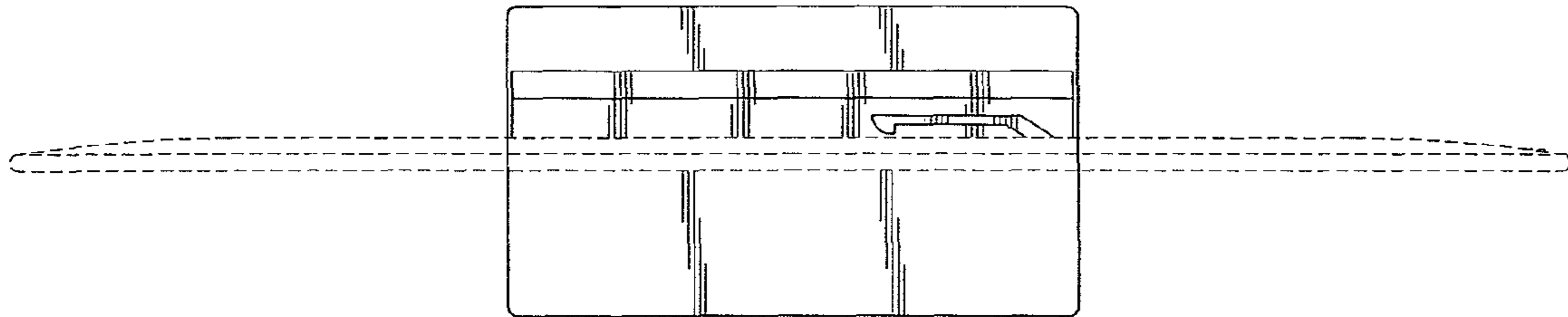


FIG. 6

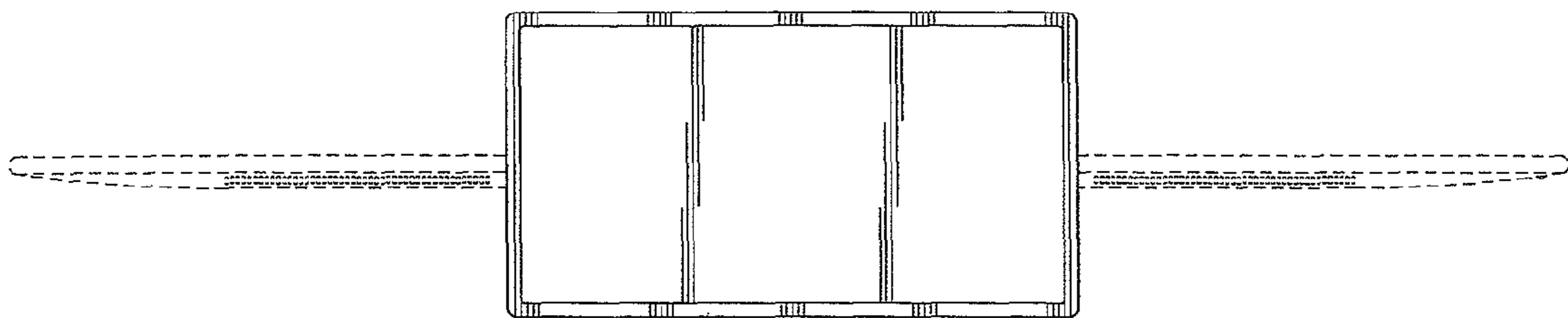


FIG. 7