



US00D679241S

(12) **United States Design Patent**
Fehl et al.

(10) **Patent No.:** **US D679,241 S**
(45) **Date of Patent:** **** Apr. 2, 2013**

(54) **TIRE**
(71) Applicants: **Helmut Wolfgang Fehl**, Schluechtern (DE); **Saburo Miyabe**, Grossauheim (DE); **Wolfgang Karl Maegerle**, Erlensee (DE); **Bernd Richard Loewenhaupt**, Groß-Rohrheim (DE); **Hartono Edy**, Hanau (DE); **Jaap Leendertse**, Milan (IT); **Thomas Günther Böhner**, Frankfurt am Main (DE)

(72) Inventors: **Helmut Wolfgang Fehl**, Schluechtern (DE); **Saburo Miyabe**, Grossauheim (DE); **Wolfgang Karl Maegerle**, Erlensee (DE); **Bernd Richard Loewenhaupt**, Groß-Rohrheim (DE); **Hartono Edy**, Hanau (DE); **Jaap Leendertse**, Milan (IT); **Thomas Günther Böhner**, Frankfurt am Main (DE)

(73) Assignee: **The Goodyear Tire & Rubber Company**, Akron, OH (US)

(**) Term: **14 Years**

(21) Appl. No.: **29/436,455**

(22) Filed: **Nov. 6, 2012**

(51) **LOC (9) Cl.** **12-15**

(52) **U.S. Cl.** **D12/524**

(58) **Field of Classification Search** D12/505-532, D12/900-901; 152/209.1-209.9, 209.11-209.19, 152/209.21-209.28, 455

See application file for complete search history.

(56) **References Cited**

U.S. PATENT DOCUMENTS

D432,956 S	10/2000	Ricquet	D12/141
D451,440 S	12/2001	Weber	D12/146
D451,441 S	12/2001	Weber	D12/146
D453,729 S	2/2002	Demagall et al.	D12/523
D513,603 S	* 1/2006	Shondel	D12/524

D558,126 S	12/2007	Shavers et al.	D12/519
D558,127 S	12/2007	Shavers et al.	D12/519
D559,767 S	1/2008	Graas et al.	D12/521
D582,340 S	* 12/2008	Shinkai	D12/524
D599,276 S	9/2009	Fontaine et al.	D12/519
D601,939 S	10/2009	Fontaine et al.	D12/519
D603,784 S	* 11/2009	Sareen et al.	D12/524
D609,161 S	2/2010	Fontaine et al.	D12/517
D610,961 S	* 3/2010	Tokizaki et al.	D12/524
D612,321 S	3/2010	Bott et al.	D12/519
D624,871 S	10/2010	Behr	D12/519
D626,910 S	11/2010	Bott et al.	D12/519
D630,998 S	1/2011	Schmalix et al.	D12/519
D634,261 S	3/2011	Schmalix et al.	D12/519
D634,699 S	3/2011	Fontaine et al.	D12/517
D644,593 S	9/2011	Fontaine et al.	D12/523
D659,633 S	5/2012	Bindner et al.	D12/521
D660,222 S	5/2012	Kim et al.	D12/519
D668,204 S	* 10/2012	Leendertse et al.	D12/524

* cited by examiner

Primary Examiner — Stacia Cadmus

(74) *Attorney, Agent, or Firm* — Richard B. O'Planick

(57) **CLAIM**

The ornamental design for a tire, as shown and described.

DESCRIPTION

FIG. 1 is a perspective view of a tire showing our new design, it being understood that the pattern repeats uniformly throughout the circumference of the tread;

FIG. 2 is a front elevational view thereof;

FIG. 3 is a right side elevational view thereof;

FIG. 4 is a left side elevational view thereof;

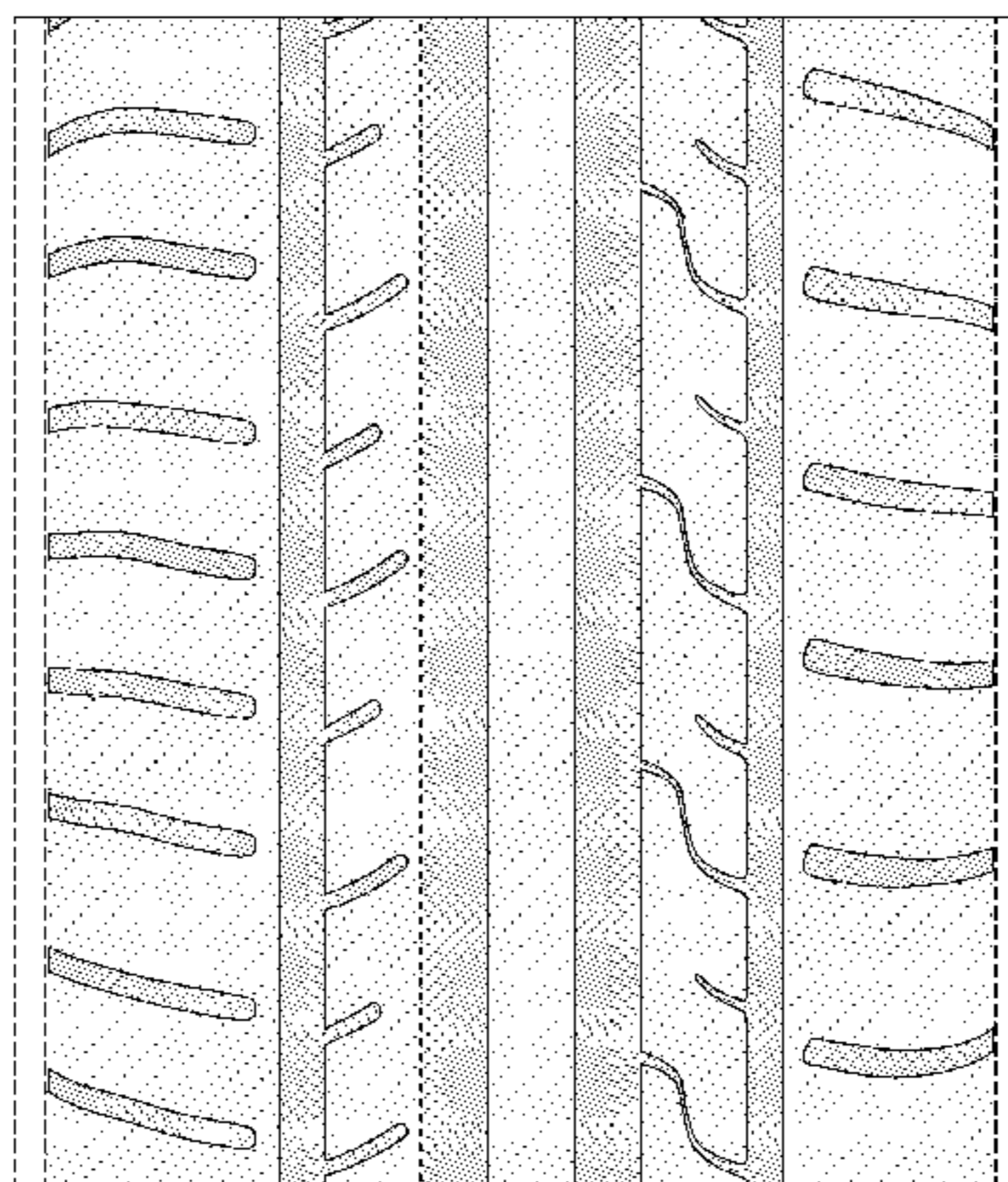
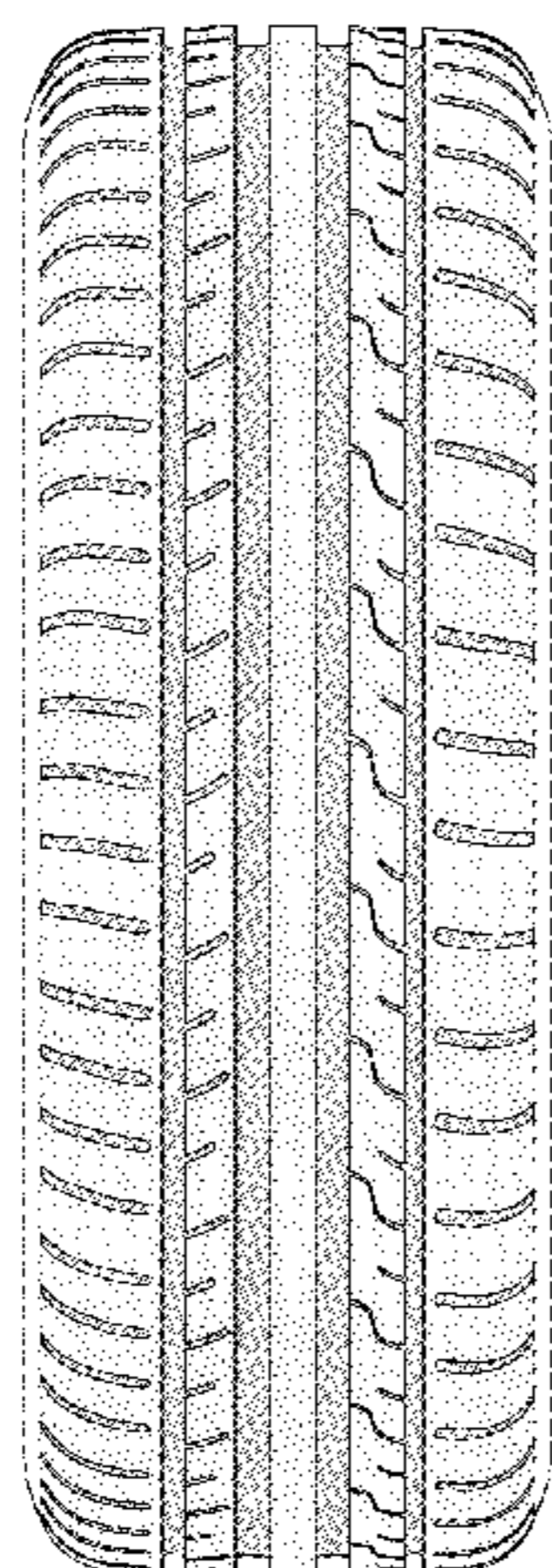
FIG. 5 is an enlarged fragmentary front elevational view thereof;

FIG. 6 is a perspective view of a second embodiment of a tire showing our new design, it being understood that the pattern repeats uniformly throughout the circumference of the tread; and,

FIG. 7 is a front elevational view of a second embodiment, it being understood that an enlarged fragmentary view thereof would be substantially identical to that shown in FIG. 5, with the exception of the inclusion of the sidewall in solid lines.

In the drawings, the broken lines showing of the sidewall, inner bead and the peripheral boundary between the tire tread and the sidewall in FIGS. 1 through 5 depict environmental subject matter and form no part of the claimed design.

1 Claim, 7 Drawing Sheets



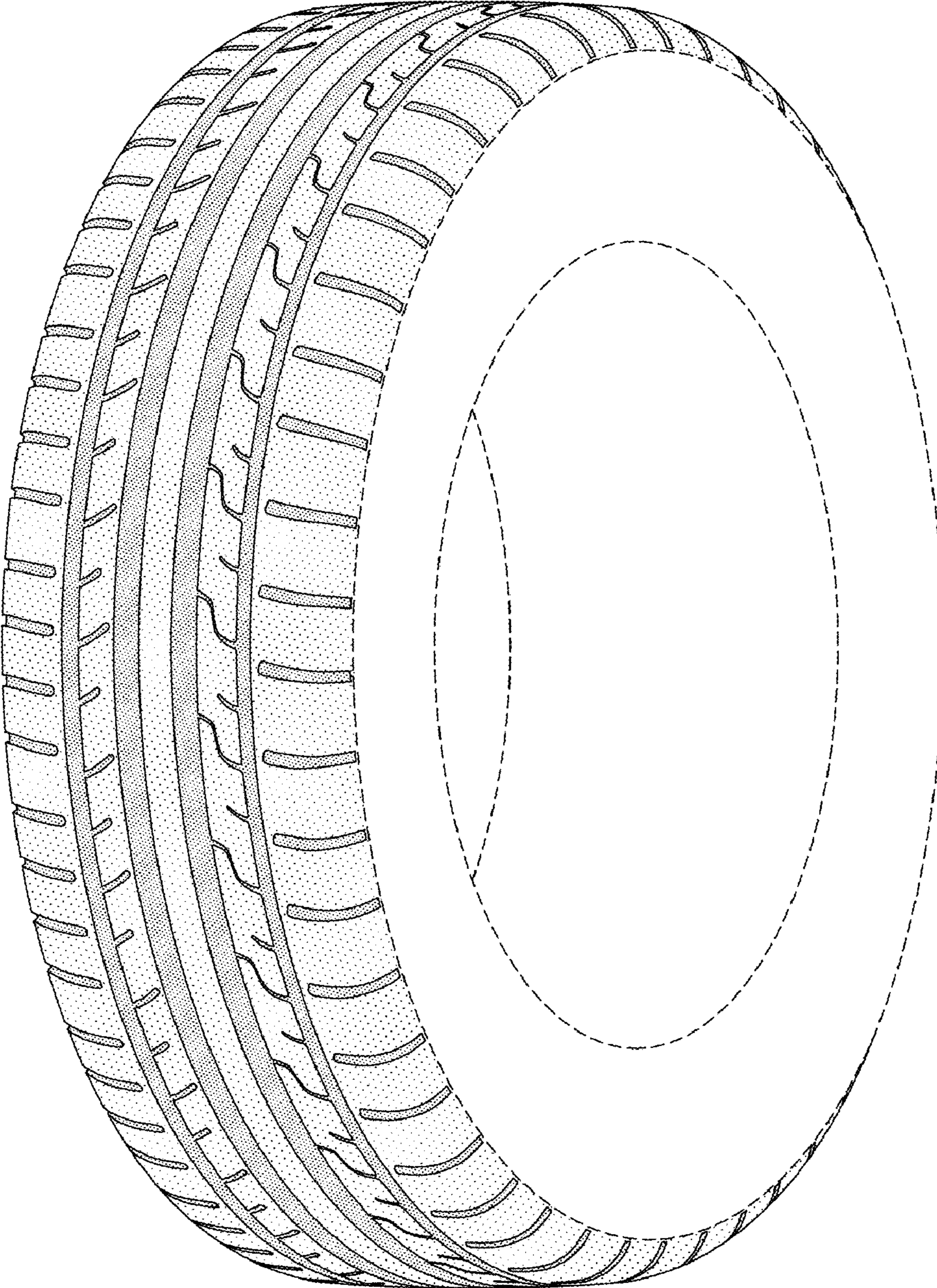


FIG-1

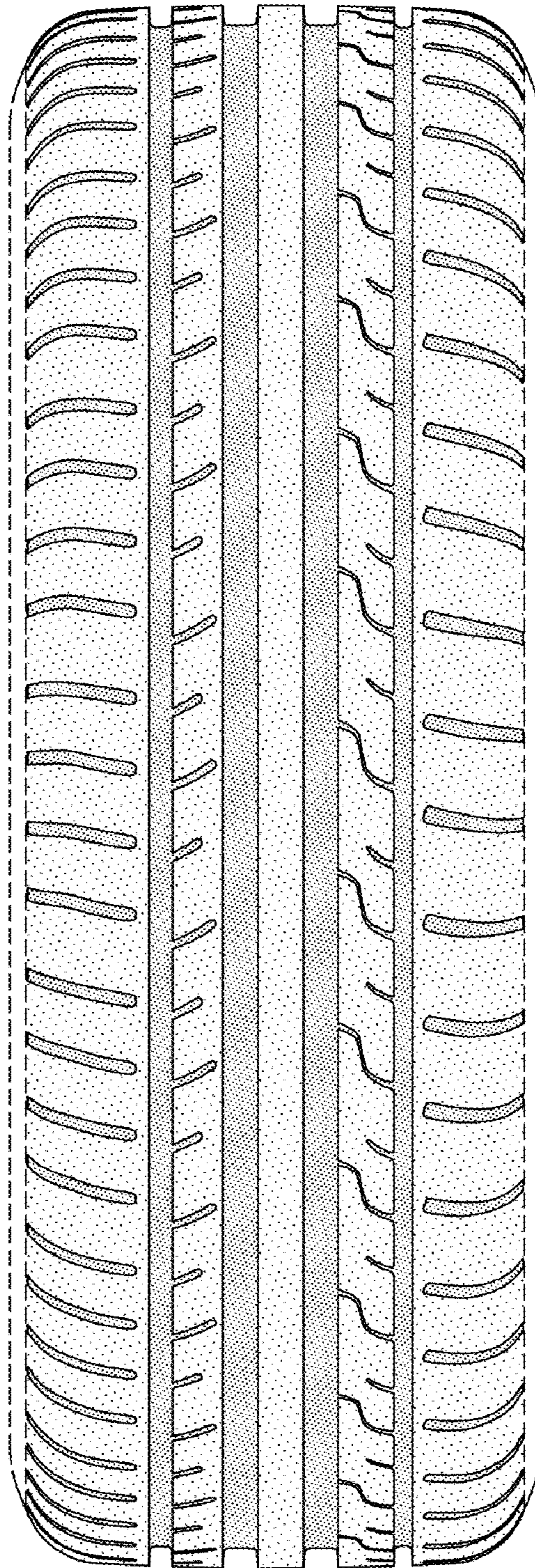


FIG-2

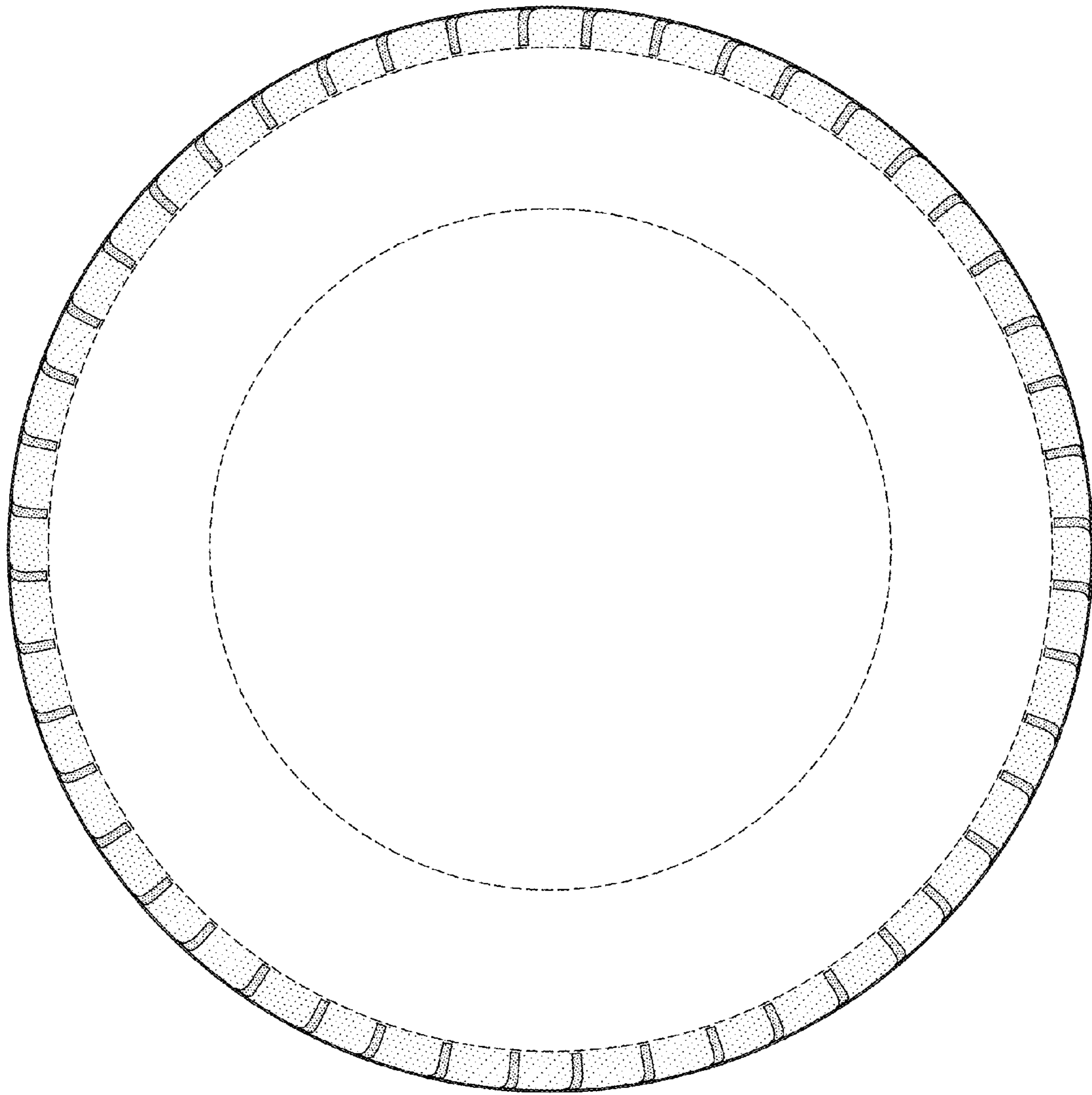


FIG-3

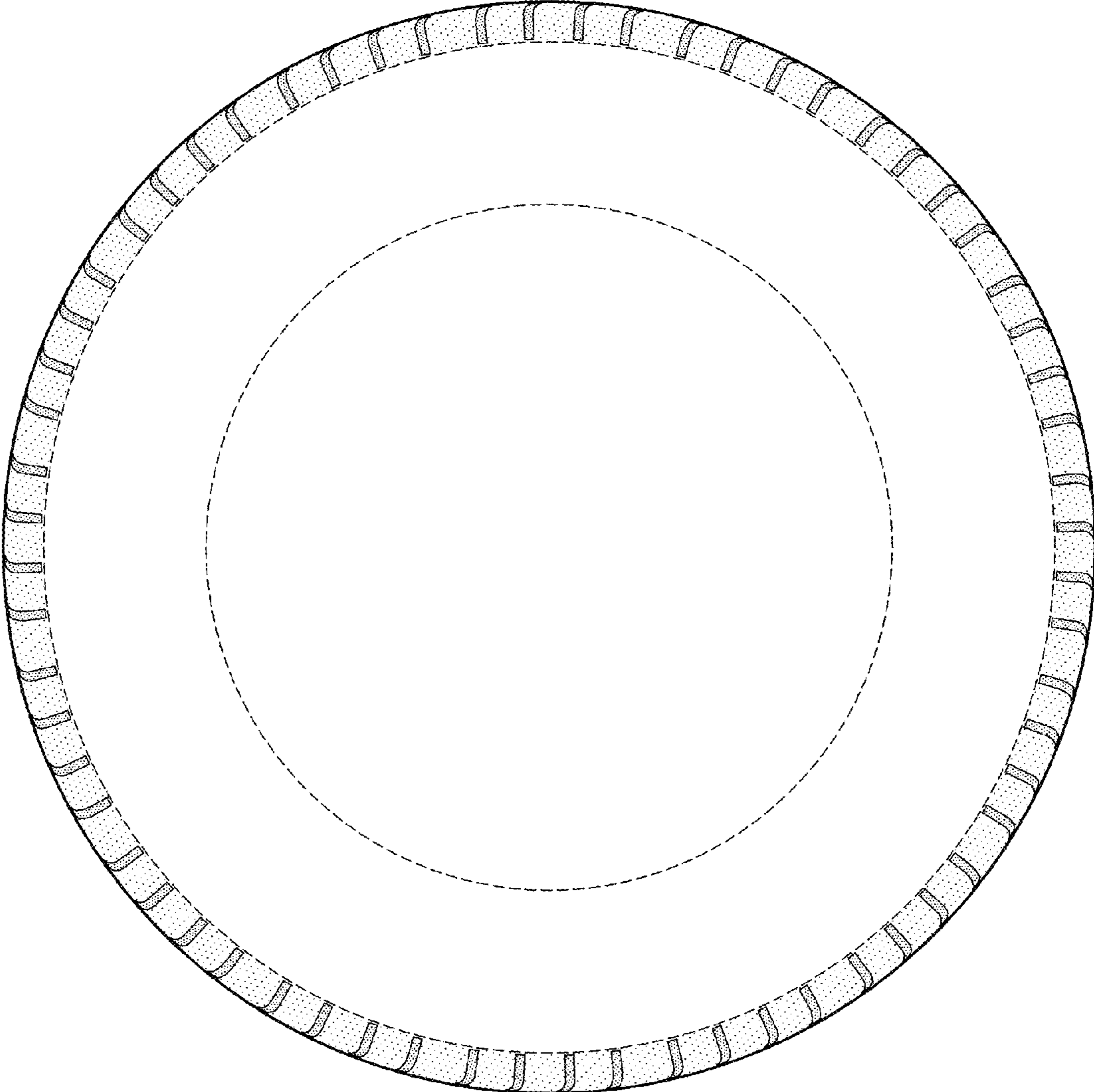


FIG-4

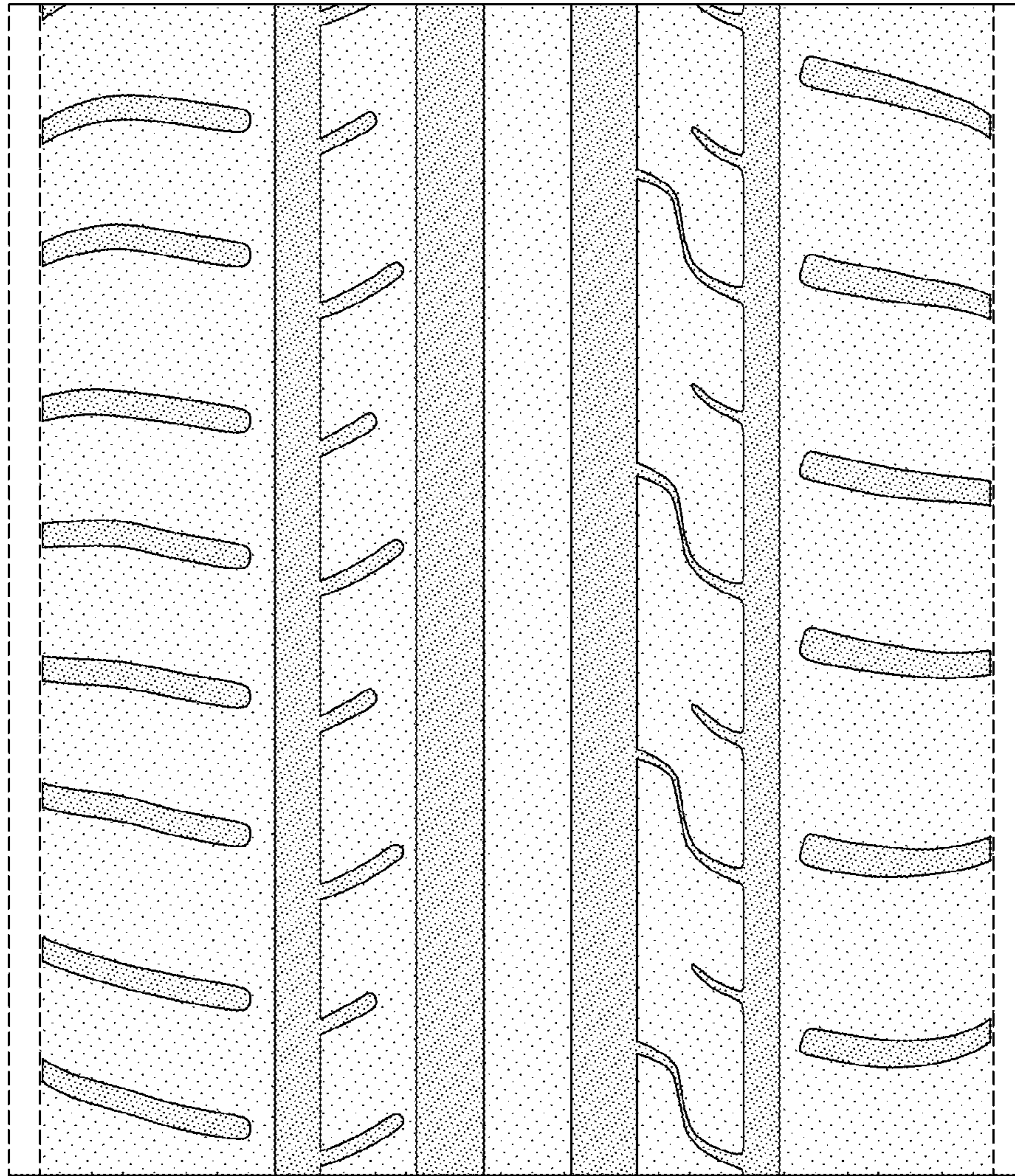


FIG-5

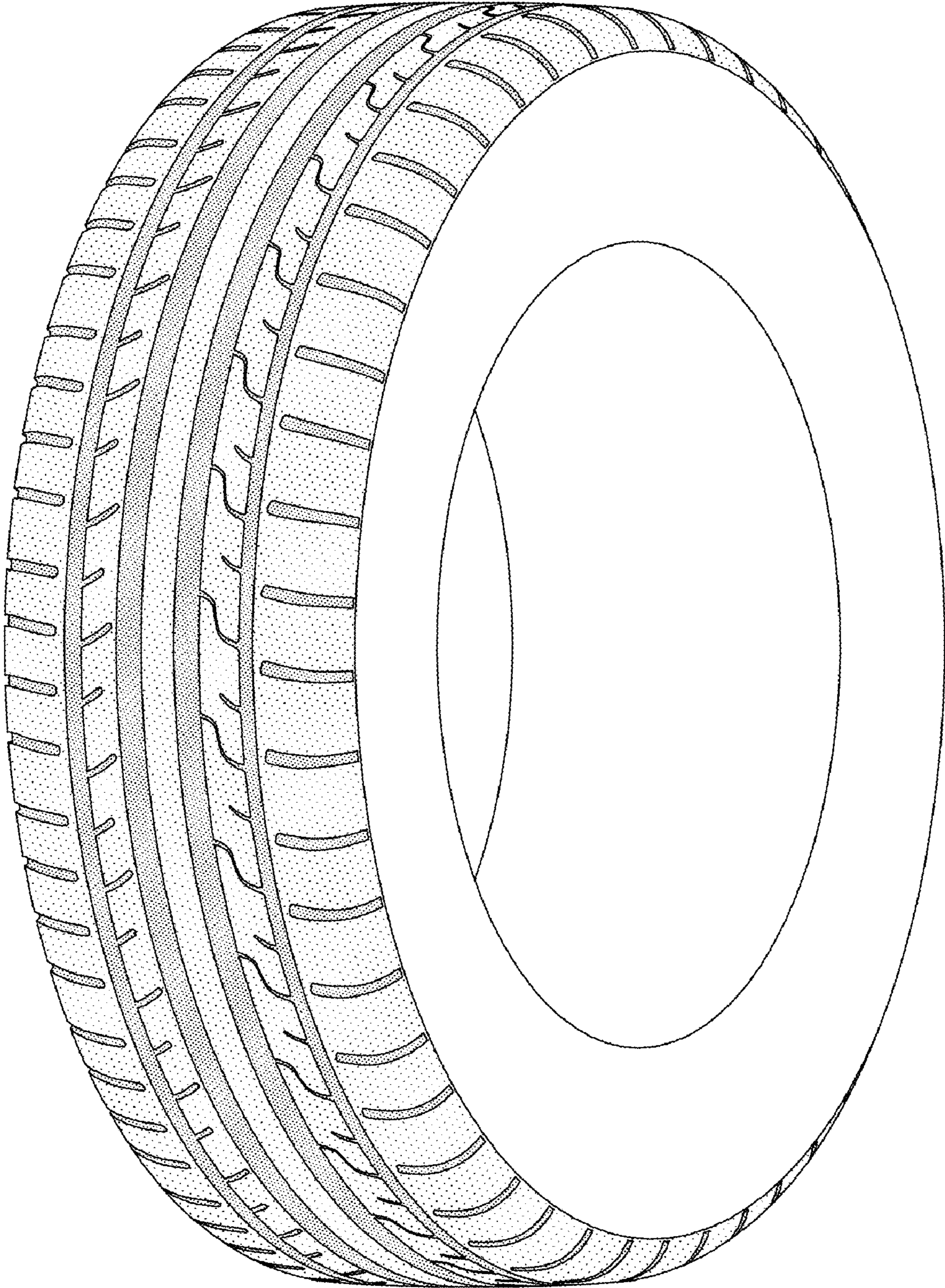


FIG-6

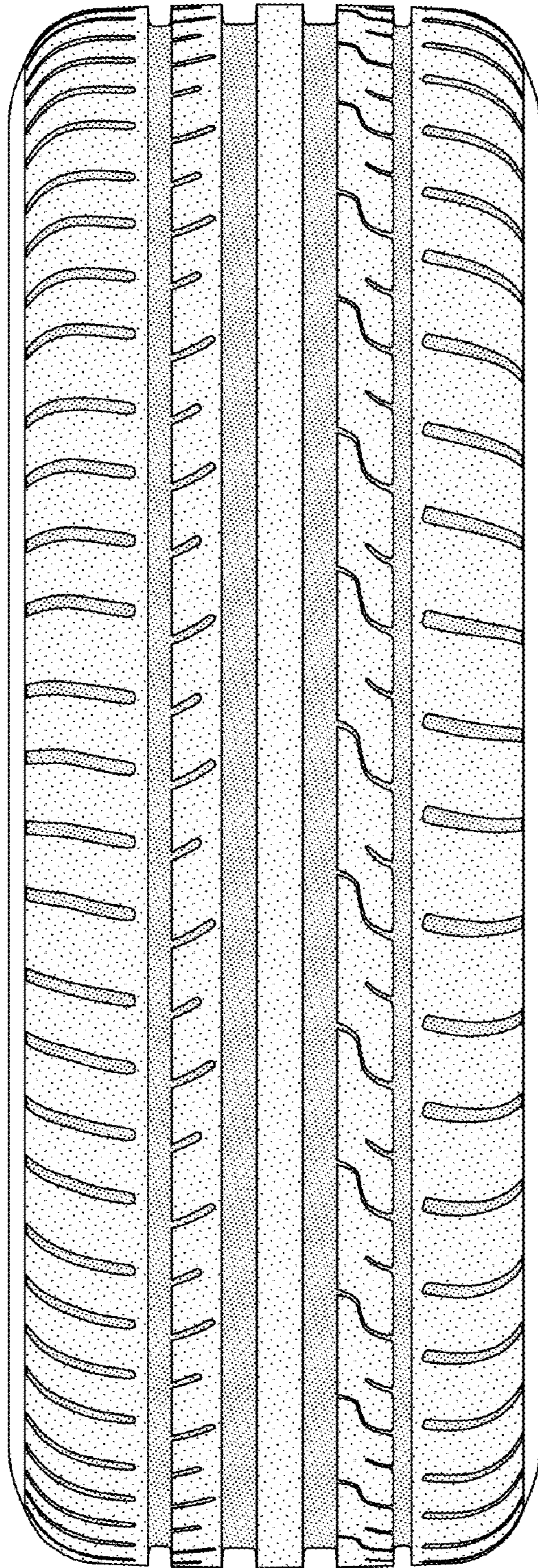


FIG-7