



US00D679230S

(12) **United States Design Patent**  
**Aikawa et al.**

(10) **Patent No.:** **US D679,230 S**

(45) **Date of Patent:** **\*\* Apr. 2, 2013**

(54) **FRONT FENDER FOR AUTOMOBILE**

(75) Inventors: **Masaki Aikawa**, Kanagawa-ken (JP);  
**Yuu Terada**, Kanagawa-ken (JP)

(73) Assignee: **Nissan Jidosha Kabushiki Kaisha**,  
Kanagawa (JP)

(\*\*) Term: **14 Years**

(21) Appl. No.: **29/395,074**

(22) Filed: **Nov. 17, 2011**

(51) **LOC (9) Cl.** ..... **12-16**

(52) **U.S. Cl.** ..... **D12/184**

(58) **Field of Classification Search** ..... D12/184,  
D12/196, 90-92, 181; 280/152.1, 847-849,  
280/851; 296/181.1, 181.5

See application file for complete search history.

(56) **References Cited**

U.S. PATENT DOCUMENTS

D585,347 S \* 1/2009 Kamimura ..... D12/184  
D598,346 S \* 8/2009 Buduo ..... D12/184  
D600,614 S \* 9/2009 Lamm ..... D12/184

D626,044 S \* 10/2010 Yamazaki ..... D12/181  
D658,100 S \* 4/2012 Kubo et al. .... D12/184  
D660,214 S \* 5/2012 Cartabiano et al. .... D12/184

FOREIGN PATENT DOCUMENTS

JP 1334927 S 7/2008

\* cited by examiner

*Primary Examiner* — Melody N Brown

(74) *Attorney, Agent, or Firm* — Fross Zelnick Lehrman &  
Zissu, P.C.; Lawrence E. Apolzon, Esq.


(57) **CLAIM**

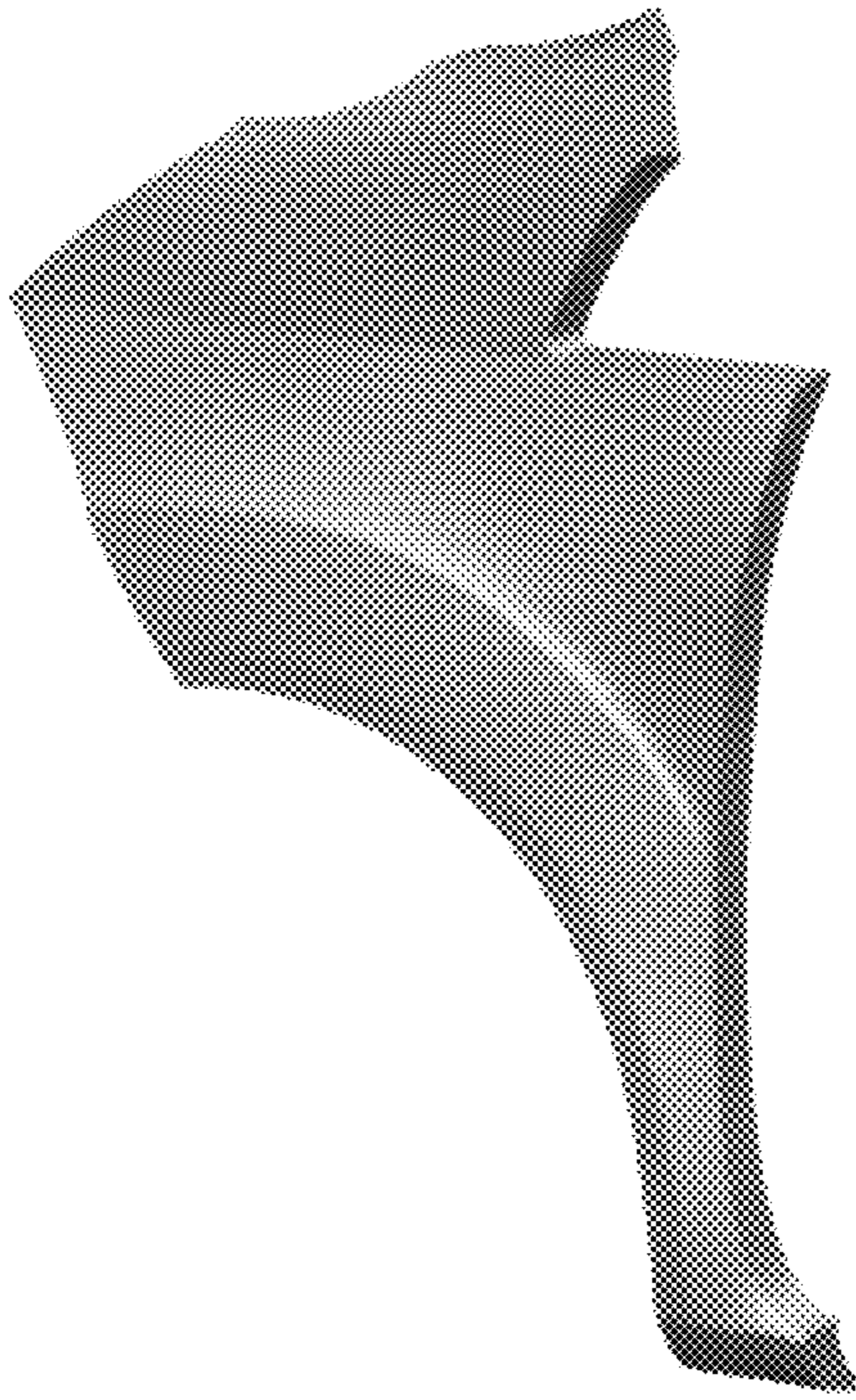
The ornamental design for a front fender for automobile, as  
shown and described.

**DESCRIPTION**


FIG. 1 is a perspective view of the front, and right side of a  
front fender for automobile showing our new design;  
FIG. 2 is a perspective view of front and left side thereof;  
FIG. 3 is a front view thereof;  
FIG. 4 is a left side view thereof;  
FIG. 5 is a right side view thereof;  
FIG. 6 is a top view thereof; and,  
FIG. 7 is a bottom view thereof.

**1 Claim, 2 Drawing Sheets**






*FIG. 1*



*FIG. 2*



*FIG. 3*




FIG. 4




FIG. 5




FIG. 6




FIG. 7