

US00D679222S

(12) **United States Design Patent**
Frei et al.

(10) **Patent No.:** **US D679,222 S**

(45) **Date of Patent:** **** Apr. 2, 2013**

(54) **VEHICLE, TOY, AND/OR REPLICAS THEREOF**

Primary Examiner — Melody Brown

(74) *Attorney, Agent, or Firm* — Crowell & Moring LLP

(75) Inventors: **Michael Frei**, Stuttgart (DE);
Hans-Dieter Futschik, Stuttgart (DE);
Robert Lesnik, Stuttgart (DE); **Gorden Wagener**, Stuttgart (DE)

(57) **CLAIM**

The ornamental design for a vehicle, toy, and/or replicas thereof, as shown and described.

(73) Assignee: **Daimler AG**, Stuttgart (DE)

DESCRIPTION

(**) Term: **14 Years**

(21) Appl. No.: **29/430,588**

(22) Filed: **Aug. 28, 2012**

(30) **Foreign Application Priority Data**

Feb. 29, 2012 (EM) 001315956-0001

(51) **LOC (9) Cl.** **12-08**

(52) **U.S. Cl.** **D12/92**

(58) **Field of Classification Search** D12/86,
D12/90–92, 99; D21/424, 433, 434; 296/181.1,
296/181.5

See application file for complete search history.

This application contains subject matter related to the following co-pending U.S. design patent applications:

Application Ser. No. 29/430,625, filed herewith and entitled

“Front Portion of a Vehicle, Toy, and/or Replicas Thereof”;

Application Ser. No. 29/430,628, filed herewith and entitled

“Front Portion of a Vehicle, Toy, and/or Replicas Thereof”;

Application Ser. No. 29/430,581, filed herewith and entitled

“Front Bumper for a Vehicle”;

Application Ser. No. 29/430,584, filed herewith and entitled

“Front Bumper for a Vehicle”.

Application Ser. No. 29/430,587, filed herewith and entitled

“Rear Bumper for a Vehicle”; and

Application Ser. No. 29/430,620, filed herewith and entitled

“Radiator Grill for a Vehicle”.

FIG. 1 is a left, front perspective view of a vehicle, toy, and/or replicas thereof according to our design;

FIG. 2 is a left, rear perspective view thereof;

FIG. 3 is a left side view thereof;

FIG. 4 is a right side view thereof;

FIG. 5 is a front view thereof;

FIG. 6 is a rear view thereof; and,

FIG. 7 is a top view thereof.

The broken lines are for illustrative purposes only and form no part of the claimed design.


(56) **References Cited**

U.S. PATENT DOCUMENTS

D580,826 S *	11/2008	Rhoades et al.	D12/92
D596,078 S *	7/2009	Pfeiffer et al.	D12/92
D596,079 S *	7/2009	Pfeiffer et al.	D12/92
D635,059 S *	3/2011	Futschik et al.	D12/92
D635,893 S *	4/2011	Baur et al.	D12/92

* cited by examiner

1 Claim, 6 Drawing Sheets



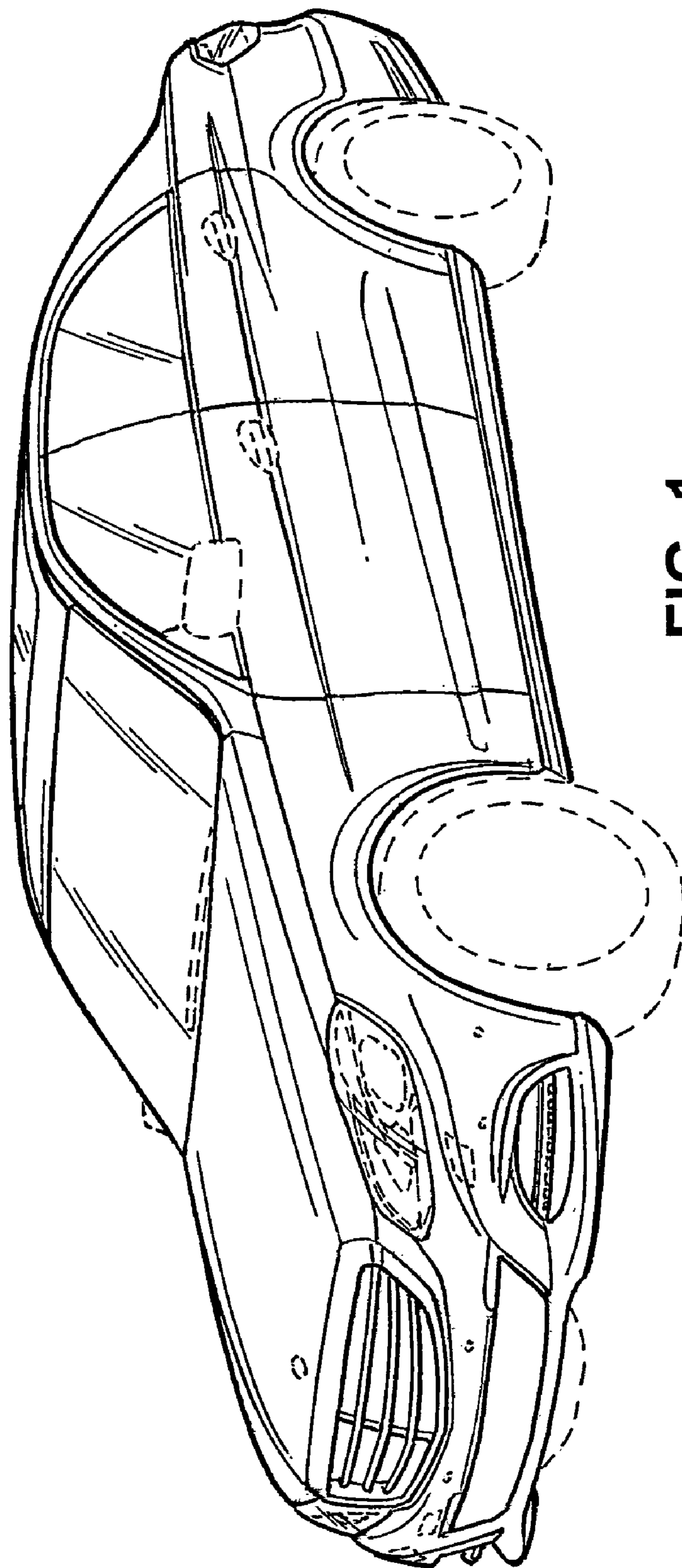


FIG. 1

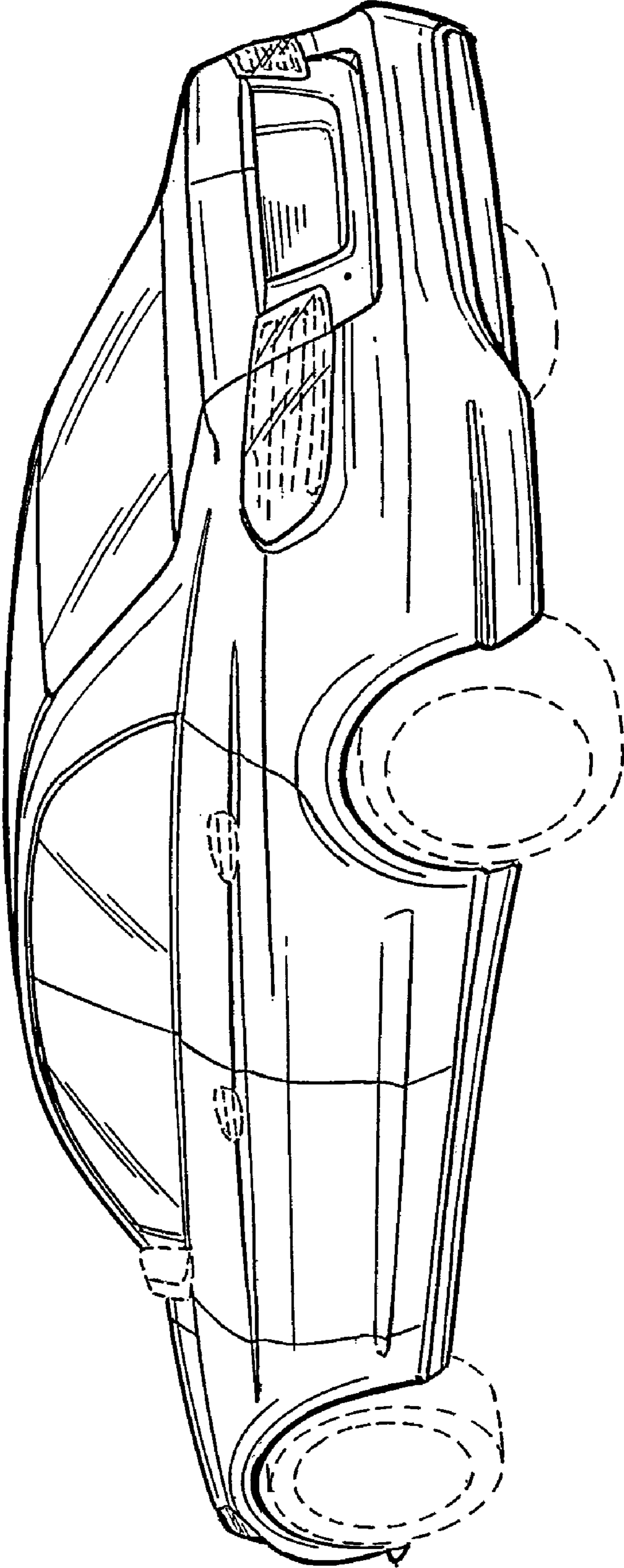


FIG. 2

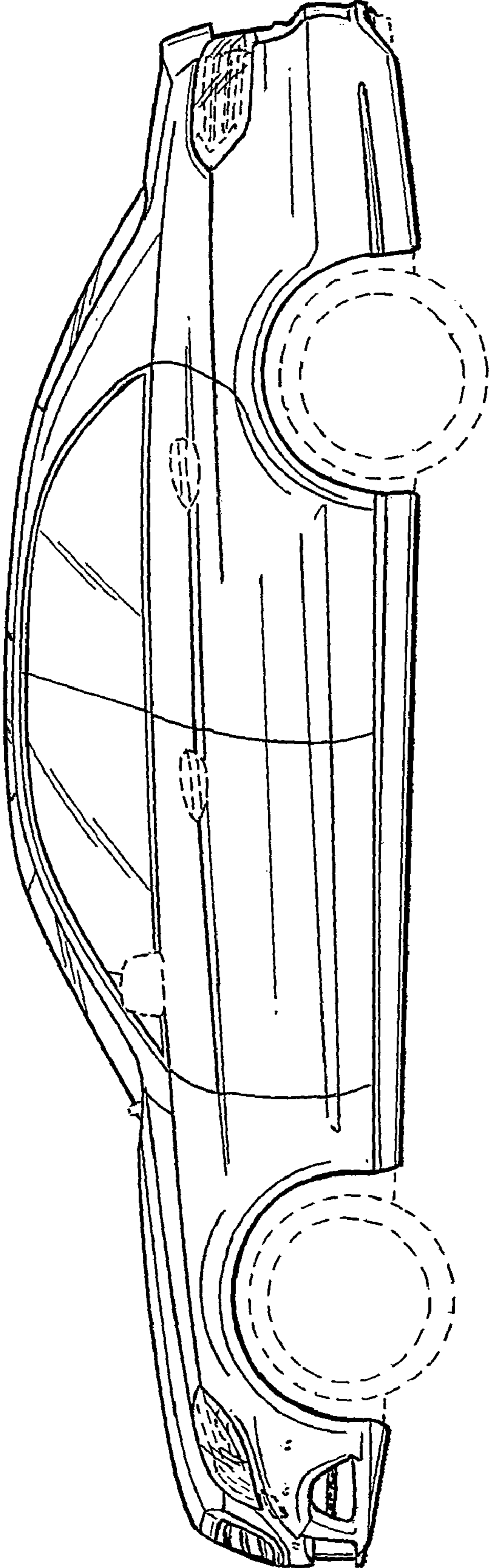


FIG. 3

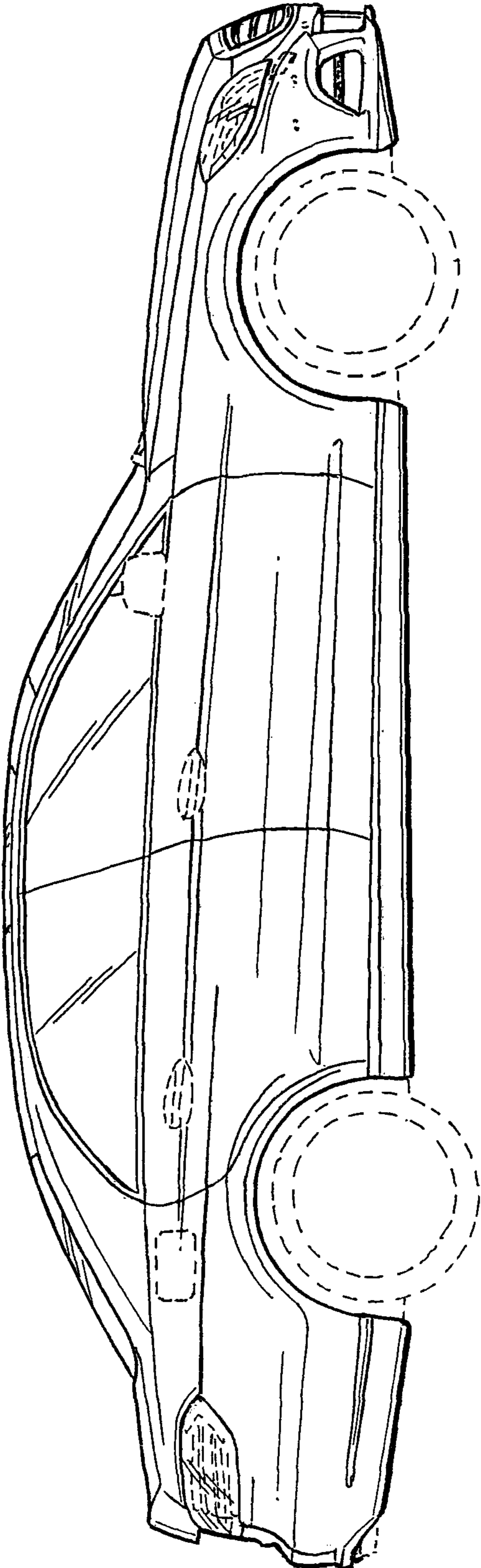


FIG. 4




FIG. 5




FIG. 6

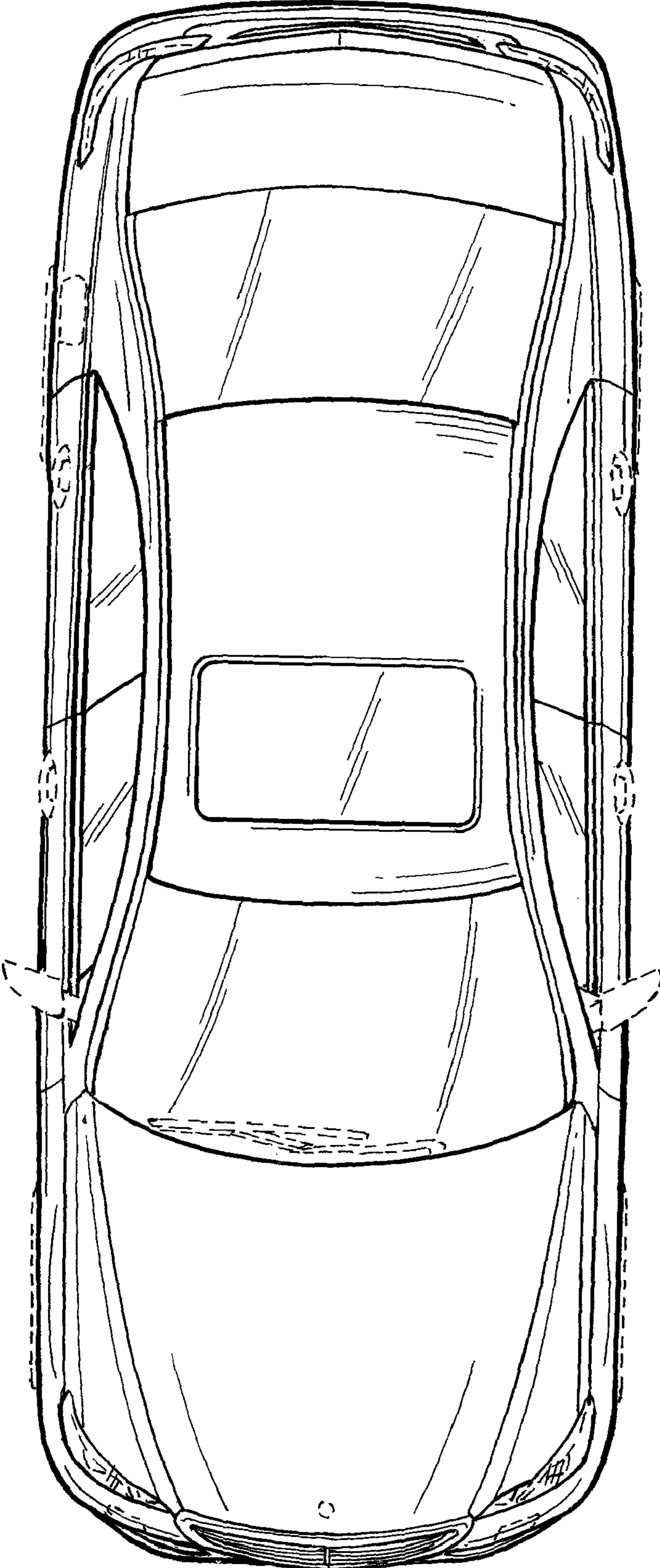


FIG. 7