



US00D679220S

(12) **United States Design Patent**
Aikawa et al.

(10) **Patent No.:** **US D679,220 S**
(45) **Date of Patent:** **** Apr. 2, 2013**

(54) **VEHICLE BODY, TOY AND/OR REPLICA**

FOREIGN PATENT DOCUMENTS

(75) Inventors: **Masaki Aikawa**, Kanagawa-ken (JP);
Yuu Terada, Kanagawa-ken (JP)

JP 1330474 S 5/2008

* cited by examiner

(73) Assignee: **Nissan Motor Co., Ltd.**, Kanagawa (JP)

Primary Examiner — Melody N Brown

(**) Term: **14 Years**

(74) *Attorney, Agent, or Firm* — Fross Zelnick Lehrman & Zissu, P.C.; Lawrence E. Apolzon, Esq.

(21) Appl. No.: **29/395,073**

(22) Filed: **Nov. 17, 2011**

(51) **LOC (9) Cl.** **12-08**

(52) **U.S. Cl.** **D12/91**

(58) **Field of Classification Search** D12/86,
D12/90–92, 88; D21/424, 433, 434; 296/181.1,
296/181.5

See application file for complete search history.

(57) **CLAIM**

The ornamental design for a vehicle body, toy and/or replica, as shown and described.

DESCRIPTION

FIG. 1 is a perspective view of the top, front, and right side of a vehicle body, toy and/or replica showing our new design; FIG. 2 is a perspective view of the top, rear and left side thereof;

FIG. 3 is a front view thereof;

FIG. 4 is a rear view thereof;

FIG. 5 is a left side view thereof;

FIG. 6. is a right side view thereof; and,


FIG. 7. is a top view thereof.

(56) **References Cited**

U.S. PATENT DOCUMENTS

D622,634 S *	8/2010	Yamamoto et al.	D12/91
D631,398 S *	1/2011	Oda et al.	D12/91
D633,009 S *	2/2011	Matei et al.	D12/91
D646,606 S *	10/2011	Kato et al.	D12/91
D657,715 S *	4/2012	Hakamata et al.	D12/91
D666,527 S *	9/2012	Li et al.	D12/91
D666,944 S *	9/2012	Morikawa et al.	D12/91

1 Claim, 4 Drawing Sheets






FIG. 1




FIG. 2




FIG. 3




FIG. 4




FIG. 5




FIG. 6




FIG. 7