



US00D679210S

(12) **United States Design Patent**  
**Saikawa et al.**

(10) **Patent No.:** **US D679,210 S**

(45) **Date of Patent:** **\*\* Apr. 2, 2013**

(54) **CONTROL PANEL FOR ELEVATOR**

(75) Inventors: **Yoshinori Saikawa**, Chiyoda-ku (JP);  
**Toshihisa Ogura**, Chiyoda-ku (JP); **Eiji Yuasa**, Chiyoda-ku (JP)

(73) Assignee: **Mitsubishi Electric Corporation**,  
Tokyo (JP)

(\*\*) Term: **14 Years**

(21) Appl. No.: **29/400,218**

(22) Filed: **Aug. 24, 2011**

(30) **Foreign Application Priority Data**

Apr. 13, 2011 (JP) ..... 2011-008455  
Apr. 13, 2011 (JP) ..... 2011-008456  
Apr. 13, 2011 (JP) ..... 2011-008457  
Apr. 13, 2011 (JP) ..... 2011-008458

(51) **LOC (9) Cl.** ..... **10-05**

(52) **U.S. Cl.** ..... **D10/108; D13/164**

(58) **Field of Classification Search** ..... D13/162,  
D13/164; D10/108, 106.95; D14/388, 390;  
187/380, 395, 396, 397  
See application file for complete search history.

(56) **References Cited**

**U.S. PATENT DOCUMENTS**

D214,705 S \* 7/1969 Morrison ..... D10/108  
4,149,614 A \* 4/1979 Mandel et al. .... 187/397  
D267,870 S \* 2/1983 Bevilaqua et al. .... D13/164  
D268,668 S \* 4/1983 Bevilaqua et al. .... D13/164  
D283,687 S \* 5/1986 Walser ..... D10/108  
D327,856 S \* 7/1992 Loew et al. .... D10/106.95  
D363,247 S \* 10/1995 Raymond ..... D10/108  
5,507,366 A \* 4/1996 Huang ..... 187/395  
5,679,934 A \* 10/1997 Juntunen et al. .... 187/395  
D392,907 S \* 3/1998 Buckley, III ..... D10/108  
5,821,479 A \* 10/1998 Kondo et al. .... 187/395  
5,969,306 A \* 10/1999 Velauthapillai et al. .... 187/395  
6,029,778 A \* 2/2000 Lacarte Estallo ..... 187/414  
6,161,654 A \* 12/2000 Sirigu et al. .... 187/391  
6,321,877 B2 \* 11/2001 Yamakawa ..... 187/391  
6,845,850 B1 \* 1/2005 Schneck ..... 187/395

6,997,288 B2 \* 2/2006 Kakko et al. .... 187/391  
7,021,428 B2 \* 4/2006 Han et al. .... 187/395  
7,040,458 B2 \* 5/2006 Forsythe et al. .... 187/396  
D533,894 S \* 12/2006 Chan ..... D18/7  
7,284,639 B2 \* 10/2007 Sasaki et al. .... 187/395  
7,404,470 B2 \* 7/2008 Felder et al. .... 187/395  
7,445,090 B2 \* 11/2008 Bodmer et al. .... 187/391  
D589,832 S \* 4/2009 Ogura et al. .... D10/108  
D596,977 S \* 7/2009 Ogura et al. .... D10/108  
D598,396 S \* 8/2009 Lee ..... D13/162  
D615,896 S \* 5/2010 Rusanen et al. .... D10/108  
D620,455 S \* 7/2010 Teixeira Pinto Dias ..... D13/164  
D620,457 S \* 7/2010 Maurer et al. .... D13/177  
8,096,388 B2 \* 1/2012 Nakamura ..... 187/391  
2003/0164267 A1 \* 9/2003 Hikita ..... 187/391  
2004/0245052 A1 \* 12/2004 Felder ..... 187/395  
2005/0224297 A1 \* 10/2005 Felder et al. .... 187/395  
2006/0054421 A1 \* 3/2006 Ikeda ..... 187/395  
2011/0024240 A1 \* 2/2011 Rusanen et al. .... 187/395

\* cited by examiner

*Primary Examiner* — Selina Sikder  
(74) *Attorney, Agent, or Firm* — Sughrue Mion, PLLC

(57) **CLAIM**

The ornamental design for a control panel for elevator, as shown and described.

**DESCRIPTION**

FIG. 1 is a front, top and right side perspective view of a control panel for elevator, showing our new design;  
FIG. 2 is a front elevational view thereof;  
FIG. 3 is a rear elevational view thereof;  
FIG. 4 is a right side elevational view thereof;  
FIG. 5 is a top plan view thereof;  
FIG. 6 is a bottom plan view thereof;  
FIG. 7 is an enlarged cross-sectional view thereof; taken along line 7-7 of FIG. 2, with the internal system omitted;  
FIG. 8 is a reference view showing the control panel for elevator in use thereof;  
FIG. 9 is an alternate front elevation view of embodiment one thereof;  
FIG. 10 is an another alternate front elevation view of embodiment one thereof; and,  
FIG. 11 is yet another alternate front elevation view of embodiment one thereof.  
The broken lines shown in FIG. 8 view are for the purpose of illustrating environmental structure and form no part of the claimed design.

**1 Claim, 8 Drawing Sheets**

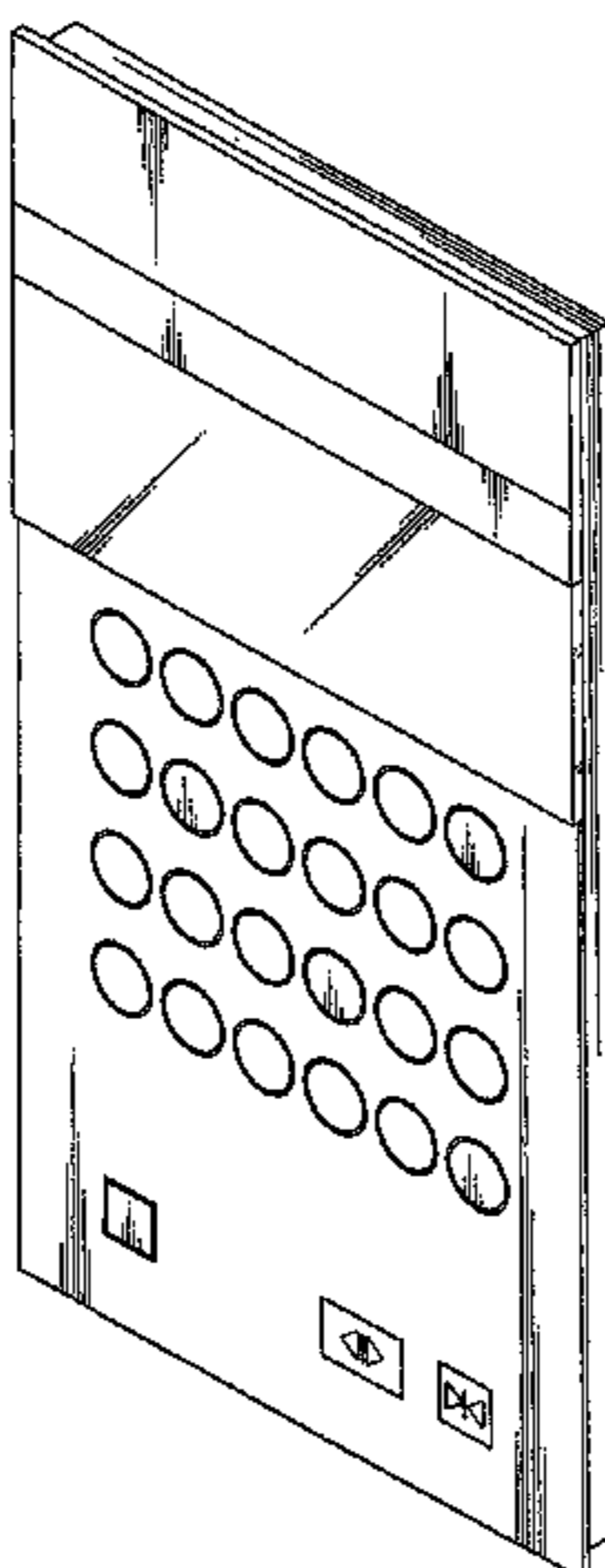


Fig. 1

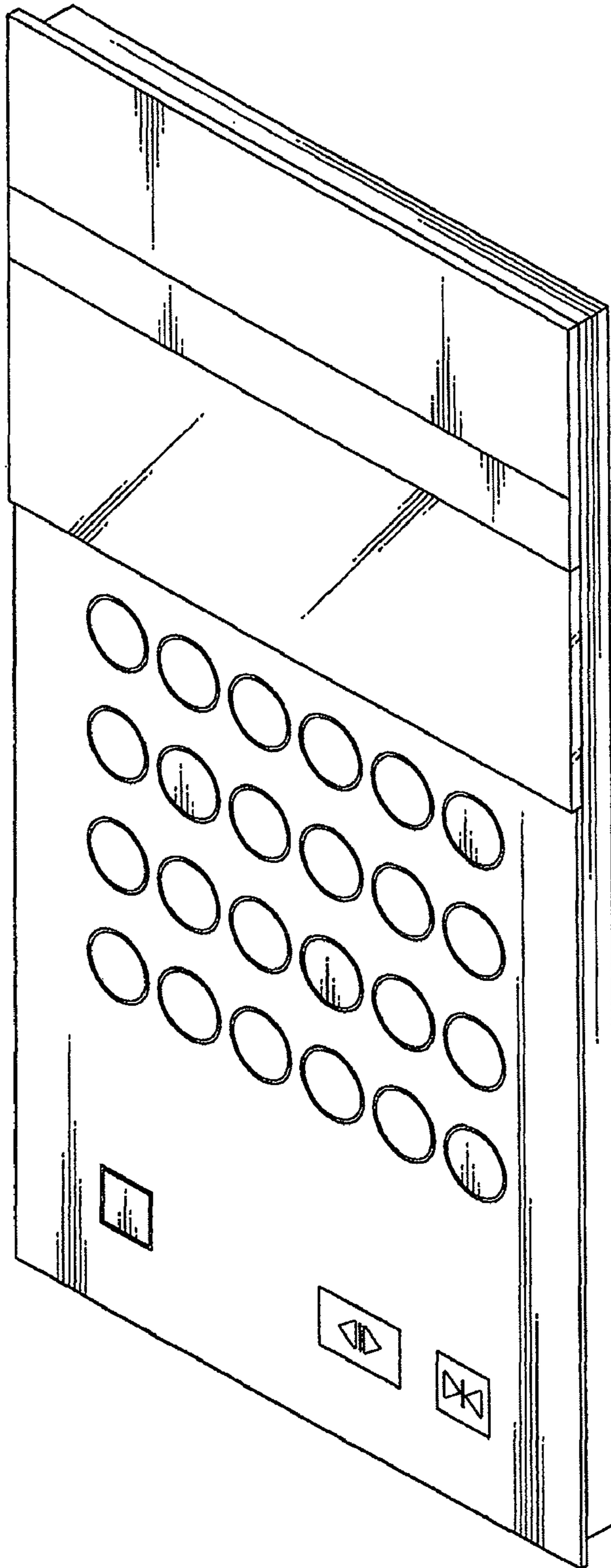


Fig. 2

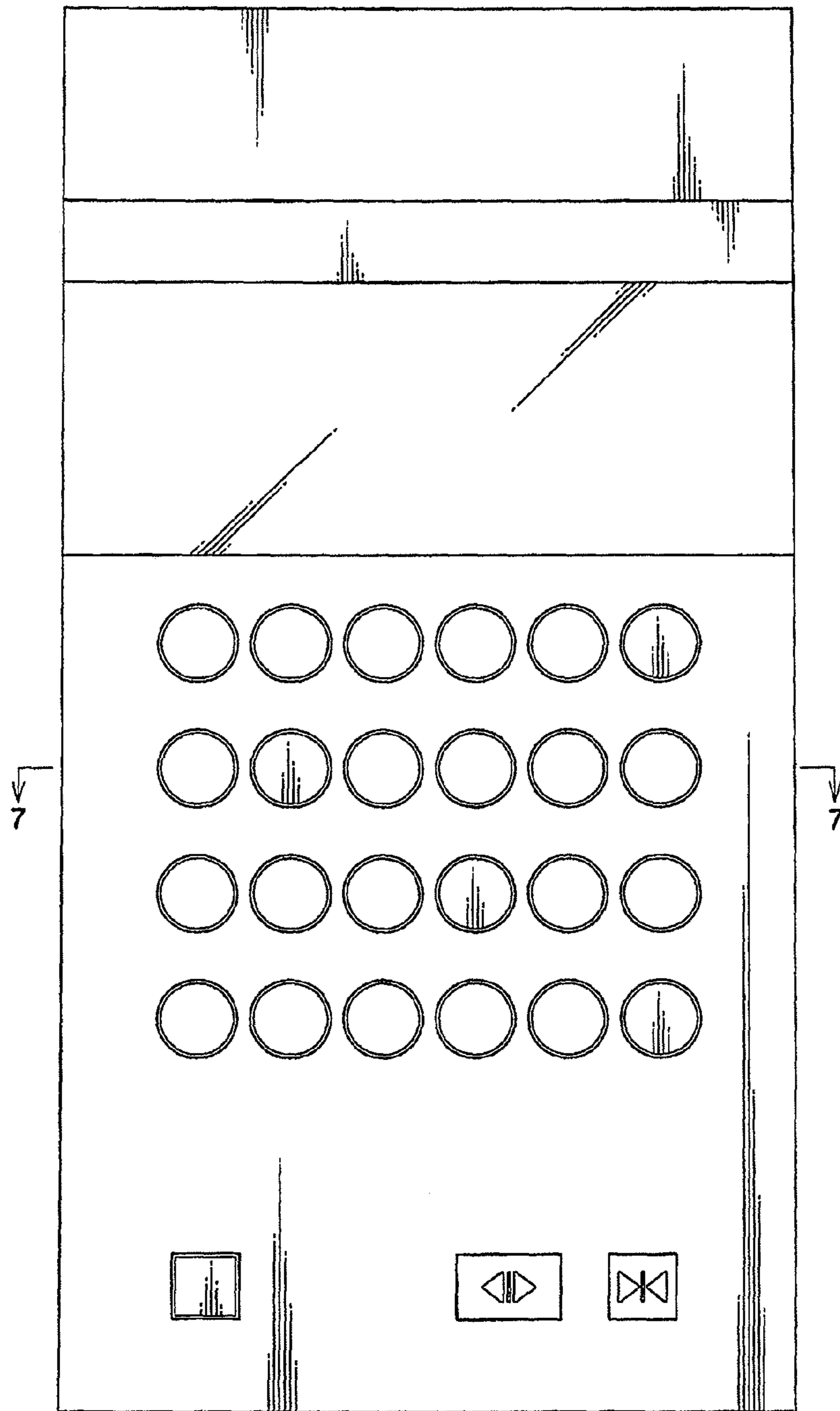


Fig. 3




Fig. 4

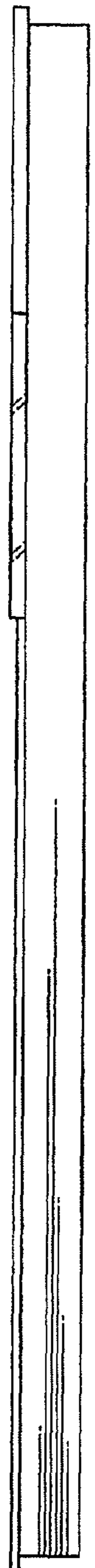


Fig. 5




Fig. 6



Fig. 7



Fig. 8

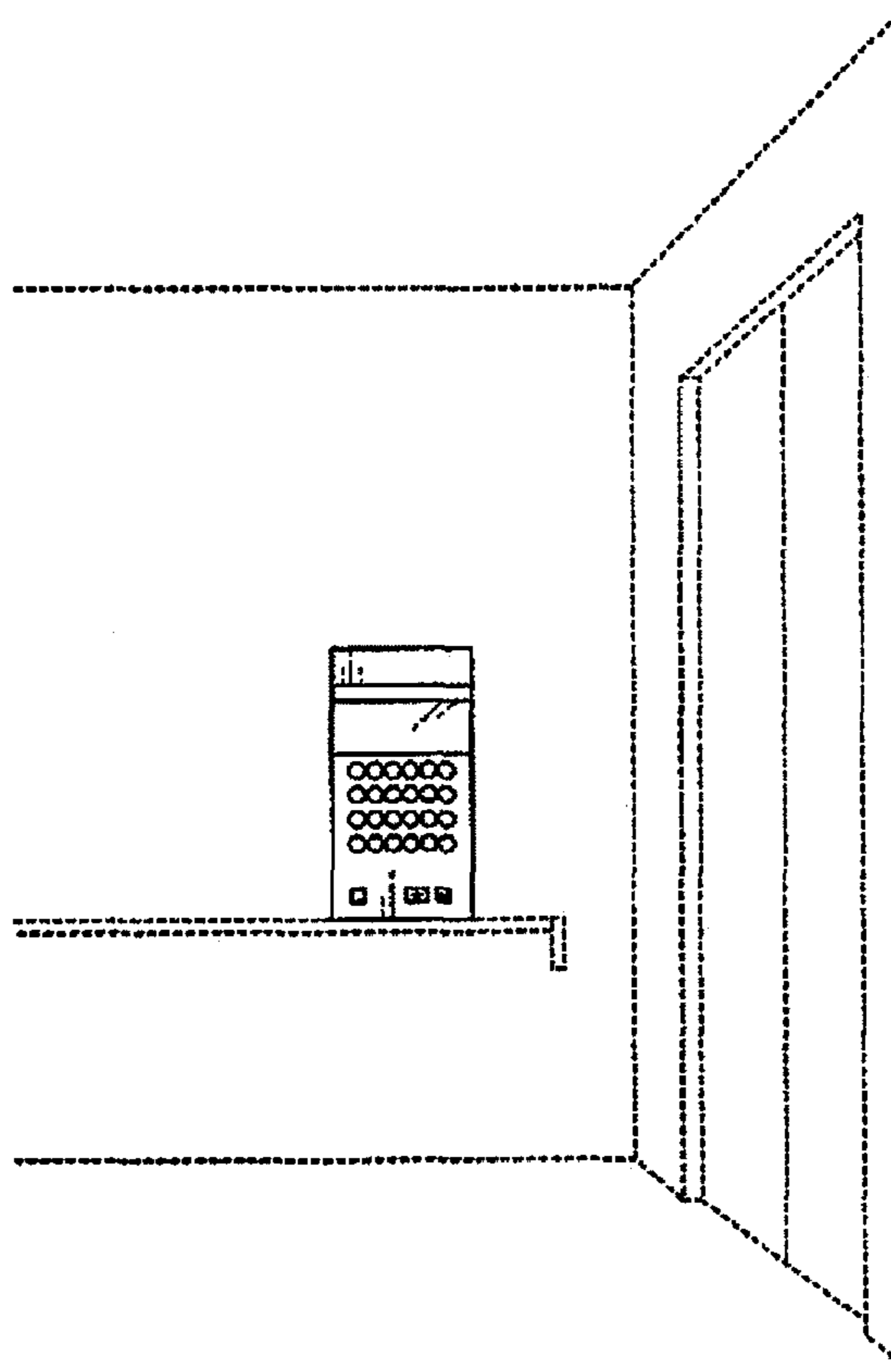


Fig. 9




Fig. 10

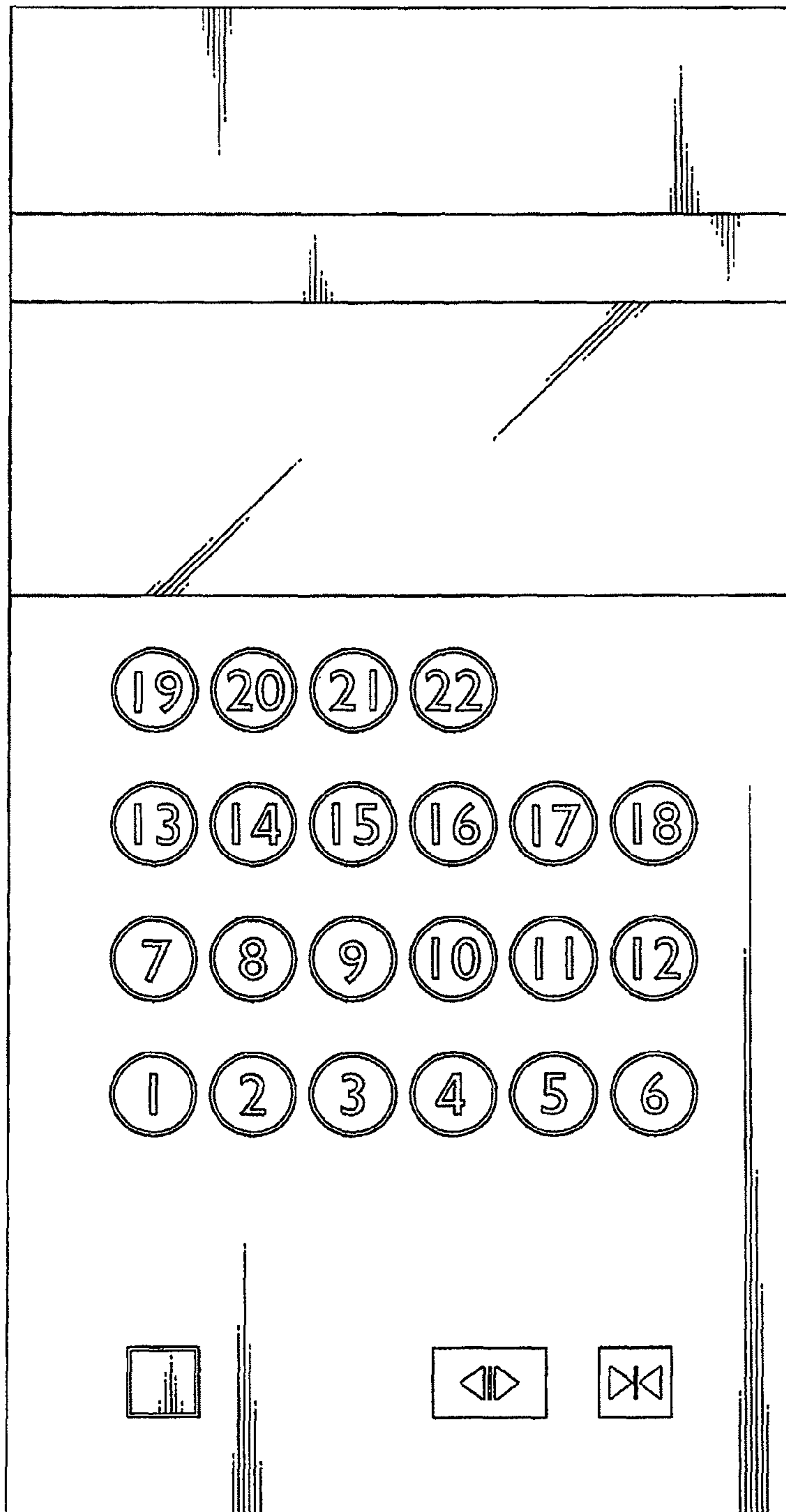




Fig. 11

