



US00D679204S

(12) **United States Design Patent**
Breuer

(10) **Patent No.:** **US D679,204 S**

(45) **Date of Patent:** **** *Apr. 2, 2013**

(54) **HOUSING FOR SENSORS AND TRANSMITTERS FOR HVAC/R APPLICATIONS**

D5-D14, and G5; Building Automation Products, Inc; Cross Plains, Wisconsin, USA.

(Continued)

(75) Inventor: **Walter P. Breuer**, Westby, WI (US)

Primary Examiner — Antoine D Davis

(73) Assignee: **Building Automation Products, Inc.**, Gays Mills, WI (US)

(74) *Attorney, Agent, or Firm* — Boardman & Clark LLP; Joseph W. Byrne

(*) Notice: This patent is subject to a terminal disclaimer.

(57) **CLAIM**

The ornamental design for a housing for sensors and transmitters for HVAC/R applications, as shown and described.

(**) Term: **14 Years**

DESCRIPTION

(21) Appl. No.: **29/372,848**

(22) Filed: **Jan. 21, 2011**

(51) **LOC (9) Cl.** **10-04**

(52) **U.S. Cl.** **D10/49; D10/50**

(58) **Field of Classification Search** D10/49-50;
D13/162; 55/270, 274, 279, DIG. 7, DIG. 34;
62/176.6, 125-130, 78, 180, 186; 73/23.2,
73/23.34, 31.01, 31.02, 431, 170.16-170.19,
73/170.21-170.25, 863.12, 29, 29.02, 335.01-335.14;
236/46 R, 47, 94, 44 C, 44 R, 49.3, 44 A,
236/96; 337/112, 327, 360; 340/602, 627,
340/632, 634; 361/346; 364/141, 146, 147,
364/188, 420, 557; 454/229, 239, 256, 257,
454/258; 700/18, 159, 181

See application file for complete search history.

FIG. 1 is a top, front and right side perspective view of a housing for sensors and transmitters for HVAC/R applications in accordance with my new design;

FIG. 2 is a front elevation view of the housing shown in FIG. 1;

FIG. 3 is a top plan view of the housing shown in FIG. 1;

FIG. 4 is a bottom plan view of the housing shown in FIG. 1;

FIG. 5 is a right side elevation view of the housing shown in FIG. 1;

FIG. 6 is a left side elevation view of the housing shown in FIG. 1;

FIG. 7 is a top, front and right side perspective view of a second housing for sensors and transmitters for HVAC/R applications in accordance with my new design;

FIG. 8 is a front elevation view of the housing shown in FIG. 7;

FIG. 9 is a top plan view of the housing shown in FIG. 7;

FIG. 10 is a bottom plan view of the housing shown in FIG. 7;

FIG. 11 is a right side elevation view of the housing shown in FIG. 7; and,

FIG. 12 is a left side elevation view of the housing shown in FIG. 7.

The rears of the housings do not comprise any portion of the invention, and hence are not shown in the drawings.

The broken line showings are for illustrative purposes only and form no part of the claimed design.

(56) **References Cited**

U.S. PATENT DOCUMENTS

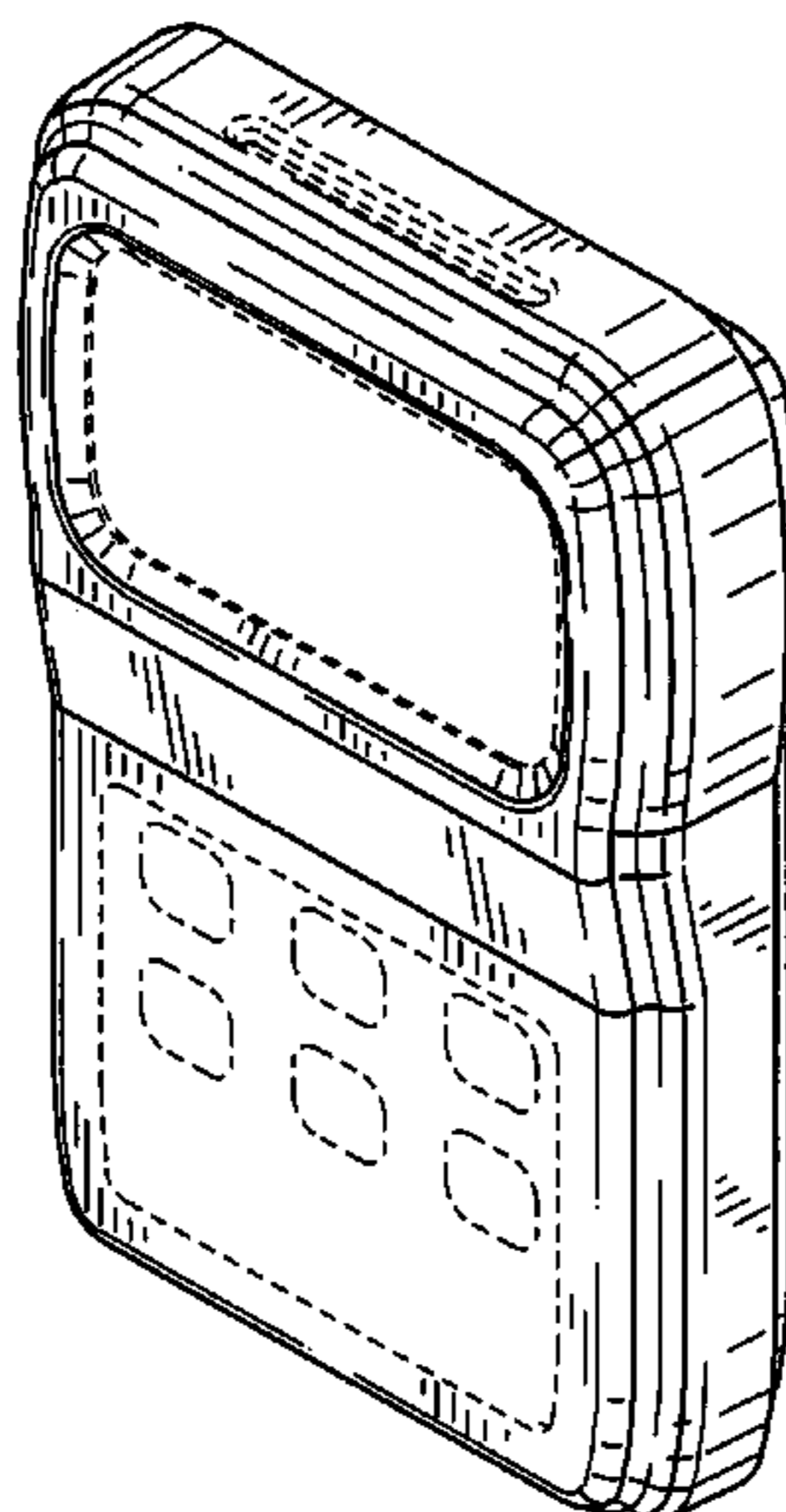
3,946,613 A	3/1976	Silver
D264,190 S	5/1982	Muller
D314,155 S	1/1991	Toivonen
D333,792 S	3/1993	Odom, Jr.

(Continued)

OTHER PUBLICATIONS

Building Automation Products, Inc; "BAPI Printed Catalog"; Portion of Product Catalog; Jan. 1999; pp. A5-A16, B5-B16, C5-C7,

1 Claim, 6 Drawing Sheets



US D679,204 S

Page 2

U.S. PATENT DOCUMENTS

D361,947 S 9/1995 Cochran et al.
D364,350 S 11/1995 Pasquarette et al.
D366,429 S 1/1996 Dexter et al.
D378,900 S 4/1997 de Sieyes et al.
D381,279 S 7/1997 Ingebritson et al.
D390,134 S 2/1998 Ingebritson et al.
D390,482 S 2/1998 Pasquarette
D393,214 S 4/1998 Ingebritson et al.
D403,972 S 1/1999 Gaskell et al.
D418,437 S * 1/2000 Peterson D10/78
D435,224 S 12/2000 King et al.
D446,132 S 8/2001 Pickens
D447,963 S 9/2001 Ingebritson
6,379,039 B1 4/2002 Tseng
D460,923 S 7/2002 Chen
D467,188 S 12/2002 Lui
D478,017 S * 8/2003 Chen D10/46
6,637,933 B1 10/2003 Liao
6,811,308 B2 11/2004 Chapman et al.
D504,335 S 4/2005 Stevenson et al.

D579,798 S * 11/2008 Kachlick et al. D10/50
D580,282 S * 11/2008 Bray et al. D10/50
D585,777 S * 2/2009 Li D10/50
D592,081 S * 5/2009 Kachlick et al. D10/50
D614,974 S * 5/2010 Golberg et al. D10/50
D629,318 S * 12/2010 Disch et al. D10/78
D636,282 S * 4/2011 Yin et al. D10/78
D646,187 S * 10/2011 Edgar D10/50

OTHER PUBLICATIONS

Building Automation Products, Inc.; "Building Automation Products, Inc. Sensors for HVAC/R 2009 Product Catalog Temperature—Humidity—Pressure—Air Quality—Accessories—Wireless—ETA Interface & Communication"; Portion of Product Catalog; 2009; cover page and pp. 1-4, A1-A29, B1-B15, C1, C8-C9, E1, E8-E11, and H1-H3; Building Automation Products, Inc.; Gays Mills, WI, USA.

* cited by examiner

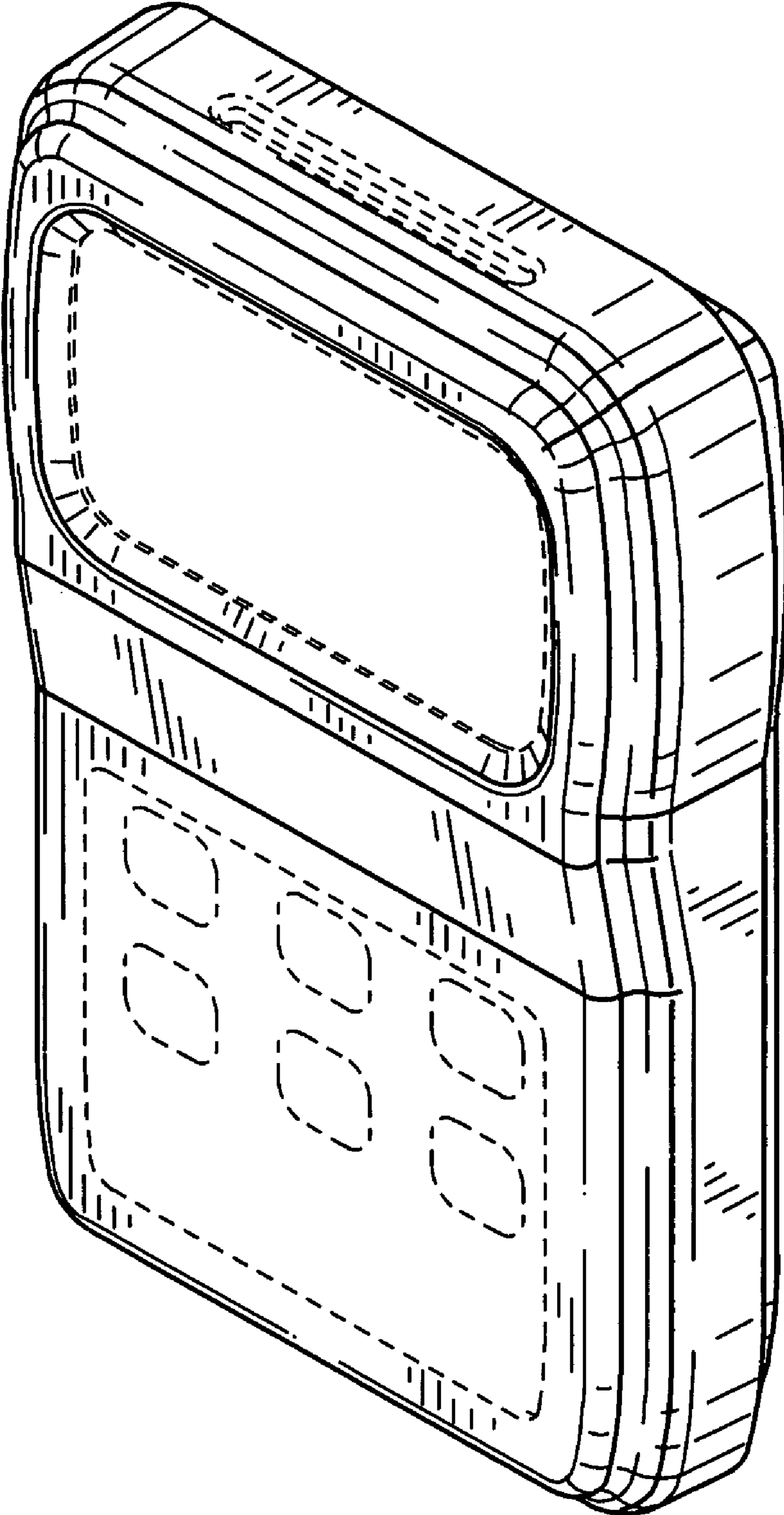


FIG. 1

FIG. 2

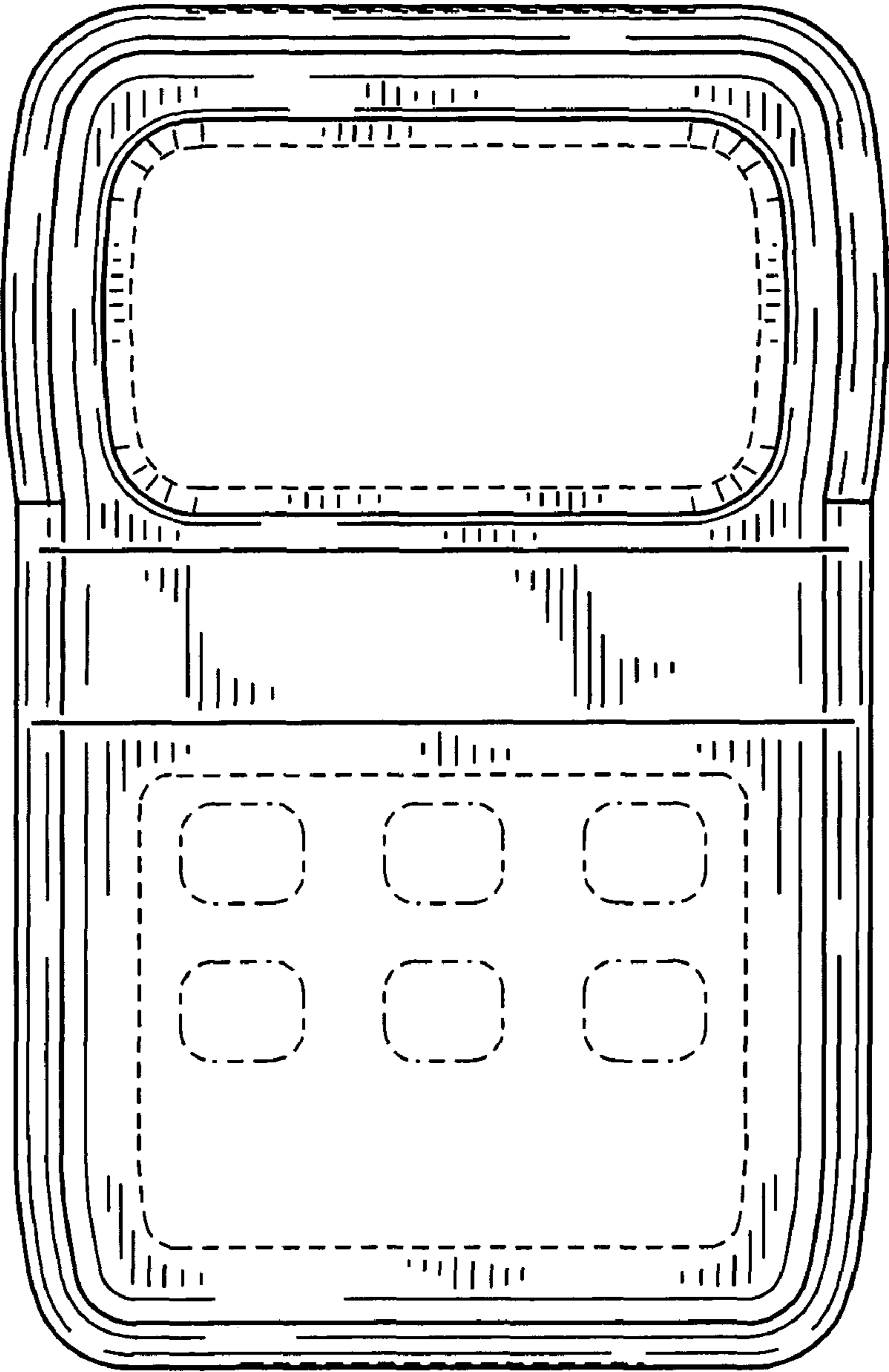


FIG. 3

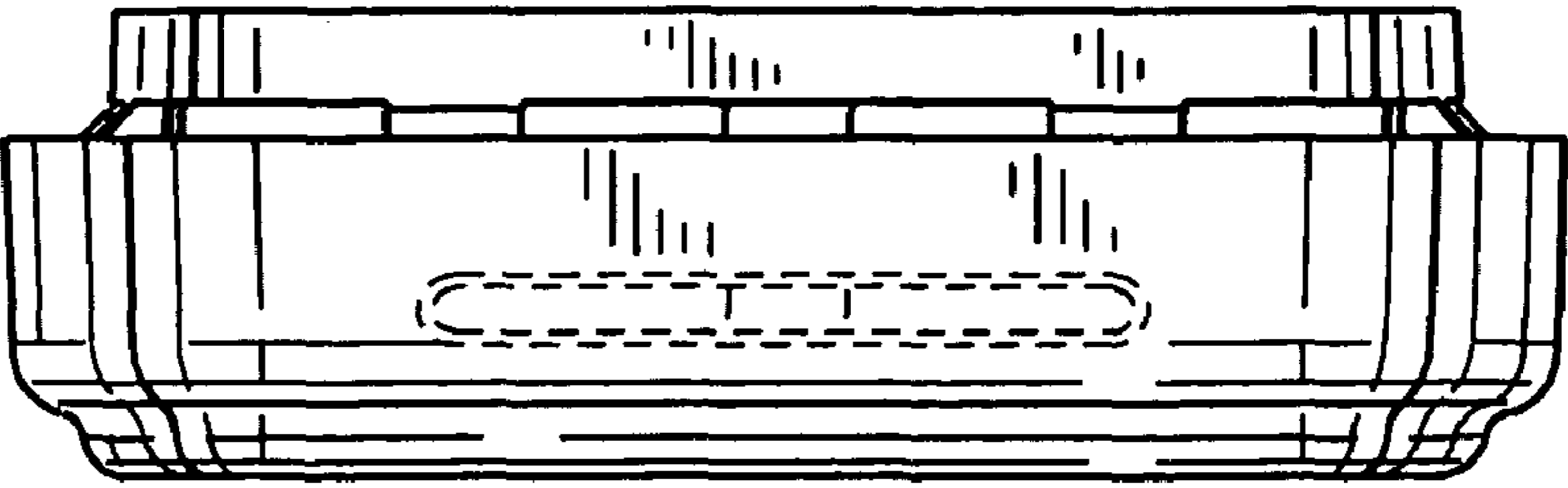


FIG. 4

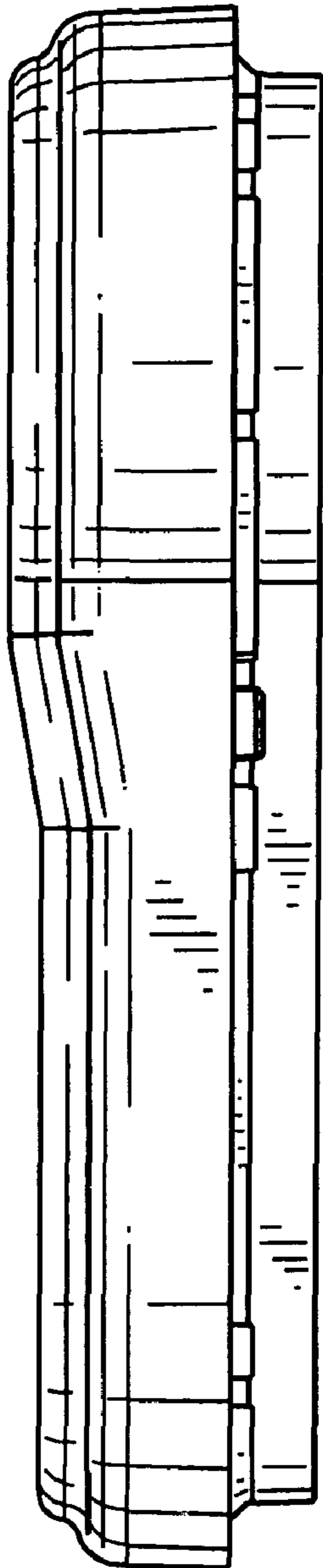
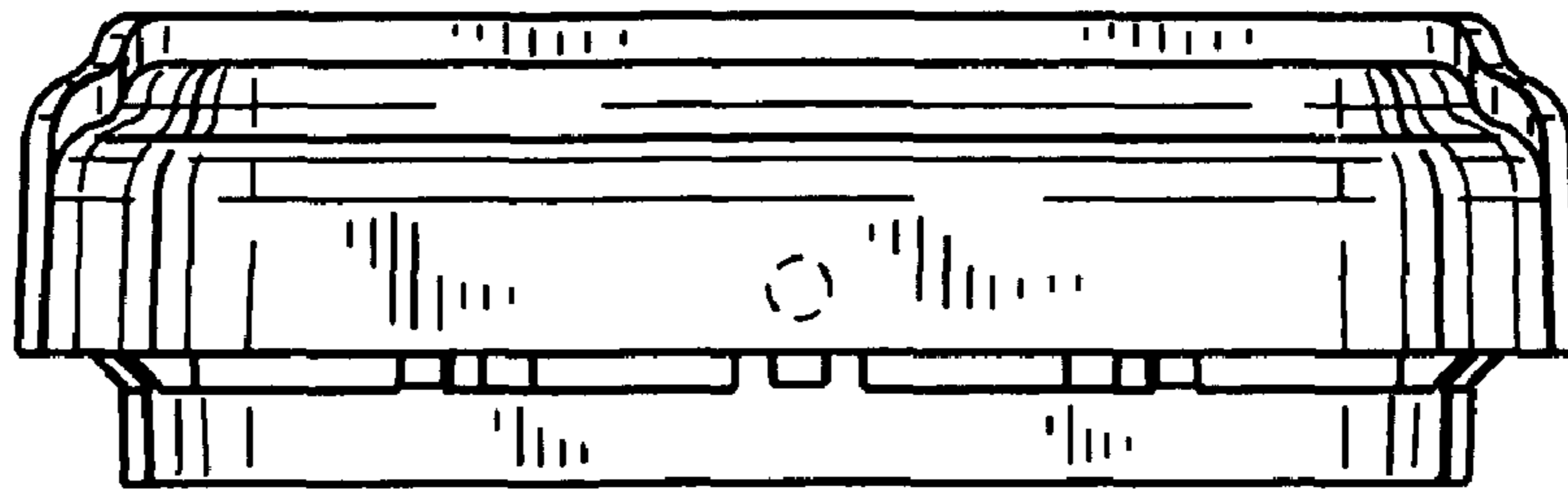


FIG. 5

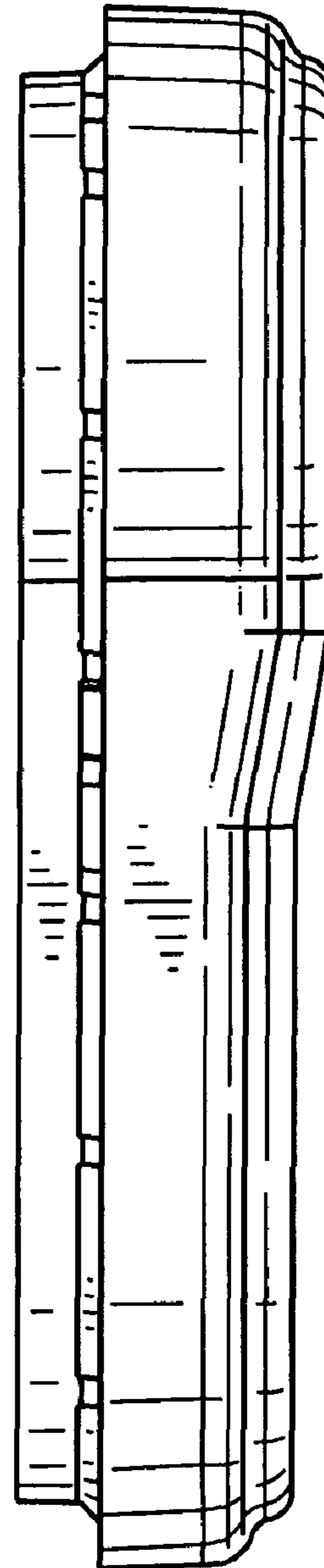


FIG. 6

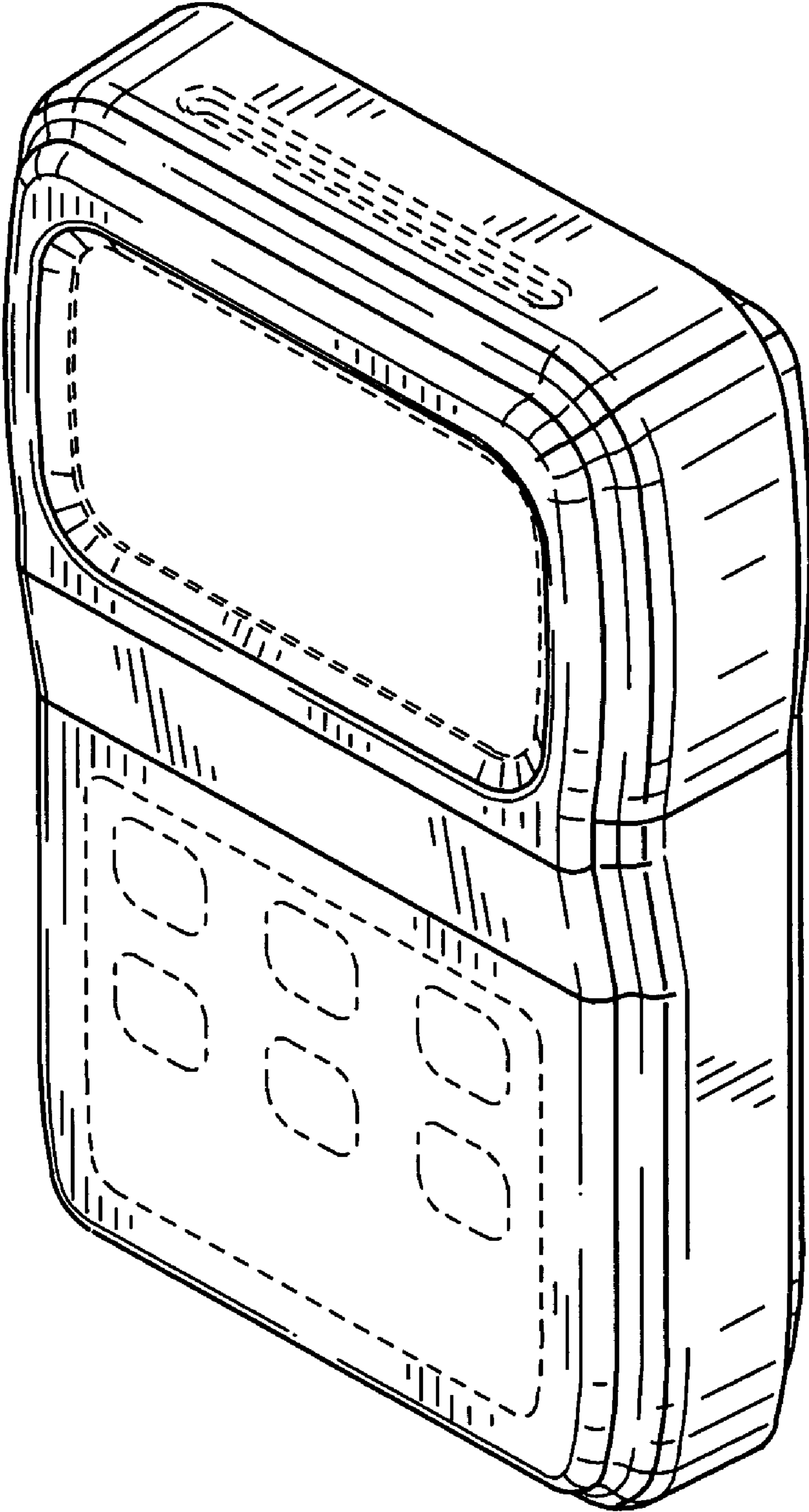


FIG. 7

FIG. 8

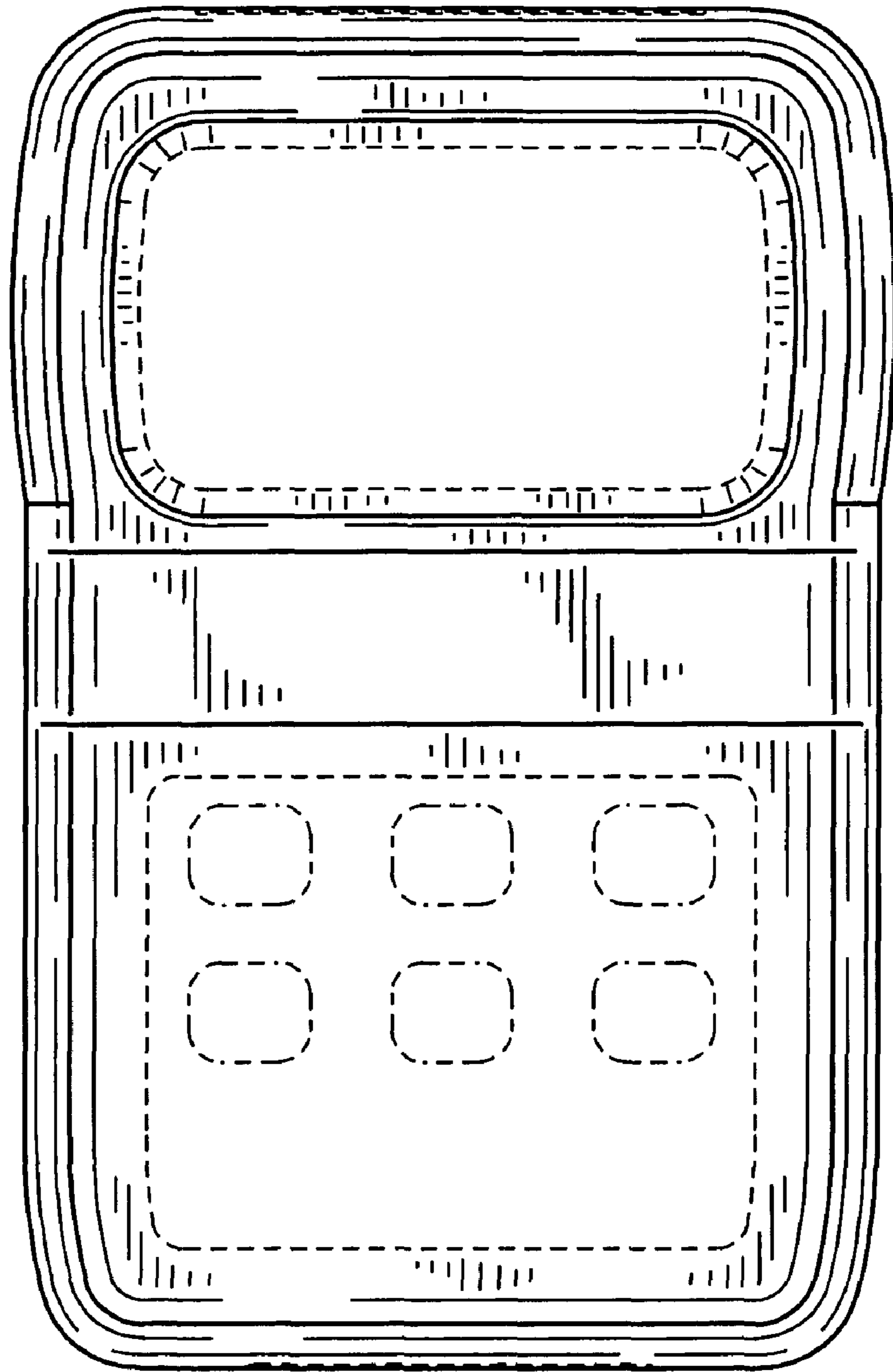


FIG. 9

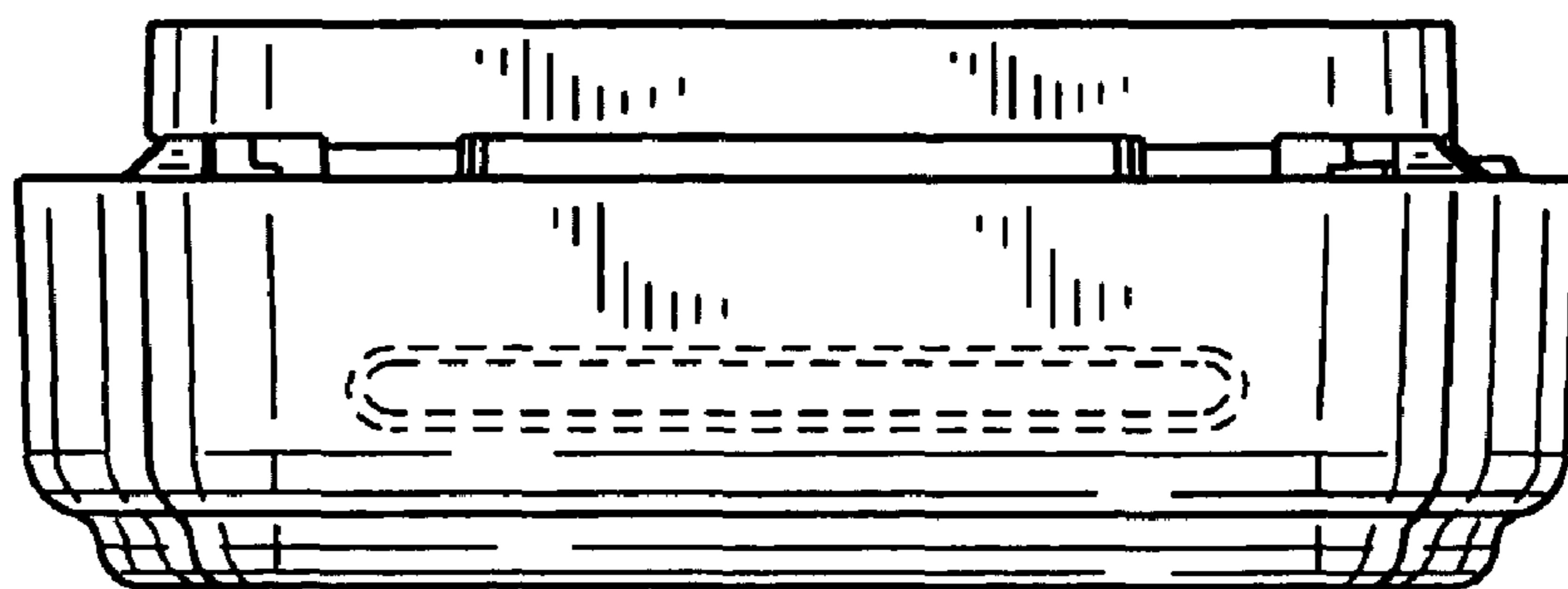


FIG. 10

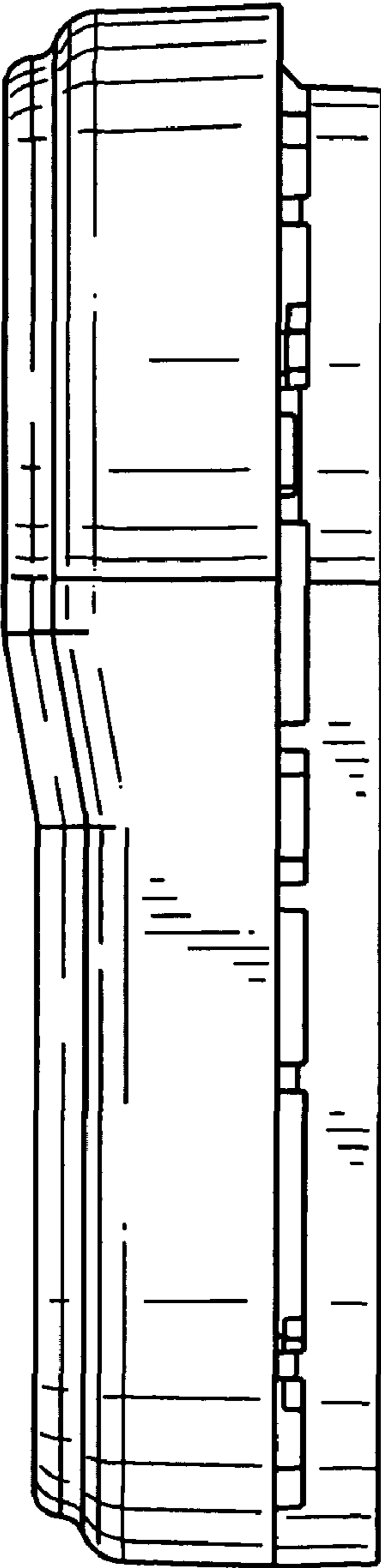
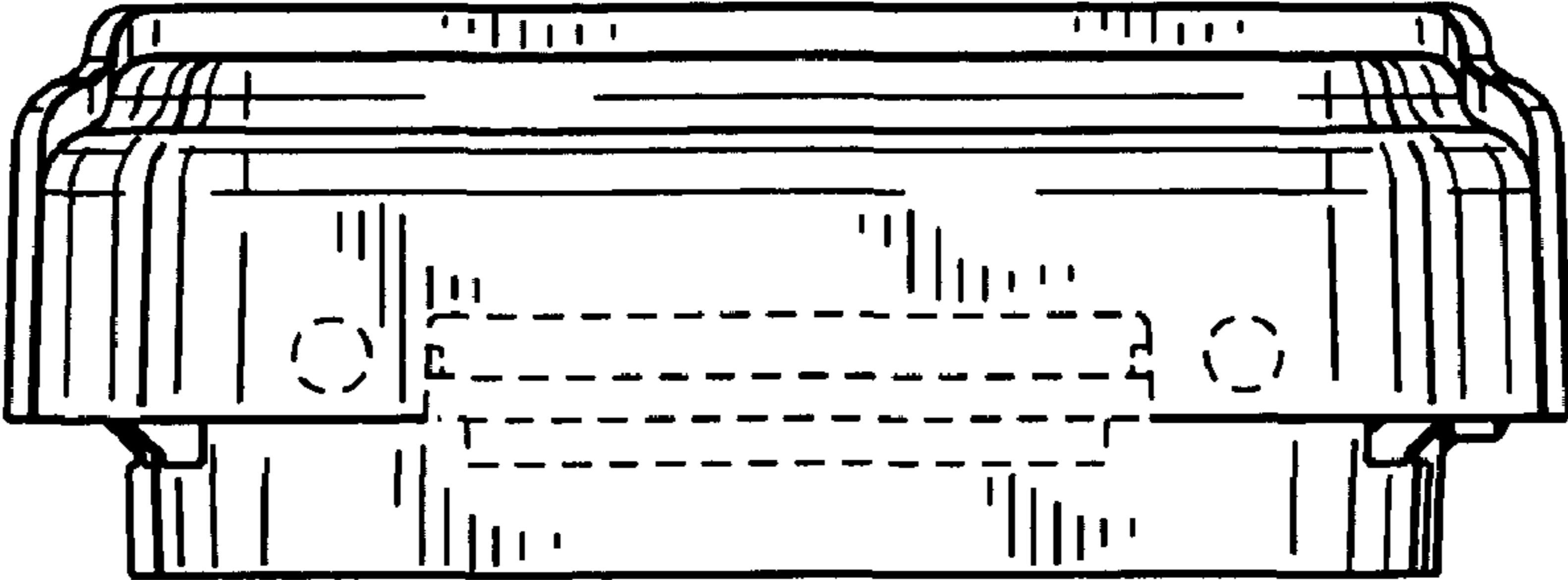


FIG. 11

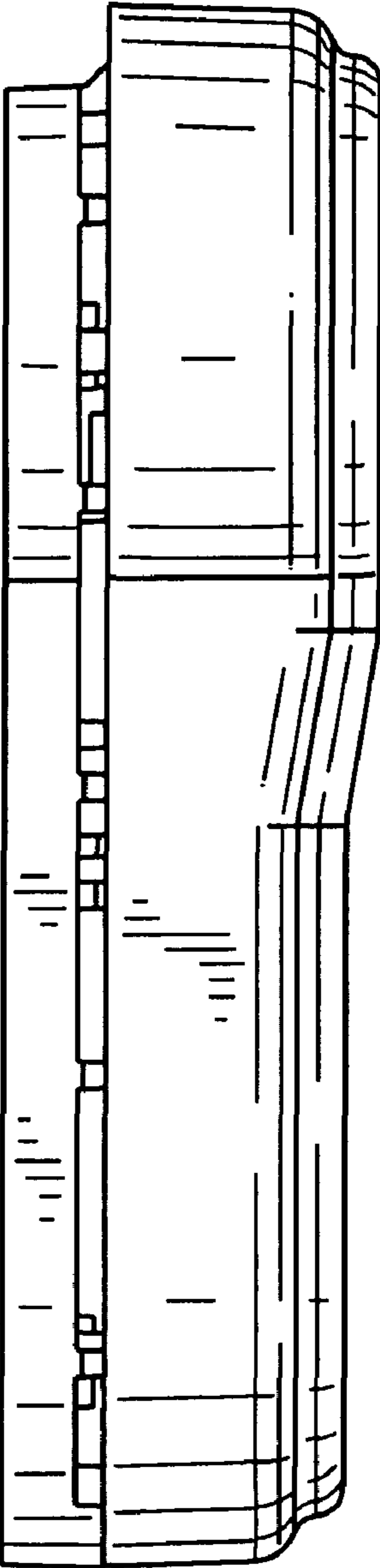


FIG. 12