



US00D679197S

(12) **United States Design Patent**
Dos Santos et al.

(10) **Patent No.:** **US D679,197 S**
(45) **Date of Patent:** **** Apr. 2, 2013**

(54) **ADHESIVE BACKING FOR A DOG BONE
BLISTER OF A BLISTER PACK**

(75) Inventors: **Antonio Dos Santos**, Saint-Laurent
(CA); **Panagiota Danopoulos**, Montreal
(CA)

(73) Assignee: **Medisca Pharmaceutique Inc.**,
Saint-Laurent, Quebec (CA)

(**) Term: **14 Years**

(21) Appl. No.: **29/420,138**

(22) Filed: **May 4, 2012**

(51) **LOC (9) Cl.** **09-03**

(52) **U.S. Cl.** **D9/732**

(58) **Field of Classification Search** D9/416,
D9/418, 419, 424, 427, 428, 437, 609, 644,
D9/653, 658, 736-762, 902; 206/365, 461-471,
206/484, 485, 486, 493, 528, 531, 532, 534,
206/538, 539, 775-783; D24/121, 227, 229,
D24/224; D7/538, 541, 546, 549, 553.6,
D7/553.3, 557, 586, 628; D3/203.2, 203.3,
D3/271.1, 271.2, 310, 309, 311, 312, 313
See application file for complete search history.

(56) **References Cited**

U.S. PATENT DOCUMENTS

3,899,077 A * 8/1975 Spiegelberg 206/441
4,505,770 A * 3/1985 Larimore 156/235
D300,068 S * 2/1989 Pritikin et al. D30/129

D427,517 S * 7/2000 Marcks D9/643
D481,867 S * 11/2003 Hotz D3/271.2
D642,055 S * 7/2011 Schedl et al. D9/435
D658,992 S * 5/2012 Kemner D9/457
D660,142 S * 5/2012 Kirk et al. D9/416
D668,158 S * 10/2012 Gridley D9/601

* cited by examiner

Primary Examiner — Stella Reid

Assistant Examiner — Lauren Calve

(74) *Attorney, Agent, or Firm* — Fraser Clemens Martin &
Miller LLC; Jacob M. Ward

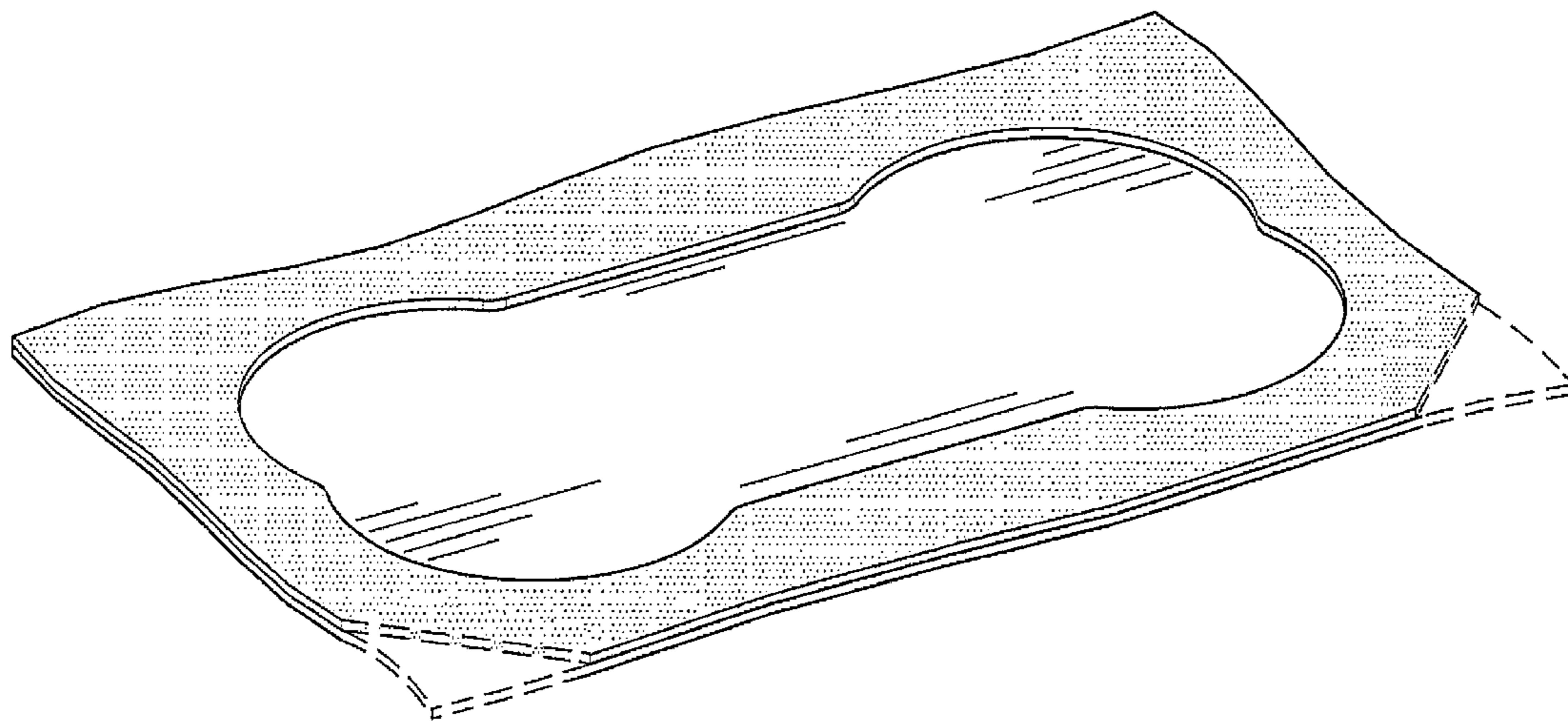
(57) **CLAIM**

The ornamental design for an adhesive backing for a dog bone blister of a blister pack, as shown and described.

DESCRIPTION

FIG. 1 is a top perspective view of an adhesive backing for a dog bone blister of a blister pack, showing our new design; FIG. 2 is a bottom perspective view of the adhesive backing illustrated in FIG. 1; FIG. 3 is a top plan view thereof; FIG. 4 is a bottom plan view thereof; FIG. 5 is a front elevational view thereof; FIG. 6 is a rear elevational view thereof; FIG. 7 is a left side elevational view thereof; and, FIG. 8 is a right side elevational view thereof. Any broken lines in the drawings are for illustrative purposes only and form no part of the claimed design.

1 Claim, 5 Drawing Sheets



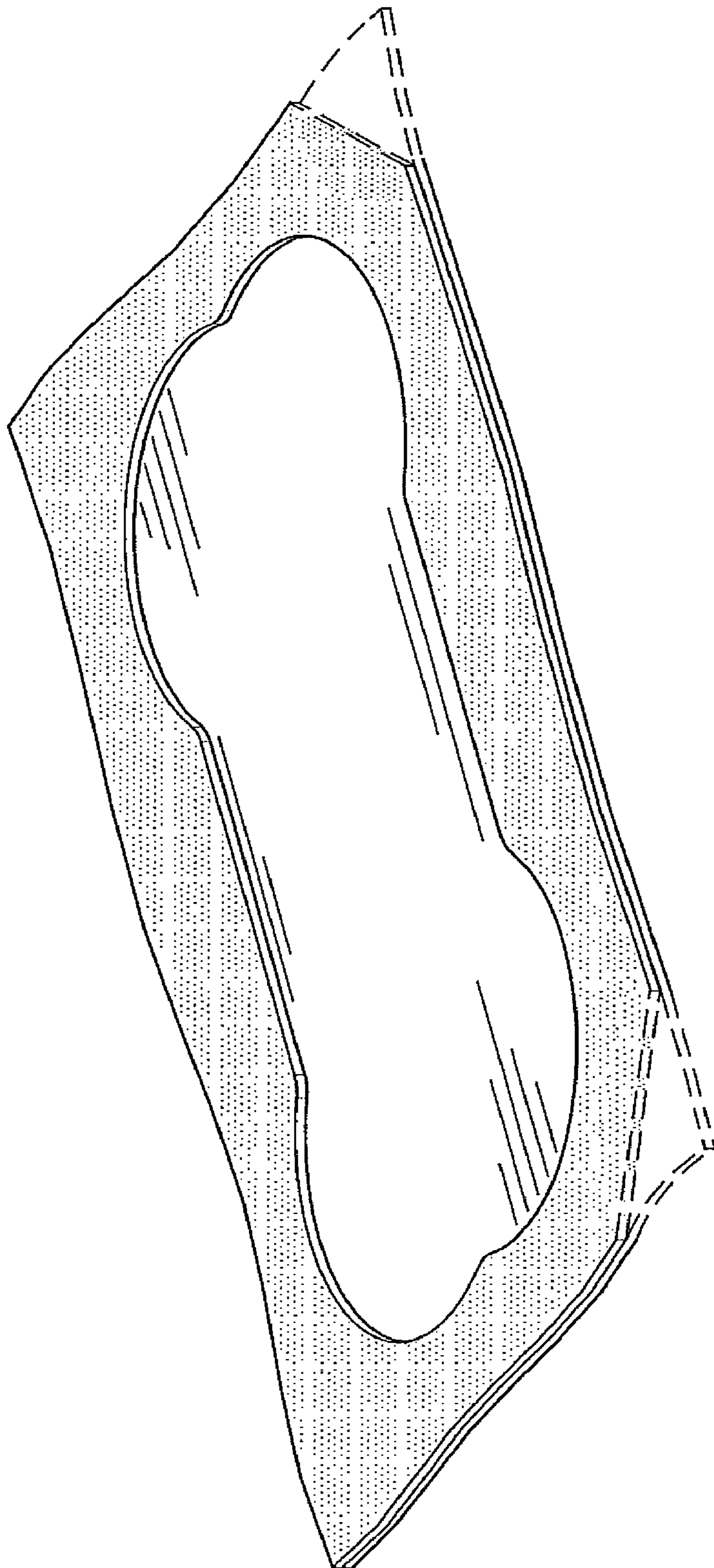


FIG. 1



FIG. 2

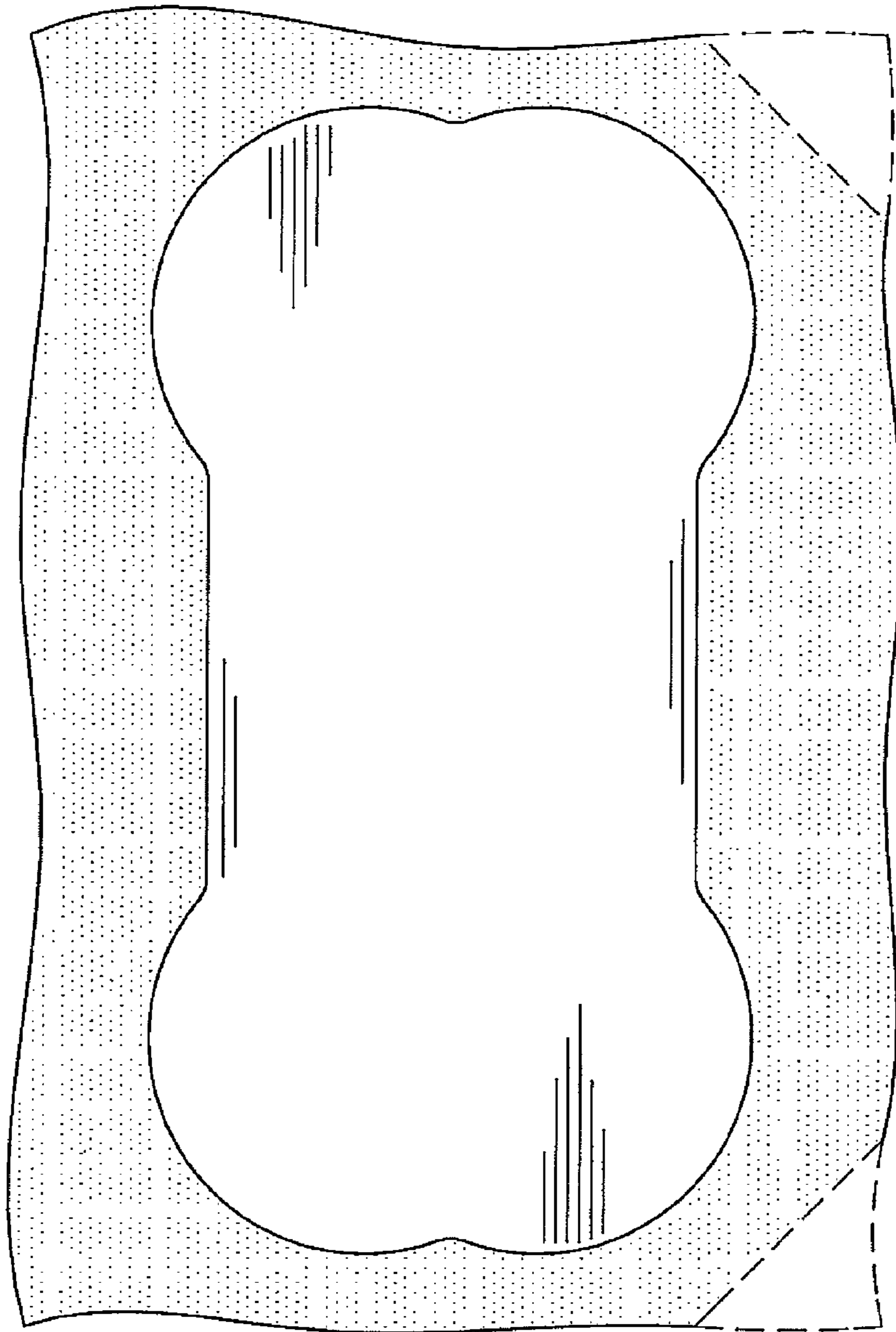


FIG. 3

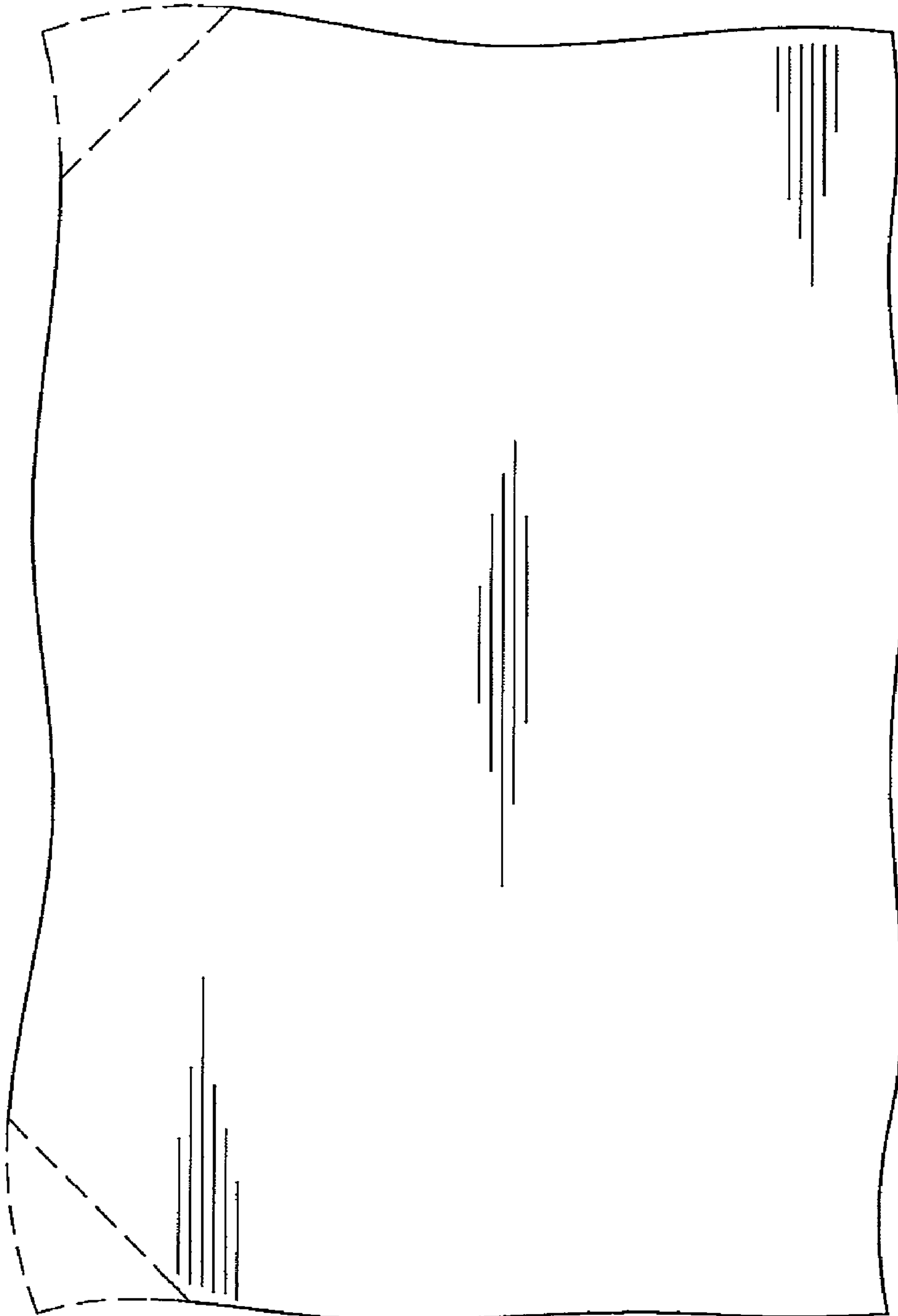


FIG. 4



FIG. 5



FIG. 6



FIG. 7



FIG. 8