



US00D679189S

(12) **United States Design Patent**
Miller et al.

(10) **Patent No.:** **US D679,189 S**

(45) **Date of Patent:** **** Apr. 2, 2013**

(54) **BOTTLE**

(75) Inventors: **Nancy Miller**, Scottsdale, AZ (US);
Nicole Westervelt, Scottsdale, AZ (US);
Jessica Walker, Phoenix, AZ (US);
Kristen Jacokes, Phoenix, AZ (US); **J.**
Tirso Olivares, Chicago, IL (US)

(73) Assignee: **The Dial Corporation**, Scottsdale, AZ
(US)

(**) Term: **14 Years**

(21) Appl. No.: **29/417,004**

(22) Filed: **Mar. 29, 2012**

(51) **LOC (9) Cl.** **09-01**

(52) **U.S. Cl.** **D9/523; D9/541; D9/543; D9/563;**
D9/564; D9/575

(58) **Field of Classification Search** D9/516,
D9/523, 525–527, 530, 541–543, 549, 550–551,
D9/563–564, 574–575, 682, 685, 693–694;
215/379, 381–382, 384; D23/200, 211, 211.1,
D23/211.2, 222, 225–226; 222/215, 381.1
See application file for complete search history.

(56) **References Cited**

U.S. PATENT DOCUMENTS

D319,972 S *	9/1991	Segati et al.	D9/523
D328,422 S *	8/1992	Fuchs et al.	D9/523
D406,052 S *	2/1999	Dumont et al.	D9/685
D406,531 S *	3/1999	Bodker et al.	D9/526
5,875,940 A *	3/1999	Mayfield	222/382
D415,430 S *	10/1999	Bodker et al.	D9/564 X
D423,362 S *	4/2000	Di Bartolo et al.	D9/543 X
D432,021 S *	10/2000	Caughey et al.	D9/564 X
D434,327 S *	11/2000	Di Bartolo et al.	D9/523

D444,708 S *	7/2001	Cummings	D9/530 X
D444,709 S *	7/2001	Cummings	D9/575 X
D486,397 S *	2/2004	Crawford et al.	D9/523
D501,142 S *	1/2005	Pattison	D9/564 X
D501,796 S *	2/2005	Crawford et al.	D9/523
D510,869 S *	10/2005	Gross et al.	D9/575 X
D547,659 S *	7/2007	Heisner	D9/516
D552,474 S *	10/2007	Carr et al.	D9/526
D576,885 S *	9/2008	Briozzo Fernandez et al.	D9/542
D632,586 S *	2/2011	Bowers et al.	D9/685
D656,832 S *	4/2012	Bowers et al.	D9/563 X
D663,627 S *	7/2012	Castillo Higareda et al.	D9/565 X
D668,551 S *	10/2012	Kersten	D9/685
D670,168 S *	11/2012	Borger et al.	D9/543 X

* cited by examiner

Primary Examiner — Carol P Rademaker

(74) *Attorney, Agent, or Firm* — Paul A. Pappalardo

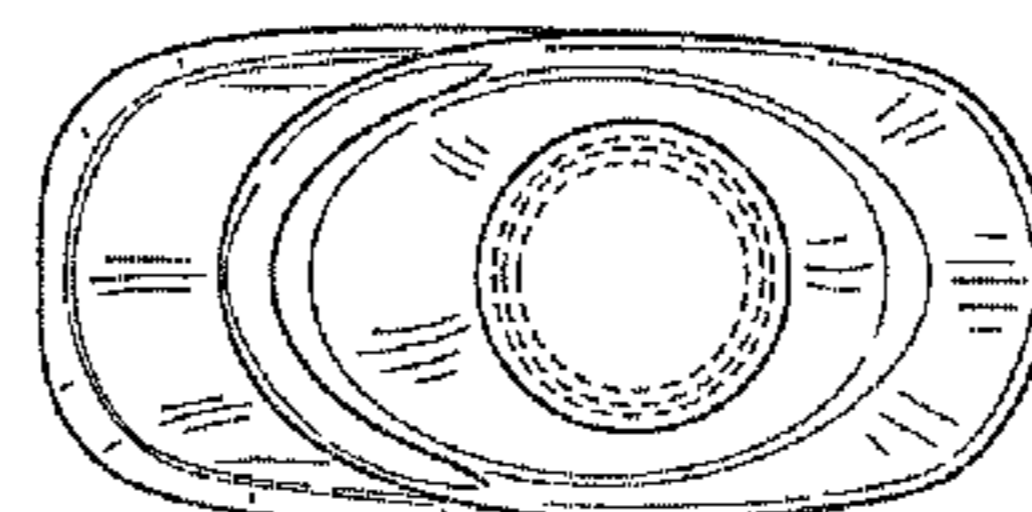

(57) **CLAIM**

The ornamental design for a bottle, as shown and described.

DESCRIPTION

FIG. 1 is a top, front, right side perspective view of a bottle embodying our new design;
FIG. 2 is a front elevation view thereof;
FIG. 3 is a rear elevation view thereof;
FIG. 4 is a right side elevation view thereof;
FIG. 5 is a left side elevation view thereof;
FIG. 6 is a top plan view thereof; and,
FIG. 7 is a bottom plan view thereof.
The broken lines shown in the drawing views of a pour spout and thread are included for the purpose of illustrating environmental structure and form no part of the claimed design.

1 Claim, 5 Drawing Sheets



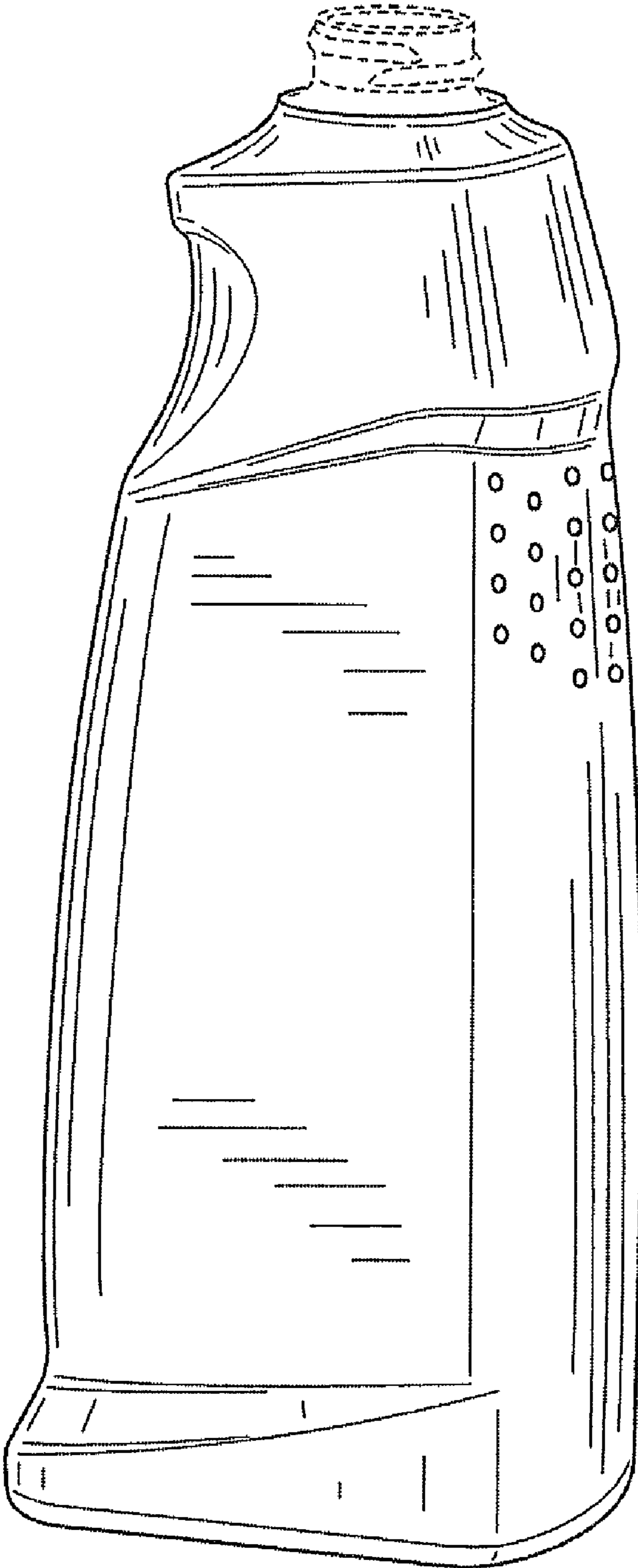


FIG. 1

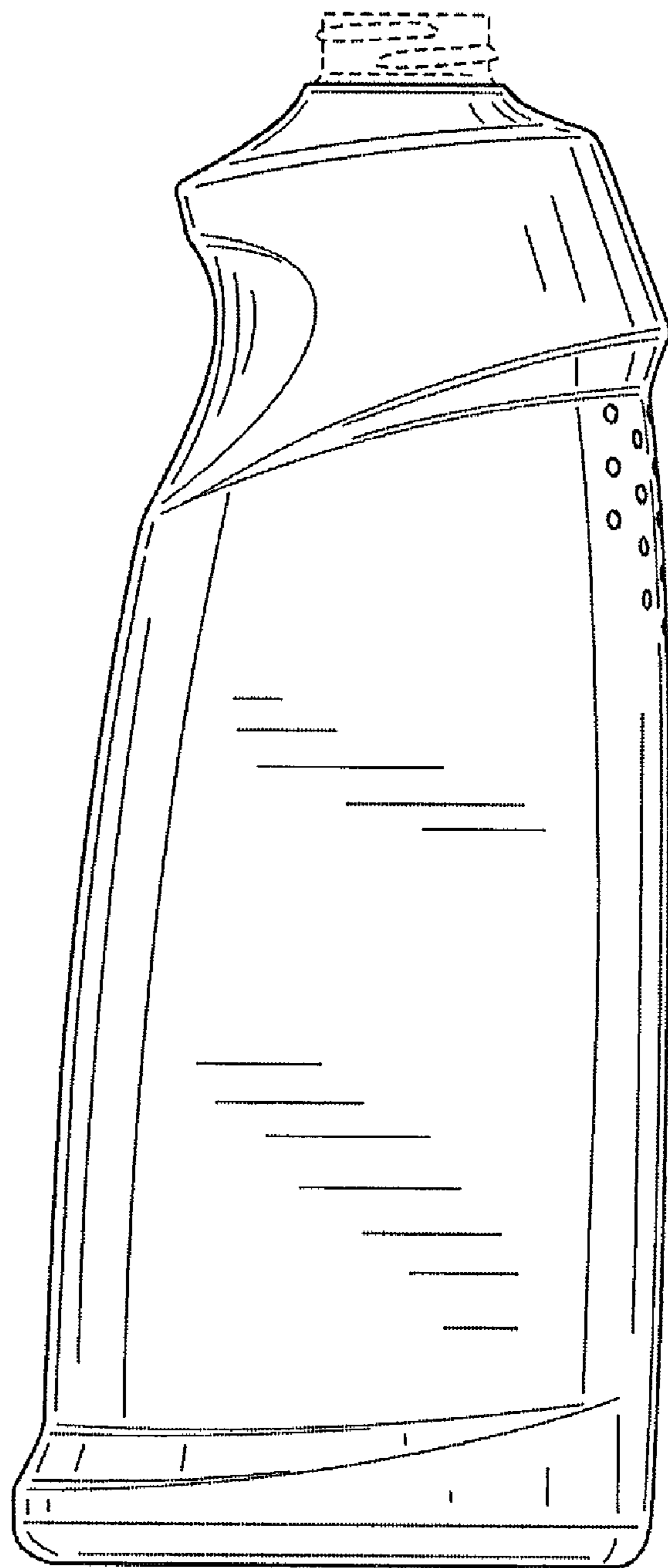


FIG.2

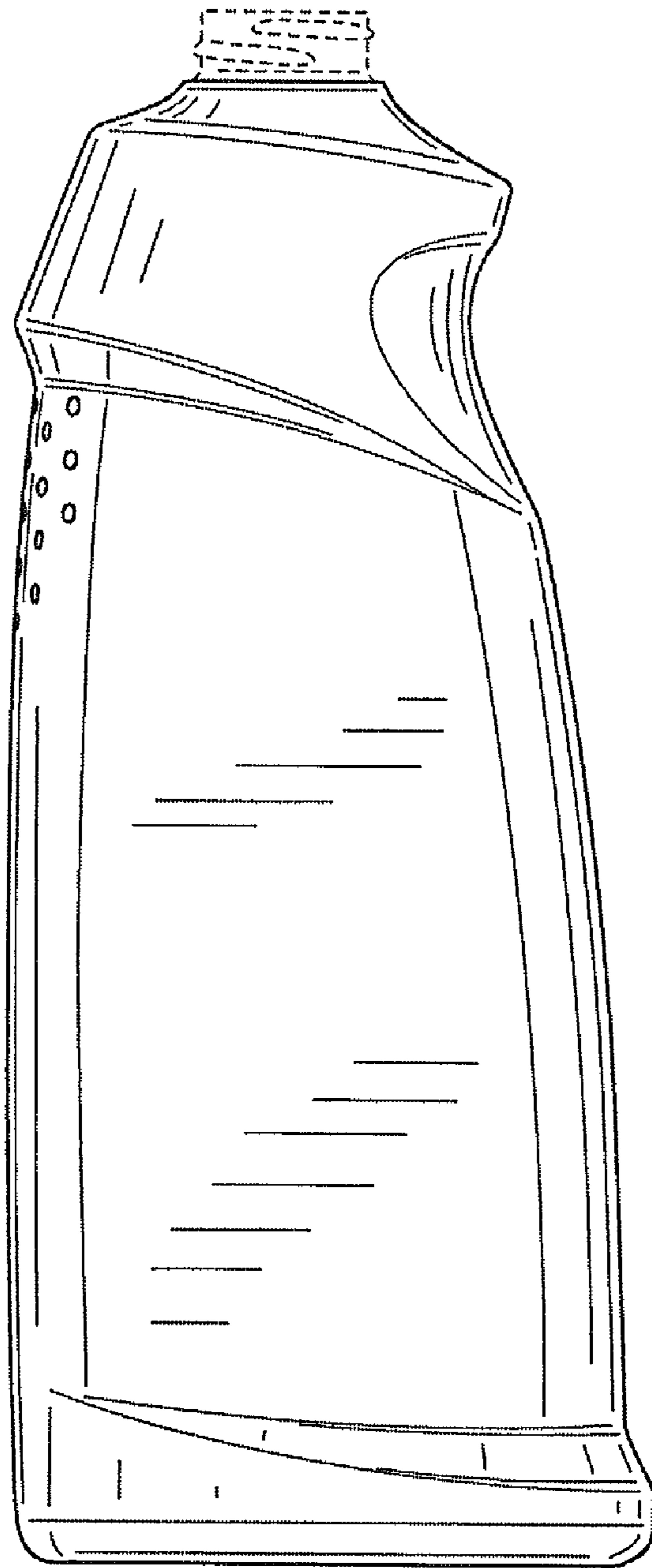


FIG.3

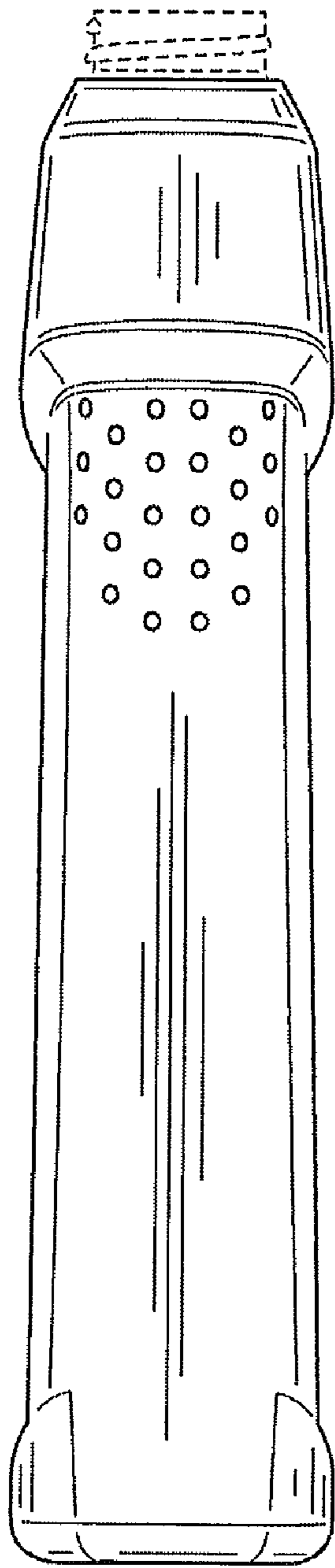


FIG. 4

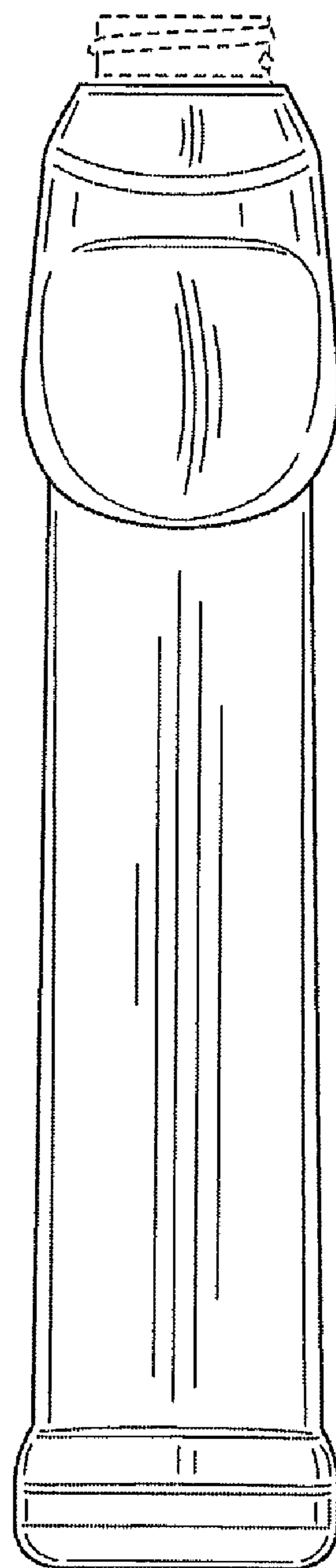


FIG. 5

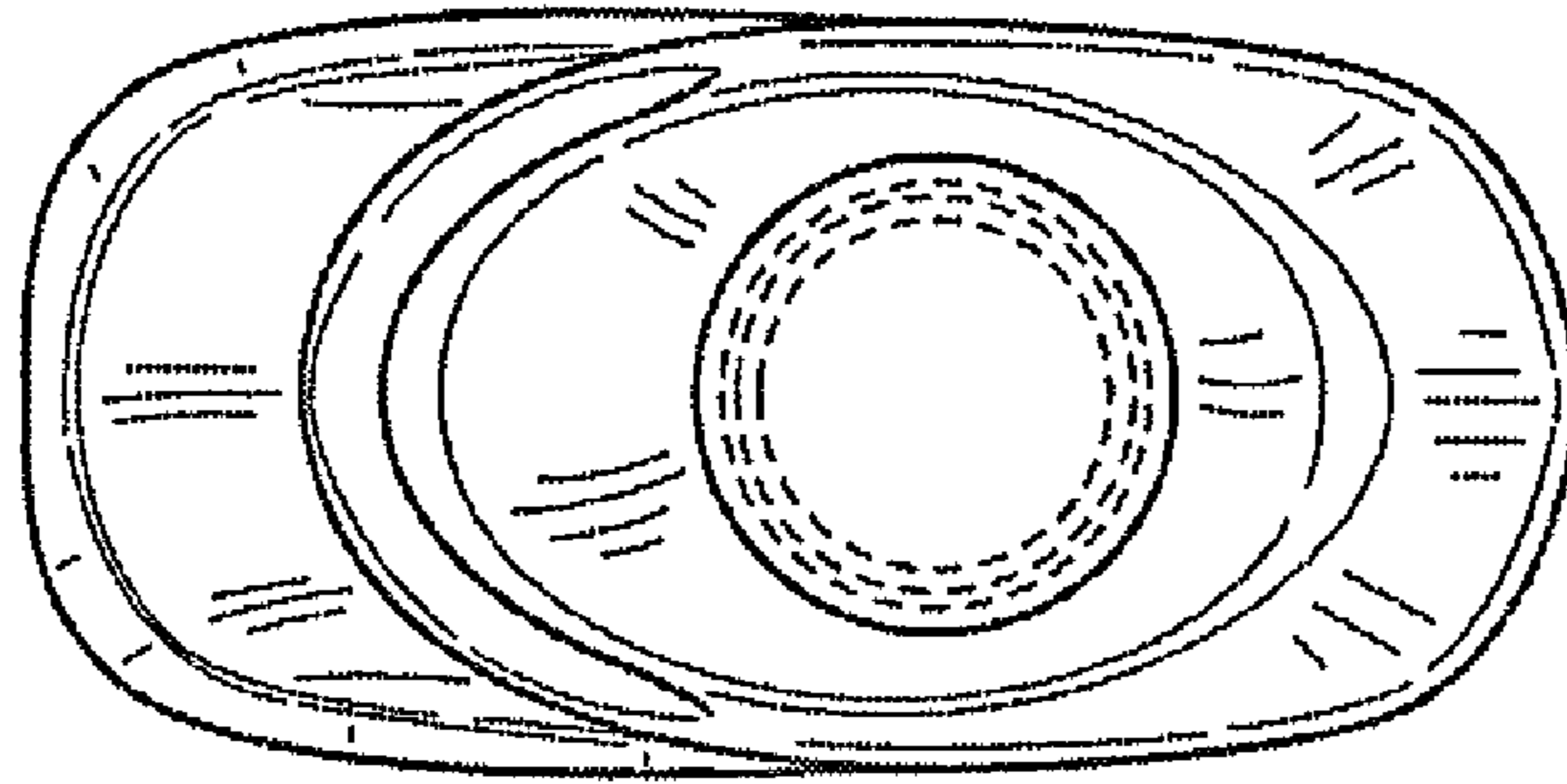


FIG. 6

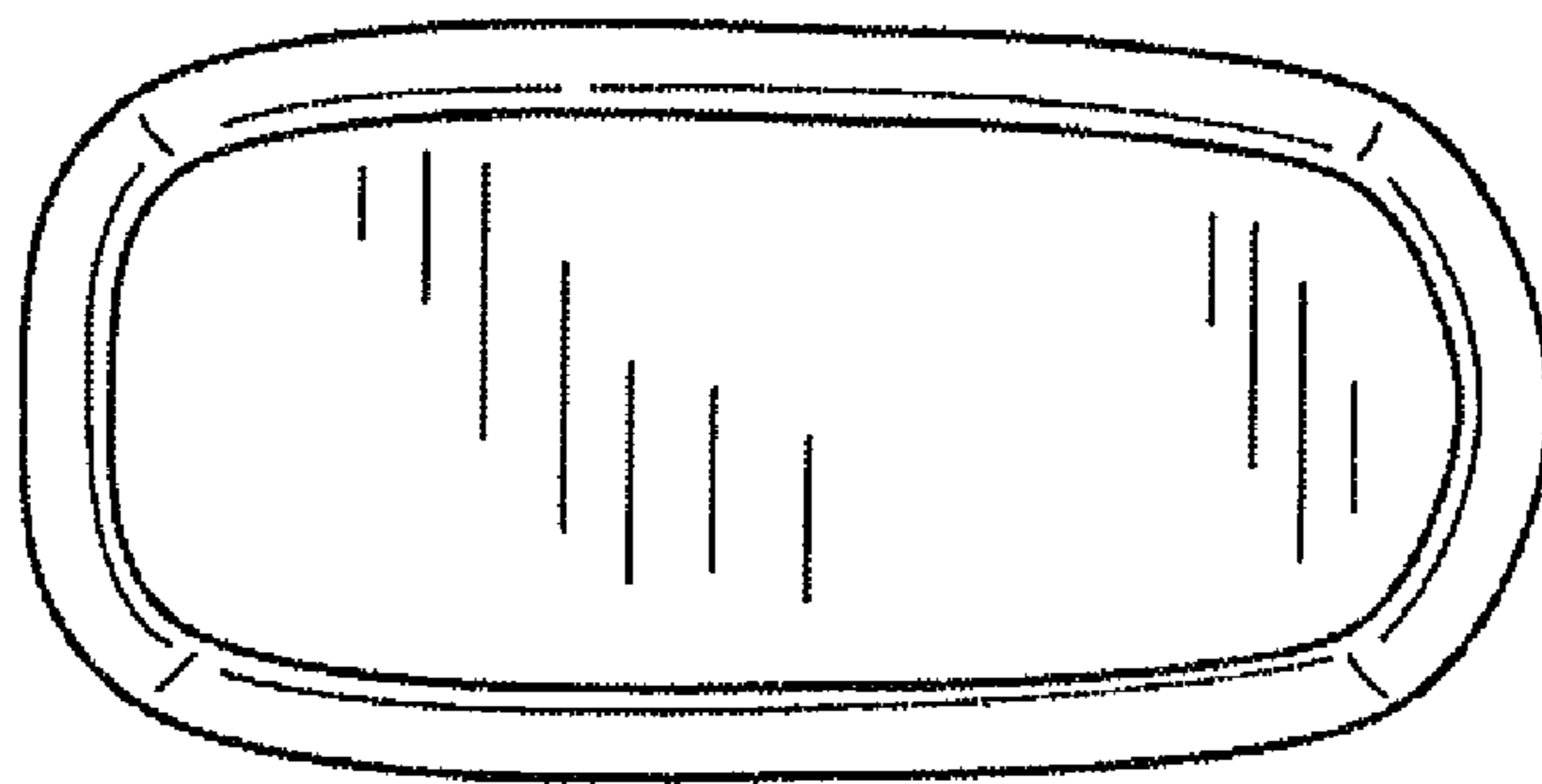


FIG. 7