



US00D679158S

(12) **United States Design Patent**
Schleiminger et al.

(10) **Patent No.:** **US D679,158 S**
(45) **Date of Patent:** **** Apr. 2, 2013**

(54) **PLIERS**

(75) Inventors: **Jan Schleiminger**, Solingen (DE);
Bernd Hermann, Wuppertal (DE)

(73) Assignee: **KNIPEX-Werk C. Gustav Putsch KG**,
Wuppertal (DE)

(**) Term: **14 Years**

(21) Appl. No.: **29/373,117**

(22) Filed: **Mar. 2, 2011**

Related U.S. Application Data

(62) Division of application No. 29/316,131, filed on Aug.
26, 2009, now Pat. No. Des. 637,054.

(30) **Foreign Application Priority Data**

Feb. 27, 2009 (DE) 40 2009 001 074

(51) **LOC (9) Cl.** **08-05**

(52) **U.S. Cl.** **D8/52**

(58) **Field of Classification Search** D8/4, 5,
D8/14, 51-58, 60, 105-107; 81/300, 385,
81/393, 415-424, 424.5, 426, 426.5, 427,
81/427.5, 405, 407-409, 411

See application file for complete search history.

(56) **References Cited**

U.S. PATENT DOCUMENTS

1,127,557	A	2/1915	Wescott	
2,239,314	A	4/1941	Connors	
2,458,725	A	1/1949	Periman	
2,529,949	A	11/1950	Jones	
2,939,214	A	6/1960	Andersson et al.	
3,894,451	A *	7/1975	Putsch	81/424.5
4,193,284	A	3/1980	McCrary, Jr.	
D297,802	S *	9/1988	Himbert et al.	D8/52
4,790,070	A	12/1988	Olson	
5,220,856	A	6/1993	Eggert et al.	
D358,313	S	5/1995	Czarniecki et al.	
5,461,951	A *	10/1995	Putsch	81/412
D398,497	S *	9/1998	Gomas	D8/52
5,845,551	A *	12/1998	Putsch	81/412

5,887,495	A *	3/1999	Kao	81/358
D418,030	S *	12/1999	Khachatoorian	D8/52
D421,207	S *	2/2000	Panier	D8/52
6,019,020	A *	2/2000	Liou	81/407
D424,393	S	5/2000	Lamond et al.	
D454,474	S *	3/2002	Montague	D8/52
D457,040	S *	5/2002	Hirschfeld	D8/4
6,393,950	B1	5/2002	Crosser	
D477,508	S	7/2003	Brady et al.	
D483,633	S	12/2003	Jansson et al.	
D483,634	S	12/2003	Jansson et al.	
6,862,959	B2	3/2005	Lin Wu	
6,892,609	B2 *	5/2005	Kuo	81/413
D526,174	S *	8/2006	Hermann	D8/52
D528,384	S	9/2006	Hermann	
7,222,558	B2 *	5/2007	Schmitt et al.	81/411
D543,812	S *	6/2007	Burry et al.	D8/52
D546,152	S *	7/2007	Williams et al.	D8/52
7,255,027	B1 *	8/2007	Tsai	81/408
D588,890	S *	3/2009	Picaza Ibarrodo	D8/52
D589,315	S *	3/2009	Herrmann	D8/52
7,503,243	B2 *	3/2009	Putsch	81/409.5
D605,012	S	12/2009	Robinson et al.	
D610,417	S *	2/2010	Robinson et al.	D8/52
7,681,477	B2 *	3/2010	Alexander	81/411
8,087,327	B2 *	1/2012	Lorbach	81/416
2004/0159194	A1 *	8/2004	Ting	81/416
2007/0204729	A1 *	9/2007	Lucke et al.	81/412

* cited by examiner

Primary Examiner — Deanna L Fluegeman

(74) *Attorney, Agent, or Firm* — Collard & Roe, P.C.

(57) **CLAIM**

The ornamental design for pliers, as shown and described.

DESCRIPTION

FIG. 1 is a side, front and top perspective view of pliers, showing our new design;
FIG. 2 is a side view thereof;
FIG. 3 is a front view thereof;
FIG. 4 is another side view thereof, opposite to the side view shown in FIG. 2;
FIG. 5 is a rear view thereof;
FIG. 6 is a top view thereof; and,
FIG. 7 is a bottom view thereof.

1 Claim, 4 Drawing Sheets

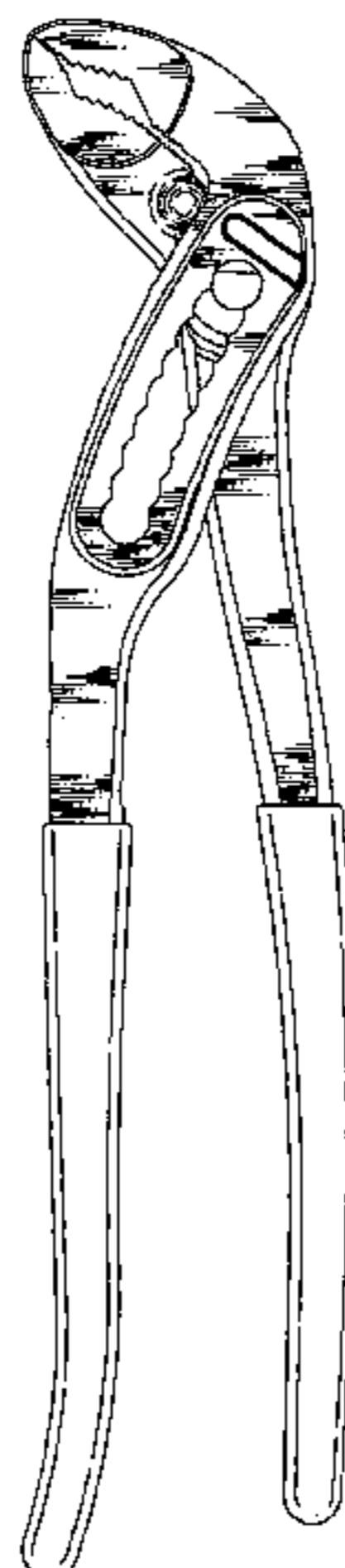


Fig. 1

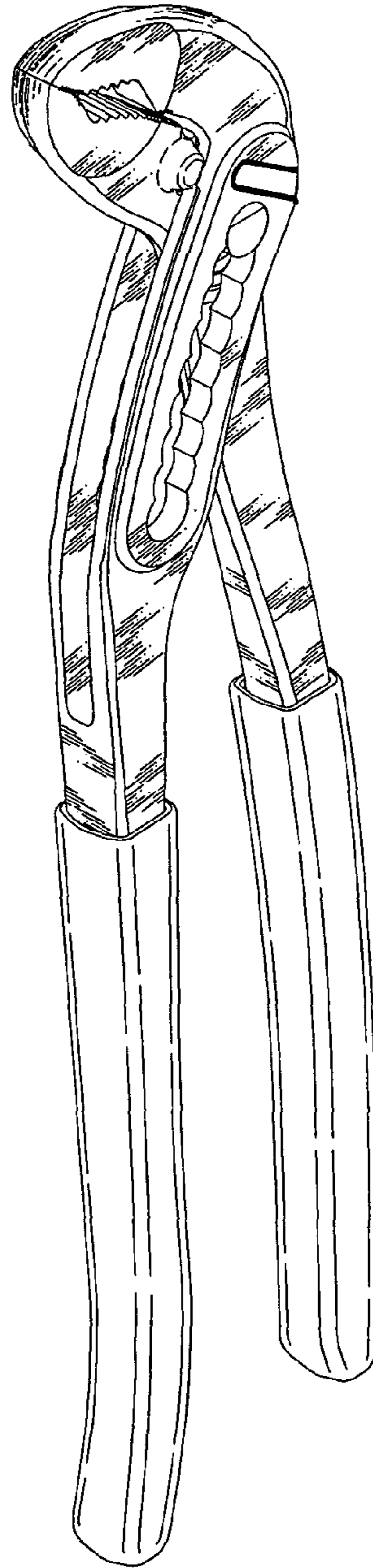


Fig. 2

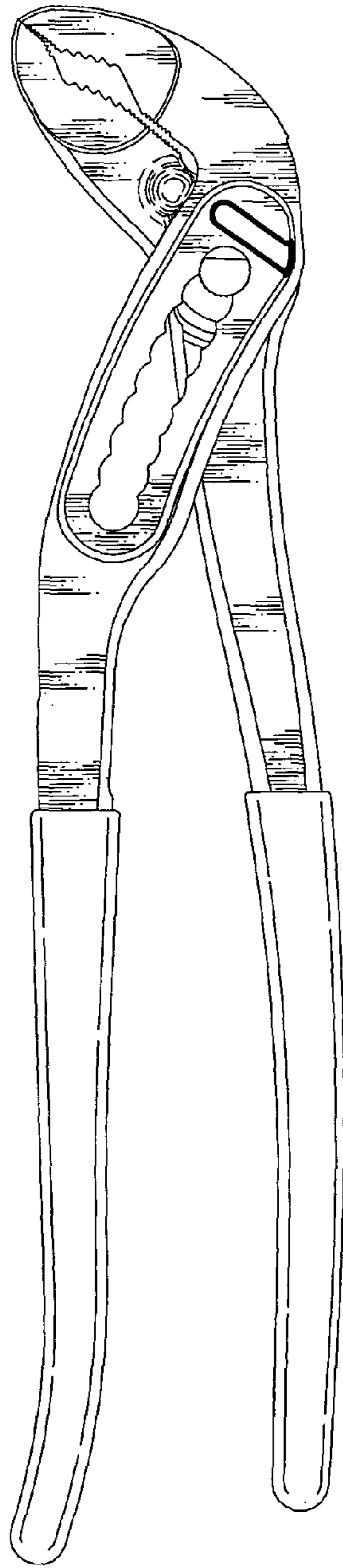


Fig. 3

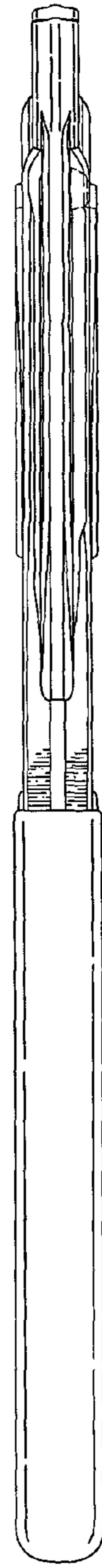


Fig. 4

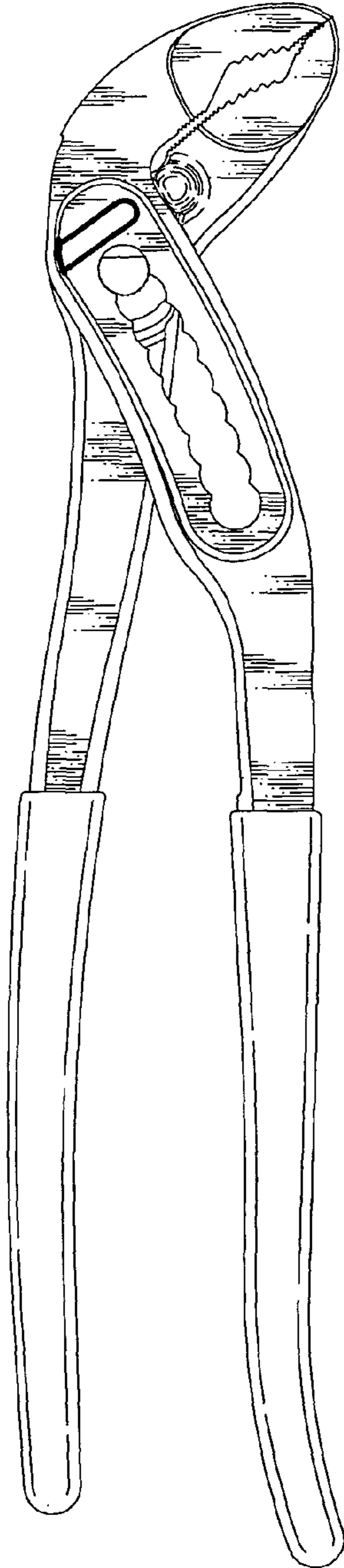


Fig. 5

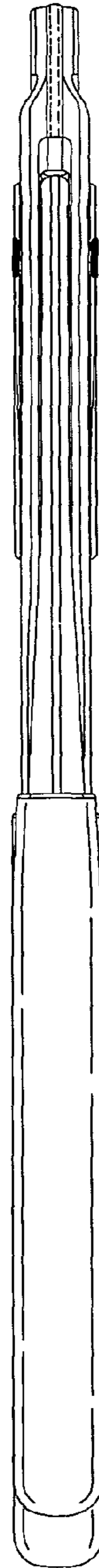


Fig. 6




Fig. 7

