



US00D679147S

(12) **United States Design Patent**
Roudybush

(10) **Patent No.:** **US D679,147 S**

(45) **Date of Patent:** **** Apr. 2, 2013**

(54) **SPORTS BOTTLE HOLDER WITH GLOBE**

(76) Inventor: **Kenneth A. Roudybush**, Brooks, OR
(US)

(**) Term: **14 Years**

(21) Appl. No.: **29/363,052**

(22) Filed: **Jun. 3, 2010**

(51) **LOC (9) Cl.** **07-06**

(52) **U.S. Cl.** **D7/625; D7/619.2**

(58) **Field of Classification Search** D7/509,
D7/510, 511, 514, 538, 539, 571, 580, 600.1,
D7/600.2, 600.3, 600.4, 601, 602, 604, 619.1,
D7/619.2, 622, 623, 624.1, 624.2, 624.3,
D7/625, 628, 629, 710; D9/649, 500, 503;
215/379, 381-385, 395, 396; 220/592.16,
220/592.17, 592.2, 592.23, 495.03, 62.11,
220/62.12, 608, 609, 660, 669, 737, 738,
220/739, 740, 741

See application file for complete search history.

(56) **References Cited**

U.S. PATENT DOCUMENTS

D69,213 S *	1/1926	Gomila	D9/614
D72,063 S *	2/1927	Hatcher	D9/649
D101,420 S *	9/1936	Steelman	D9/616

D211,565 S *	7/1968	Crump	D7/624.2
D220,792 S *	5/1971	Benson	D9/649
D224,638 S *	8/1972	Cooper	D9/649
D266,738 S *	11/1982	Cooper	D9/649
D376,291 S *	12/1996	Via et al.	D23/202
D427,907 S *	7/2000	Isbell	D9/439
D561,043 S *	2/2008	Lepoitevin	D9/649
D620,320 S *	7/2010	Carter	D7/625
D625,964 S *	10/2010	Carter	D7/625
D631,365 S *	1/2011	DeBoer	D9/649
D632,138 S *	2/2011	Carter	D7/625

* cited by examiner

Primary Examiner — Elizabeth J Oswecki

(74) *Attorney, Agent, or Firm* — Blakely, Sokoloff, Taylor & Zafman LLP

(57) **CLAIM**

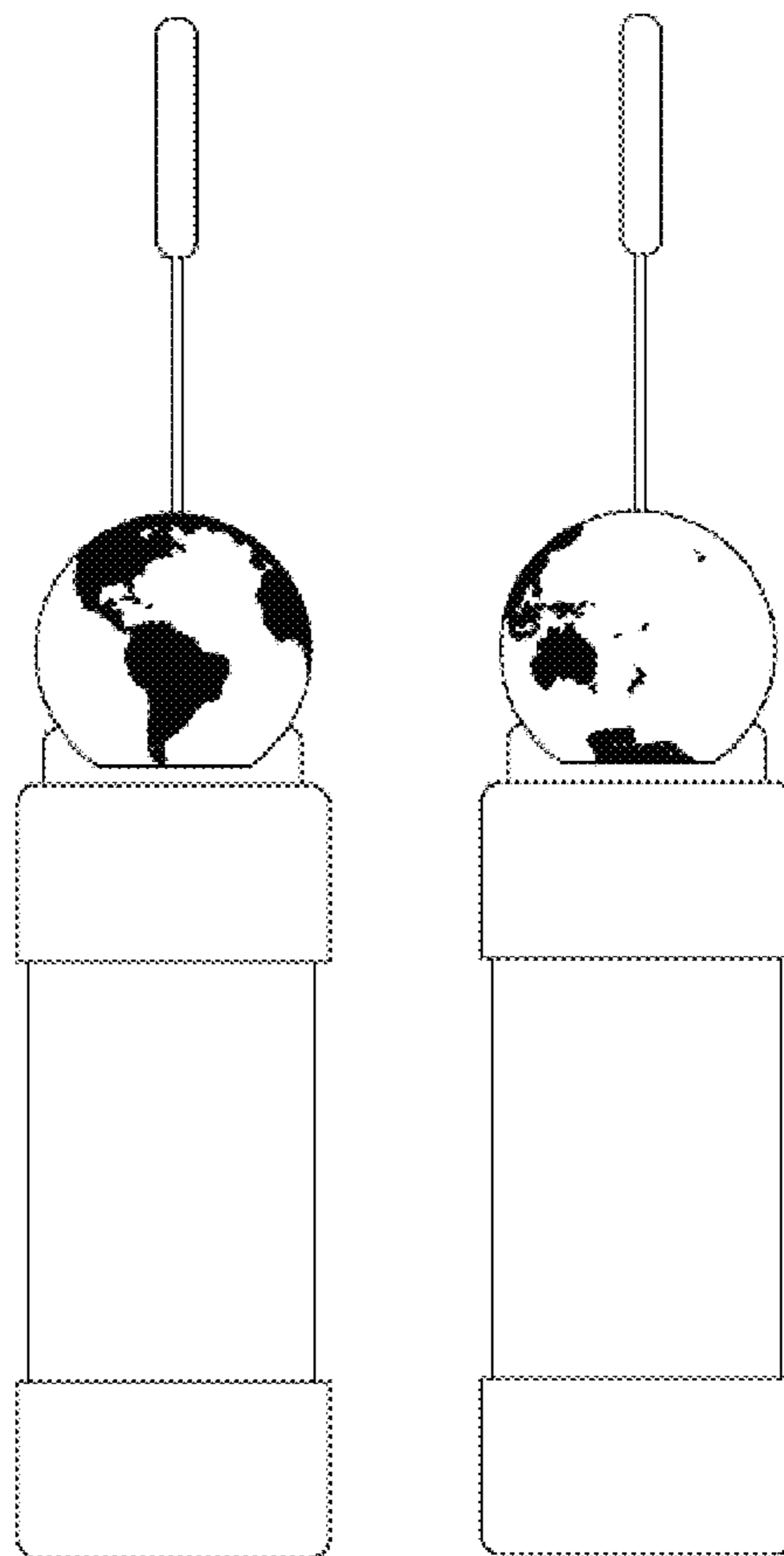
The ornamental design for a sports bottle holder with globe, as shown and described.

DESCRIPTION

FIG. 1 is a front elevation view of my design;
FIG. 2 is a back elevation view thereof;
FIG. 3 is a left side elevation view thereof;
FIG. 4 is a right side elevation view thereof; and,
FIG. 5 is a top plan view thereof.

Any broken line illustration of the structure in the drawing is not part of the design sought to be patented.

1 Claim, 2 Drawing Sheets






FIG. 1




FIG. 2

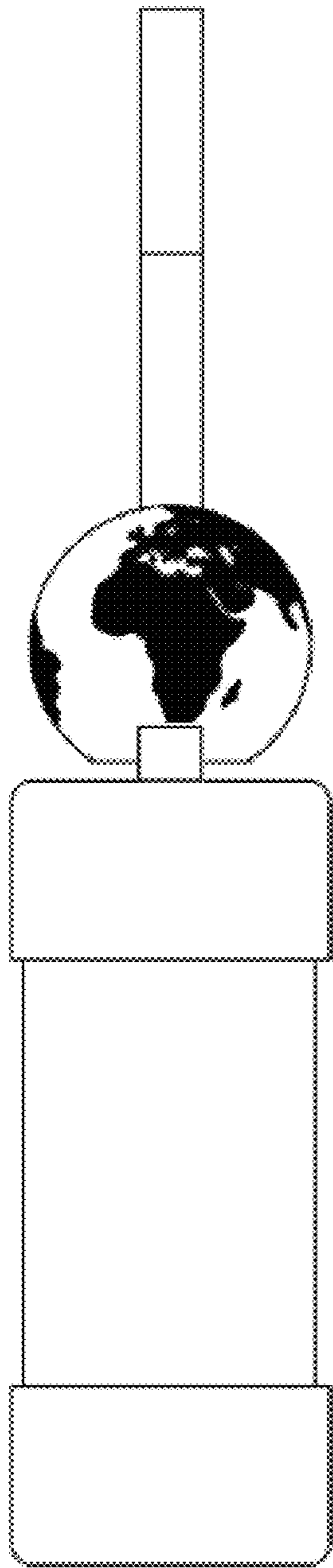


FIG. 3




FIG. 4



FIG. 5