



US00D679144S

(12) **United States Design Patent**
 Holding et al.

(10) **Patent No.:** **US D679,144 S**

(45) **Date of Patent:** **** Apr. 2, 2013**

(54) **GRIP TRAY**

(75) Inventors: **Bill Holding**, London (GB); **Ben Cox**,
London (GB)

(73) Assignee: **Joseph Joseph Ltd.**, London (GB)

(**) Term: **14 Years**

(21) Appl. No.: **29/394,785**

(22) Filed: **Jun. 21, 2011**

(30) **Foreign Application Priority Data**

Feb. 17, 2011 (EM) 001822743-0010

(51) **LOC (9) Cl.** **07-01**

(52) **U.S. Cl.** **D7/554.3**

(58) **Field of Classification Search** D7/500,
D7/550.1, 552.1, 543, 545-546, 554.3-554.4,
D7/601-602; D3/304, 314-315; 211/14,
211/41.7; 206/557; 220/574-575, 657

See application file for complete search history.

(56) **References Cited**

U.S. PATENT DOCUMENTS

1,819,660	A *	8/1931	Stone	99/446
2,057,951	A *	10/1936	Ingram et al.	99/422
D291,526	S *	8/1987	Heaney et al.	D7/354
5,353,930	A *	10/1994	Berry, Jr.	206/370
D362,572	S *	9/1995	Joseph, Jr.	D6/511
D408,682	S *	4/1999	Costa	D7/354
5,913,422	A *	6/1999	Cote et al.	206/370
6,193,932	B1 *	2/2001	Wu et al.	422/28
D475,625	S *	6/2003	Lin	D9/456
D493,256	S *	7/2004	Kim	D28/61
D514,874	S *	2/2006	Eckley et al.	D7/356
D528,376	S *	9/2006	Munson et al.	D7/667

D539,075	S *	3/2007	Schuler	D7/354
D540,541	S *	4/2007	Liukko	D3/309
D550,043	S *	9/2007	Brattoli	D7/554.3
7,347,327	B2 *	3/2008	Lobman et al.	206/518
D567,022	S *	4/2008	Spangrud	D7/409
D581,203	S *	11/2008	Simon et al.	D7/354
D596,902	S *	7/2009	Hrovat	D7/550.1
D601,854	S *	10/2009	Rubin	D7/554.3
D612,663	S *	3/2010	Galperin	D7/354
D634,570	S *	3/2011	Lin	D6/511
D638,137	S *	5/2011	Gross et al.	D24/227
D641,210	S *	7/2011	Hamilton	D7/554.3
D645,311	S *	9/2011	Shamoon	D7/698
D651,043	S *	12/2011	Sarnoff et al.	D7/409
D653,496	S *	2/2012	Henry	D7/354
D655,969	S *	3/2012	Lion et al.	D7/323
D656,778	S *	4/2012	Bolgert	D7/354
2006/0225725	A1 *	10/2006	Rinaldo	126/9 R
2008/0185390	A1 *	8/2008	Lieizeit	220/657

* cited by examiner

Primary Examiner — Kelley Donnelly

(74) *Attorney, Agent, or Firm* — Millen, White, Zelano & Branigan, P.C.

(57) **CLAIM**

The ornamental design for a grip tray, as shown and described.

DESCRIPTION

FIG. 1 is a top view of the grip tray.
FIG. 2 is a side view of the grip tray.
FIG. 3 is a bottom view of the grip tray; and,
FIG. 4 is a front view of the grip tray.
The broken lines shown in the drawing views of FIG. 1 and FIG. 3 represent portions of the grip tray that form no part of the claimed design.

1 Claim, 4 Drawing Sheets




FIG. 1







FIG. 2

FIG. 3






FIG.4