



US00D679136S

(12) **United States Design Patent**
Valera

(10) **Patent No.:** **US D679,136 S**
(45) **Date of Patent:** **** Apr. 2, 2013**

(54) **PLATE APPARATUS FOR AREPA MAKING DEVICE**

(76) Inventor: **Diego Valera**, Miami, FL (US)

(**) Term: **14 Years**

(21) Appl. No.: **29/420,183**

(22) Filed: **May 4, 2012**

(51) **LOC (9) Cl.** **07-02**

(52) **U.S. Cl.** **D7/409; D7/352; D7/357; D7/364**

(58) **Field of Classification Search** D7/323,
D7/329-331, 337, 339, 346-347, 350.1-350.4,
D7/352-367, 391, 393, 395, 402, 409-410,
D7/538, 542, 672-674; 99/324-325, 331-332,
99/337-349, 358, 369-376, 380, 389, 400-418,
99/422, 425, 444-446, 483; 126/37 R, 261,
126/378.1; 206/501-505, 507-508; 219/386,
219/400, 405, 429-442, 450.1, 452.13, 620-624,
219/725, 730-735; 220/23.8, 315, 573.1-573.5,
220/912; 249/119; 426/438, 441, 549

See application file for complete search history.

(56) **References Cited**

U.S. PATENT DOCUMENTS

323,887	A *	8/1885	Porter	249/119
608,144	A *	7/1898	Porter	220/23.8
1,587,788	A *	6/1926	Morley	99/376
1,663,719	A *	3/1928	Morley	426/549
3,696,734	A *	10/1972	Beasley et al.	99/331
3,719,507	A *	3/1973	Bardeau	99/375
3,948,159	A *	4/1976	Vigerstrom	99/358
D262,425	S *	12/1981	Thelander	D7/357
D262,430	S *	12/1981	Thelander	D7/357
D275,925	S *	10/1984	Bowen et al.	D7/357
5,253,565	A *	10/1993	Burton	99/374
5,596,922	A *	1/1997	Chan	99/380
5,613,426	A *	3/1997	Chan Gabbai	99/375

D549,515	S *	8/2007	Curtin et al.	D7/352
D604,998	S *	12/2009	Ablo	D7/674
D642,420	S *	8/2011	Lavy et al.	D7/352
D643,243	S *	8/2011	Harrod	D7/352
D643,673	S *	8/2011	Lavy et al.	D7/352
D643,676	S *	8/2011	Lavy et al.	D7/364
D643,677	S *	8/2011	Lavy et al.	D7/364
D657,608	S *	4/2012	Lavy et al.	D7/352
D657,609	S *	4/2012	Lavy et al.	D7/352
D663,590	S *	7/2012	Muspratt-Williams	D7/674
D668,907	S *	10/2012	Lavy et al.	D7/352
D669,299	S *	10/2012	Lavy et al.	D7/352
D669,300	S *	10/2012	Lavy et al.	D7/352

* cited by examiner

Primary Examiner — Ricky Pham

(74) *Attorney, Agent, or Firm* — Mark Terry

(57) **CLAIM**

The ornamental design for a plate apparatus for an arepa making device, as shown and described.

DESCRIPTION

FIG. 1 is a top view of the plate apparatus for an arepa making device, showing the new design;

FIG. 2 is a left side view thereof;

FIG. 3 is a right side view thereof;

FIG. 4 is a rear view thereof;


FIG. 5 is a front view thereof;

FIG. 6 is a side perspective view of the plate apparatus used in tandem in an arepa making device, showing the new design; and,

FIG. 7 is a front perspective view of the plate apparatus used in tandem in an arepa making device, showing the new design.

The broken lines shown in the drawings are for illustrative purposes only and form no part of the claimed design.

1 Claim, 4 Drawing Sheets



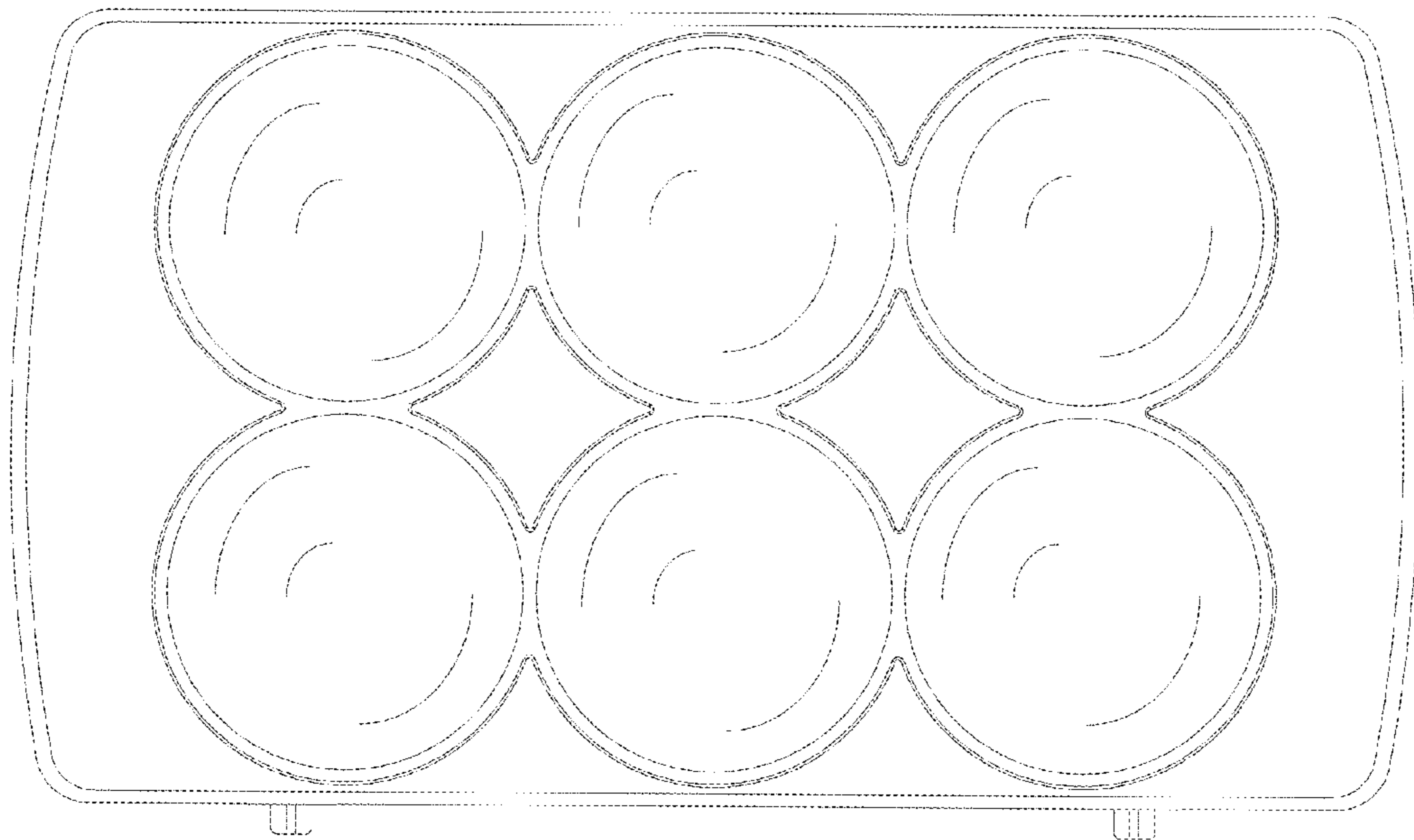


FIG 1

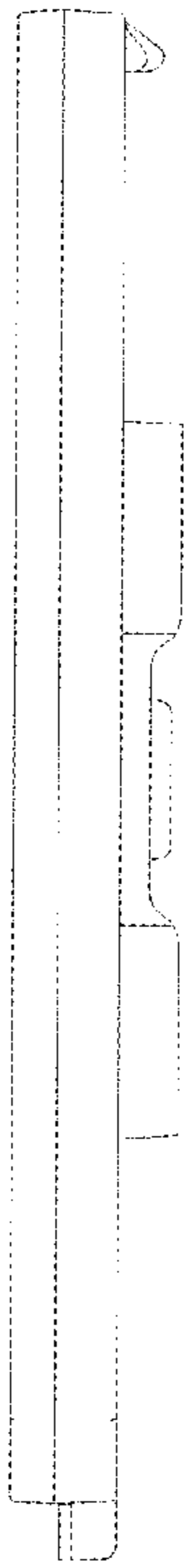


FIG 2

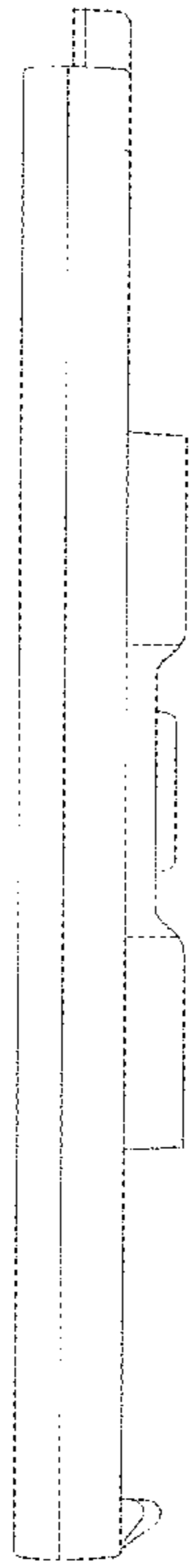


FIG 3

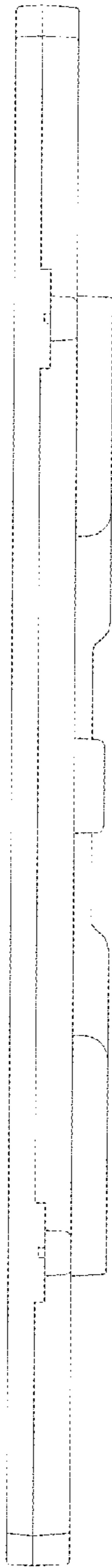


FIG 4

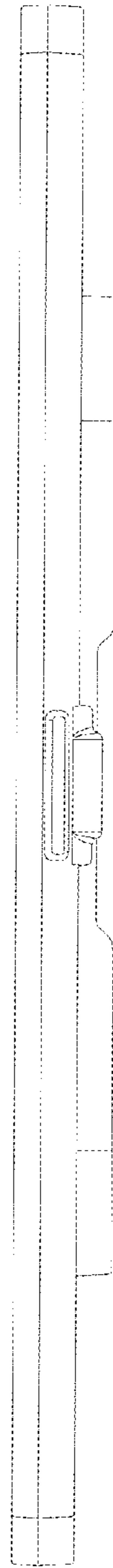


FIG 5

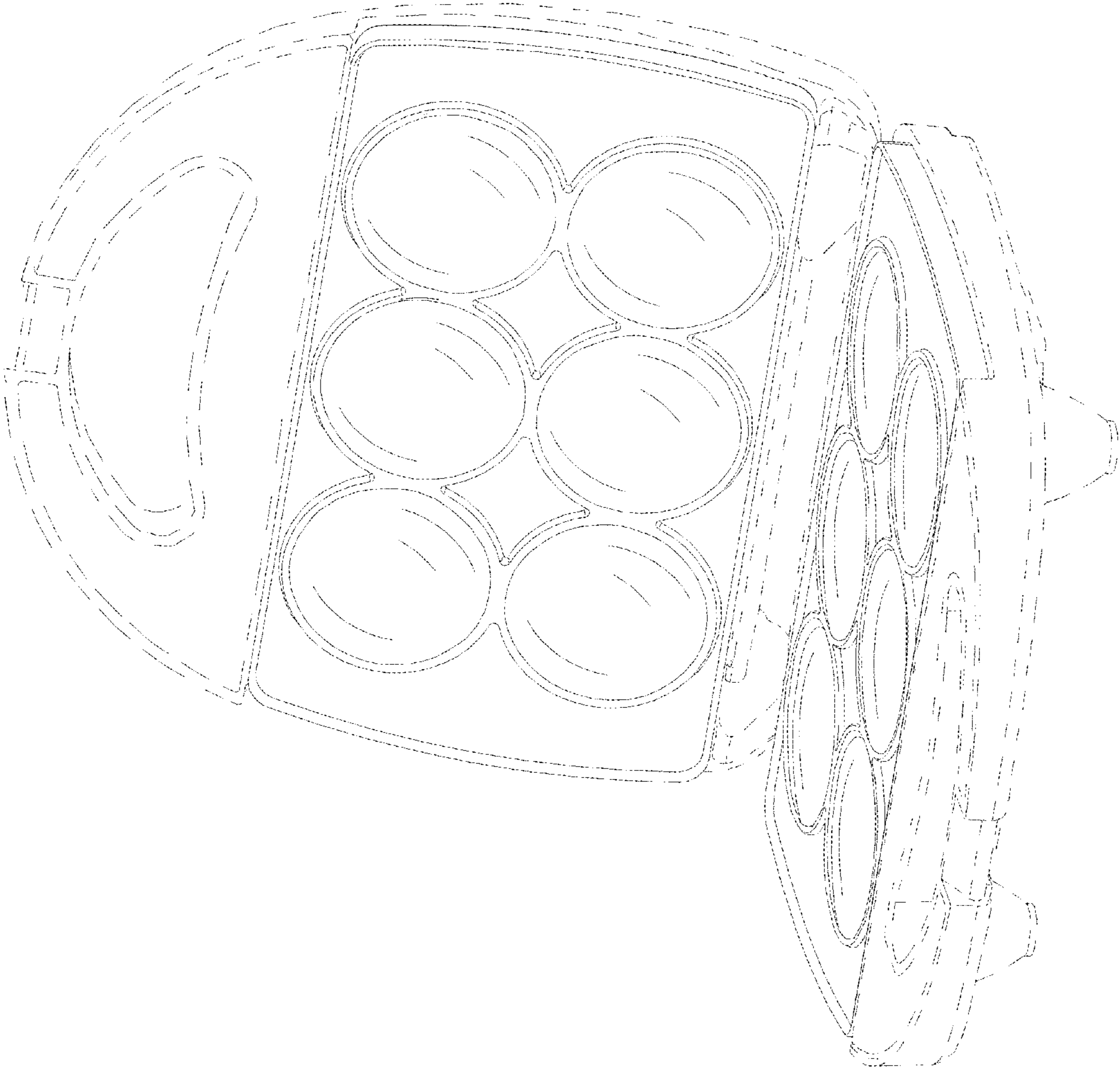


FIG 6

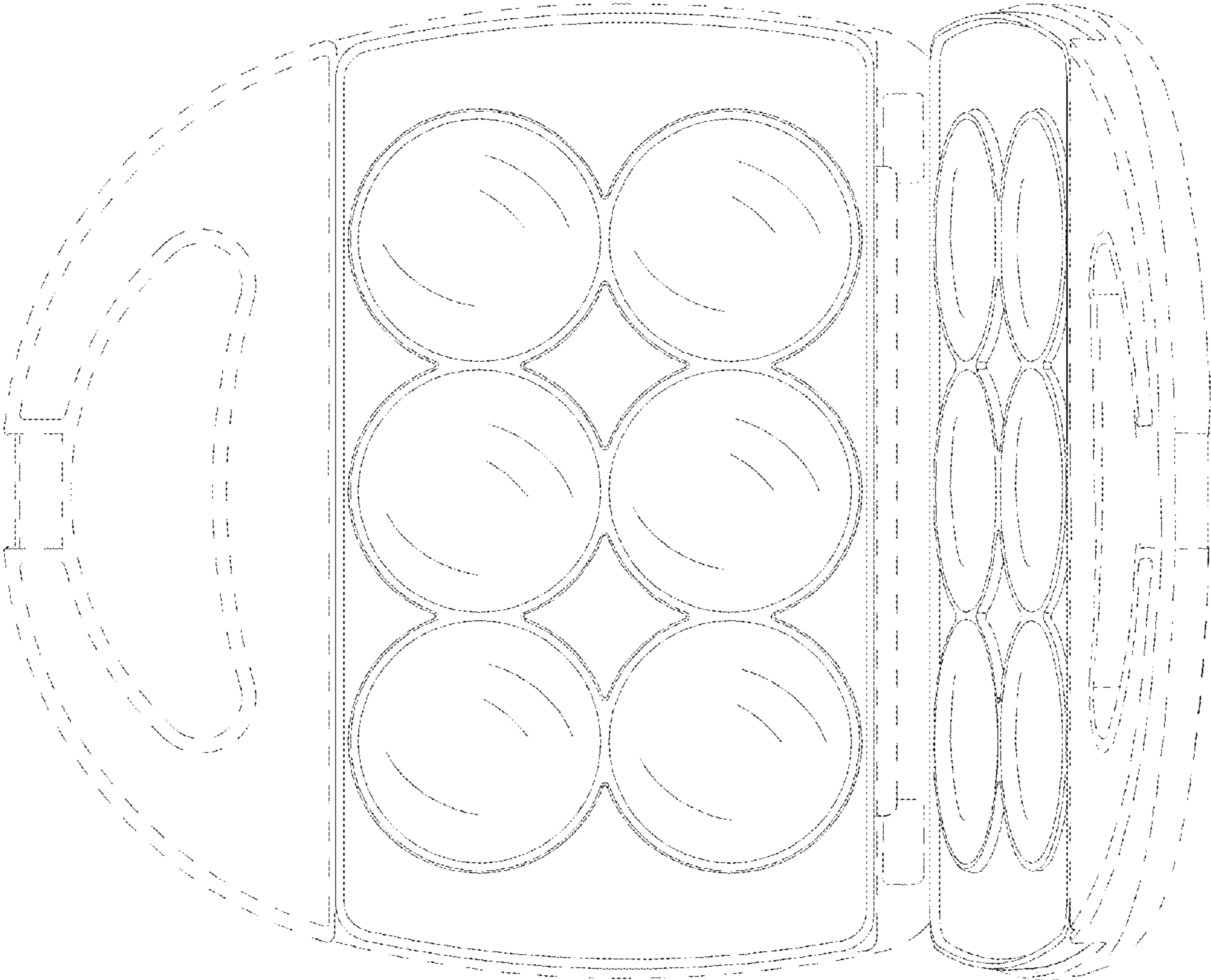


FIG 7