



US00D679111S

(12) **United States Design Patent**  
**Asner**

(10) **Patent No.:** **US D679,111 S**

(45) **Date of Patent:** **\*\* Apr. 2, 2013**

(54) **SIDECHAIR**

(75) Inventor: **Kimberly E. Asner**, Baltimore, MD  
(US)

(73) Assignee: **Country Casual, Inc.**, Gaithersburg,  
MD (US)

(\*\*) Term: **14 Years**

(21) Appl. No.: **29/410,741**

(22) Filed: **Jan. 11, 2012**

(51) **LOC (9) Cl.** ..... **06-01**

(52) **U.S. Cl.** ..... **D6/370**

(58) **Field of Classification Search** ..... D6/334-336,  
D6/369, 370, 374, 375, 376, 379, 380, 381,  
D6/500-502; 297/232, 411.28, 445.1, 446,  
297/452.63, 452.64

See application file for complete search history.

(56) **References Cited**

U.S. PATENT DOCUMENTS

D350,652 S *	9/1994	Wegener	.....	D6/370
D375,636 S *	11/1996	Arcese et al.	.....	D6/370
D547,961 S *	8/2007	Hutton et al.	.....	D6/370
D660,039 S *	5/2012	Grotta et al.	.....	D6/370

\* cited by examiner

*Primary Examiner* — Mimosa De

(74) *Attorney, Agent, or Firm* — Rosenberg, Klein & Lee

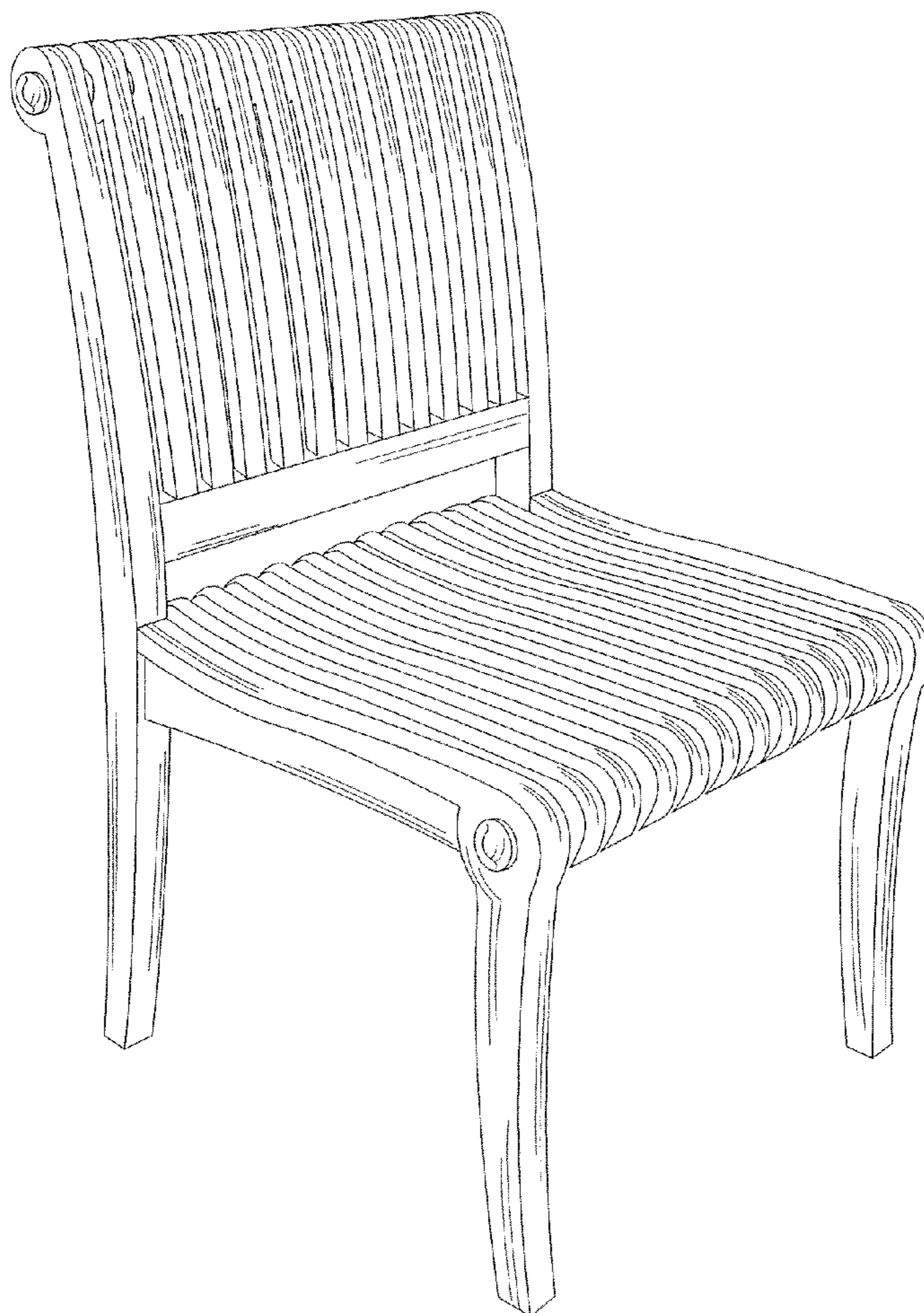
(57) **CLAIM**

The ornamental design of a sidechair, as shown and described.

**DESCRIPTION**

FIG. 1 is a frontal perspective view of the sidechair showing my new design;  
FIG. 2 is a right elevational view thereof, the left elevational view being identical;  
FIG. 3 is a front elevational view thereof;  
FIG. 4 is a bottom plan view thereof;  
FIG. 5 is a top plan view thereof; and,  
FIG. 6 is a rear elevational view thereof.

**1 Claim, 6 Drawing Sheets**






Fig. 1

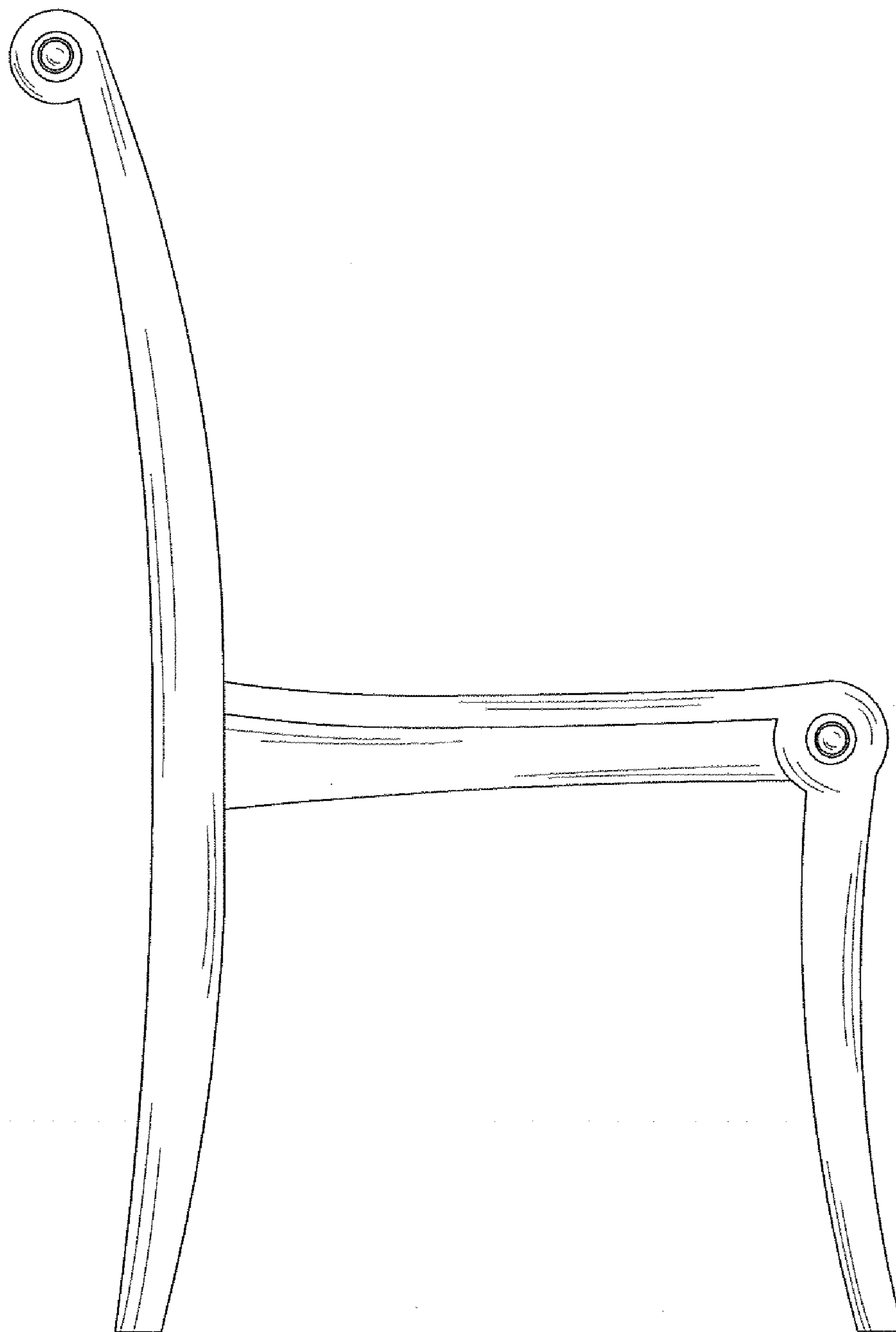


Fig. 2



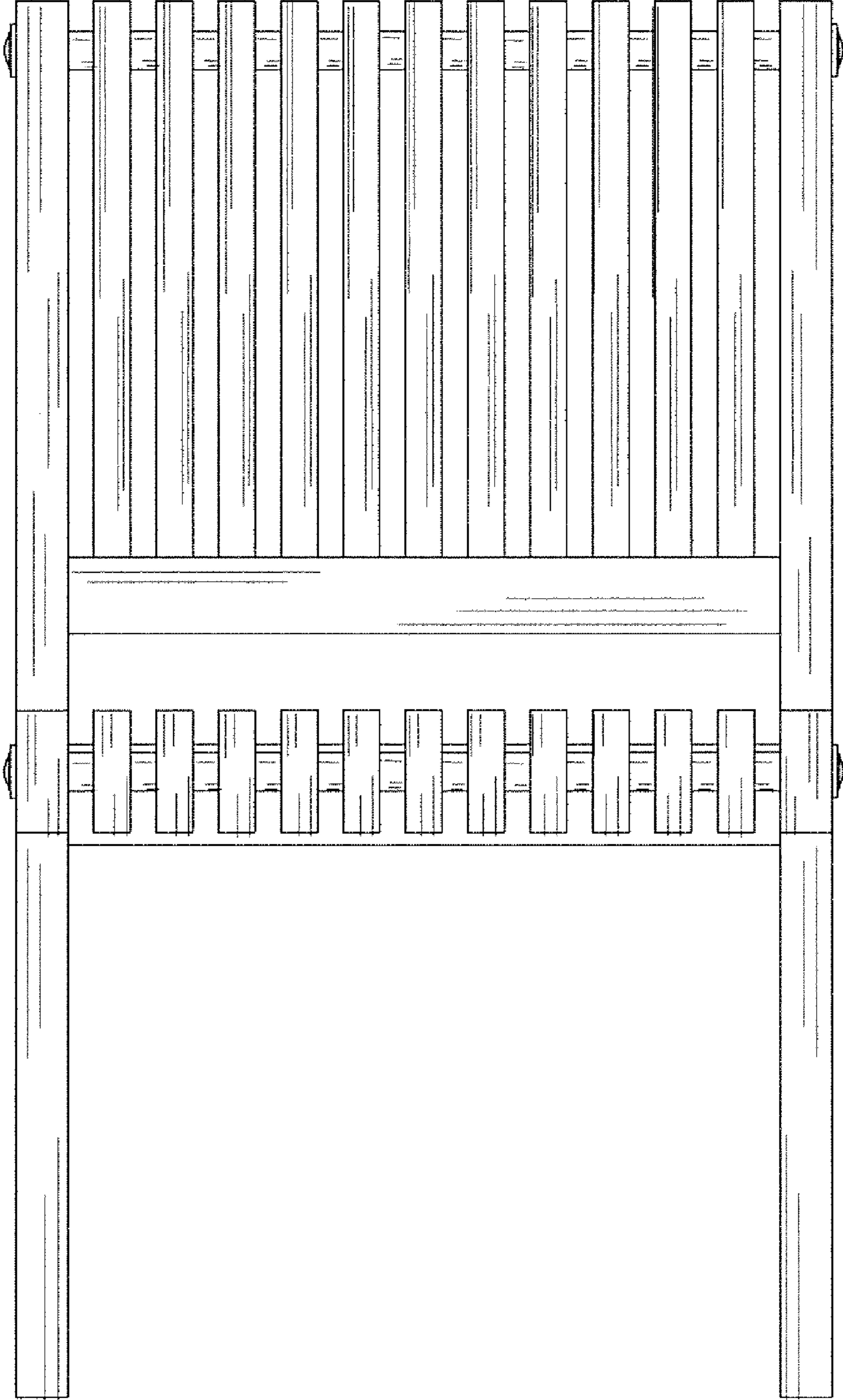


Fig. 3




Fig. 4




Fig. 5






Fig. 6