



US00D679110S

(12) **United States Design Patent**  
**Asner**

(10) **Patent No.:** **US D679,110 S**  
(45) **Date of Patent:** **\*\* Apr. 2, 2013**

(54) **SOFA**

(75) **Inventor:** **Kimberly E. Asner**, Baltimore, MD  
(US)

(73) **Assignee:** **Country Casual, Inc.**, Gaithersburg,  
MD (US)

(\*\*) **Term:** **14 Years**

(21) **Appl. No.:** **29/410,739**

(22) **Filed:** **Jan. 11, 2012**

(51) **LOC (9) Cl.** ..... **06-01**

(52) **U.S. Cl.** ..... **D6/370**

(58) **Field of Classification Search** ..... D6/334–336,  
D6/369, 370, 374, 375, 376, 379, 380, 381,  
D6/500–502; 297/232, 411.28, 445.1, 446,  
297/452.63, 452.64

See application file for complete search history.

(56) **References Cited**

U.S. PATENT DOCUMENTS

D360,538	S	*	7/1995	Skalka	.....	D6/370
D447,882	S	*	9/2001	Kane	.....	D6/379
D466,318	S	*	12/2002	Arnold	.....	D6/370
D660,036	S	*	5/2012	Grotta et al.	.....	D6/370

\* cited by examiner

*Primary Examiner* — Mimosa De

(74) *Attorney, Agent, or Firm* — Rosenberg, Klein & Lee

(57) **CLAIM**

The ornamental design of a sofa, as shown and described.

**DESCRIPTION**

FIG. 1 is a frontal perspective view of the sofa showing my new design;

FIG. 2 is a right elevational view thereof, the left elevational view being identical;

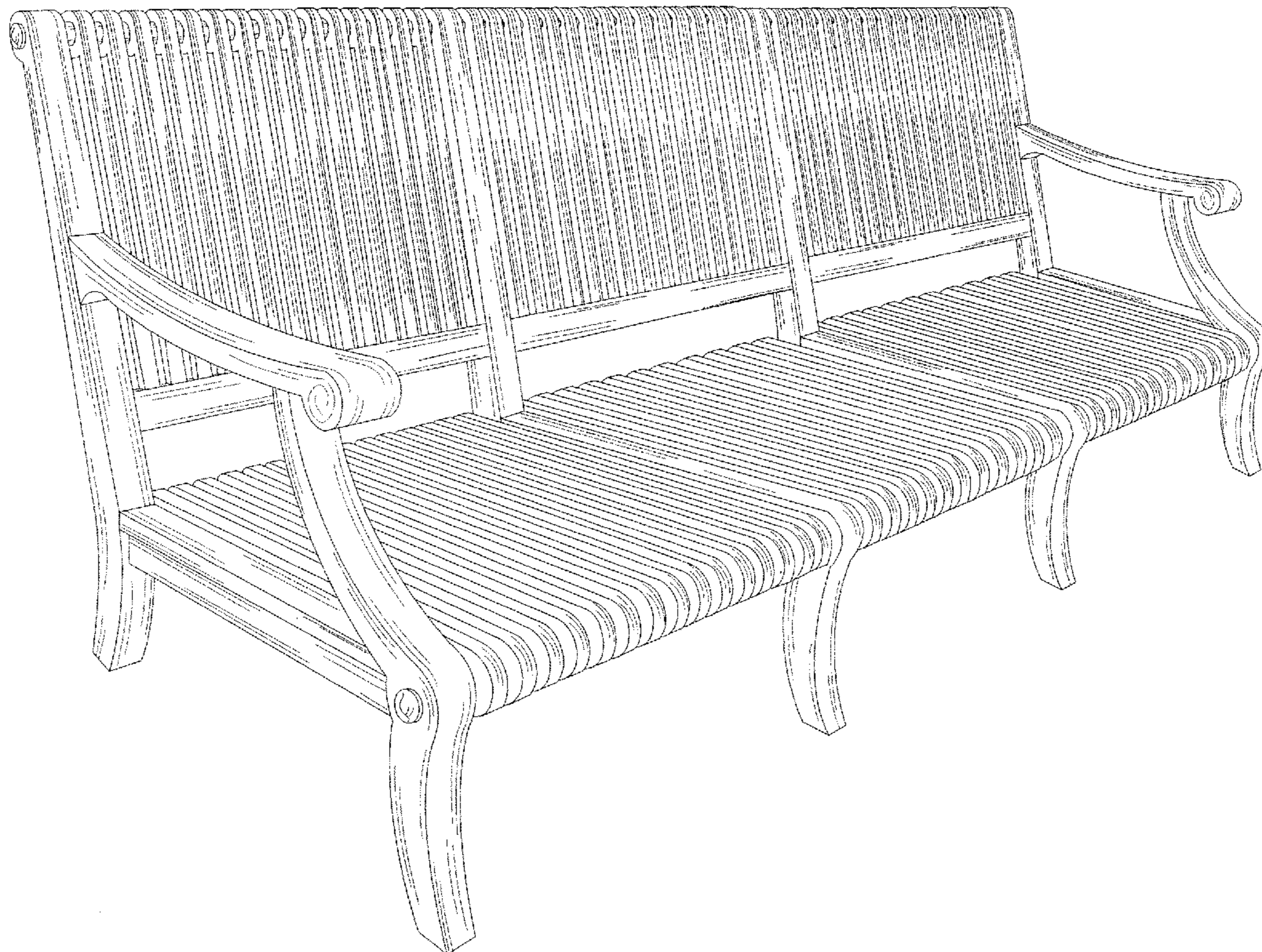
FIG. 3 is a front elevational view thereof;

FIG. 4 is a bottom plan view thereof;

FIG. 5 is a top plan view thereof; and,

FIG. 6 is a rear elevational view thereof.

**1 Claim, 6 Drawing Sheets**



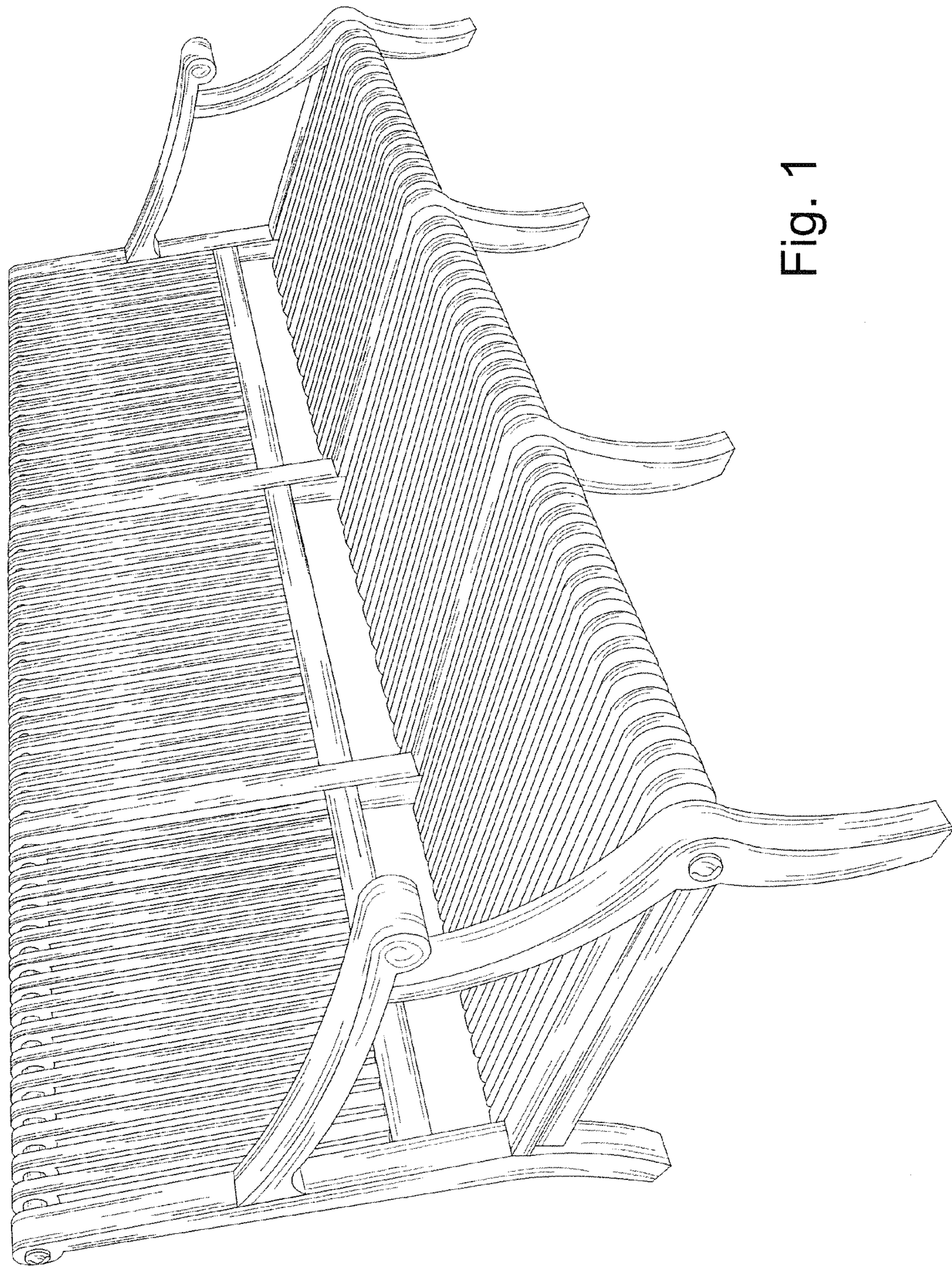


Fig. 1




Fig. 2

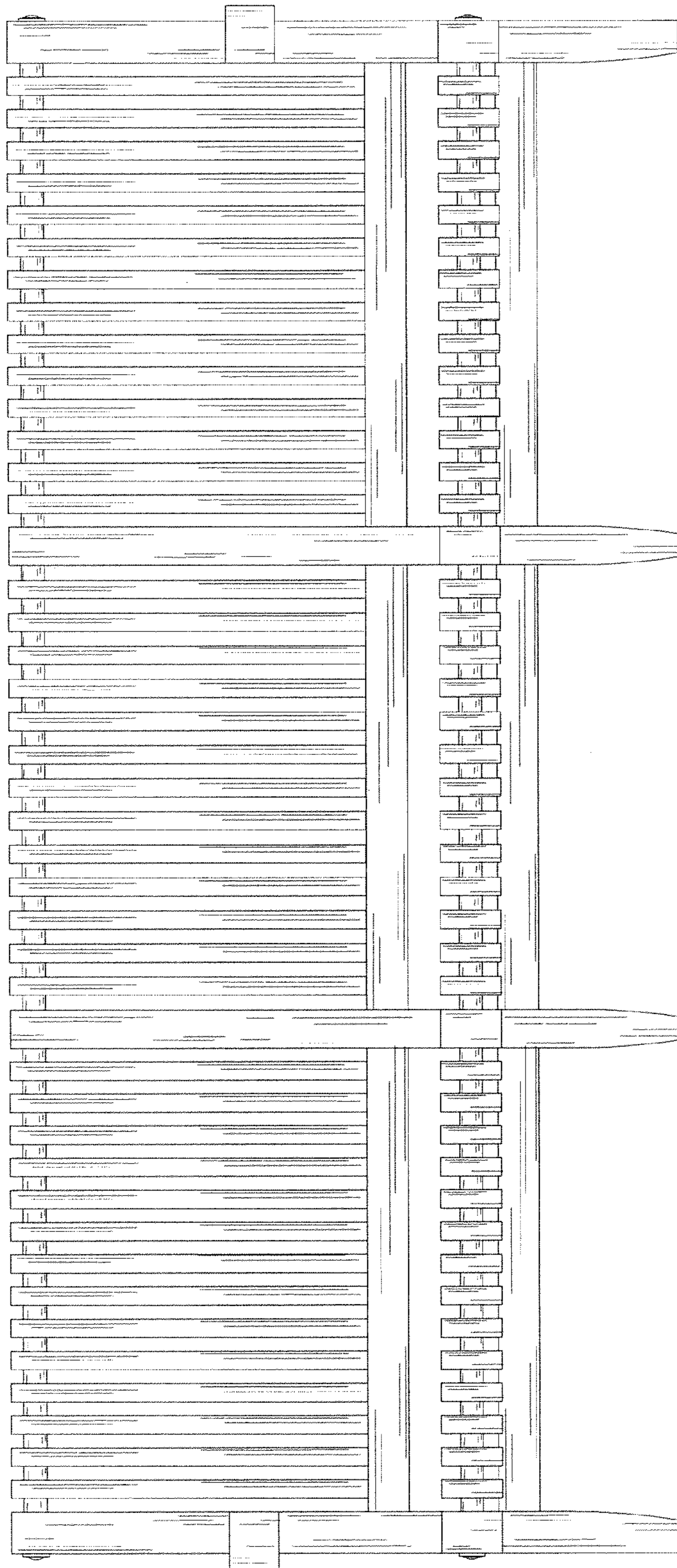


Fig. 3




Fig. 4




Fig. 5

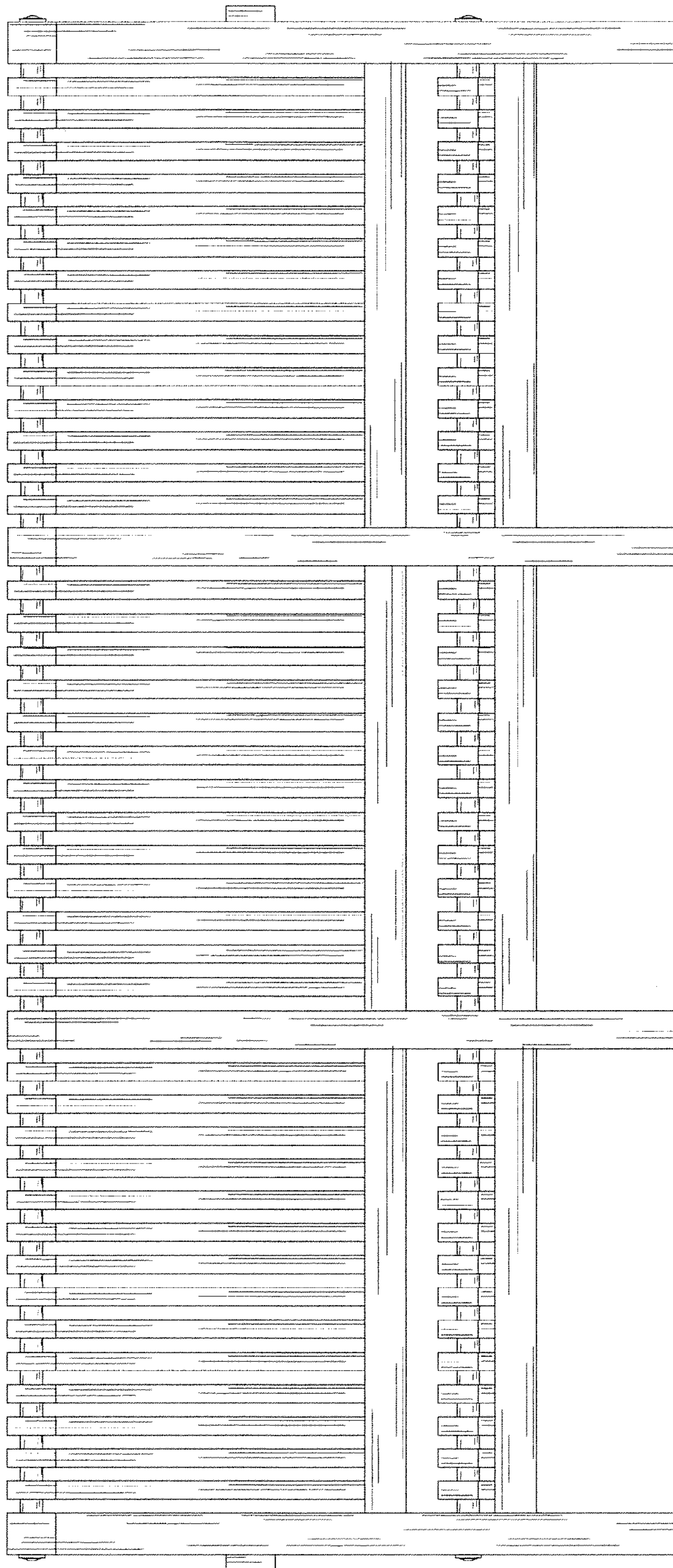


Fig. 6