



US00D679104S

(12) **United States Design Patent**
Pouzet

(10) **Patent No.:** **US D679,104 S**
(45) **Date of Patent:** **** Apr. 2, 2013**

(54) **CHAIR**

(71) Applicant: **Daniel Pouzet**, Draguignan (FR)

(72) Inventor: **Daniel Pouzet**, Draguignan (FR)

(73) Assignee: **Dedon GmbH**, Luneburg (DE)

(**) Term: **14 Years**

(21) Appl. No.: **29/434,789**

(22) Filed: **Oct. 17, 2012**

(30) **Foreign Application Priority Data**

Jul. 30, 2012 (EP) 002081364-0002

(51) **LOC (9) Cl.** **06-01**

(52) **U.S. Cl.** **D6/347**

(58) **Field of Classification Search** D6/334-336,
D6/344, 347, 369, 370, 375, 500-502; 297/273,
297/277, 452.12, 452.19, 452.64; D21/823;
D30/118

See application file for complete search history.

(56) **References Cited**

U.S. PATENT DOCUMENTS

D249,408	S	*	9/1978	Jackson	D6/347
D254,829	S	*	4/1980	Gass	D6/347
D278,549	S	*	4/1985	Kristich	D21/823
D309,199	S	*	7/1990	McMahon	D30/118
5,374,107	A	*	12/1994	Schnitzler	297/273
D557,514	S	*	12/2007	Lohle	D6/369

* cited by examiner

Primary Examiner — Mimoso De

(74) *Attorney, Agent, or Firm* — C. Brandon Browning;
Maynard, Cooper & Gale, PC

(57) **CLAIM**

The ornamental design for a chair, as shown and described.

DESCRIPTION

FIG. 1 is a perspective view showing a chair in accordance with the invention.

FIG. 2 is a front elevational view of the chair of FIG. 1;

FIG. 3 is a rear elevational view of the chair of FIG. 1;

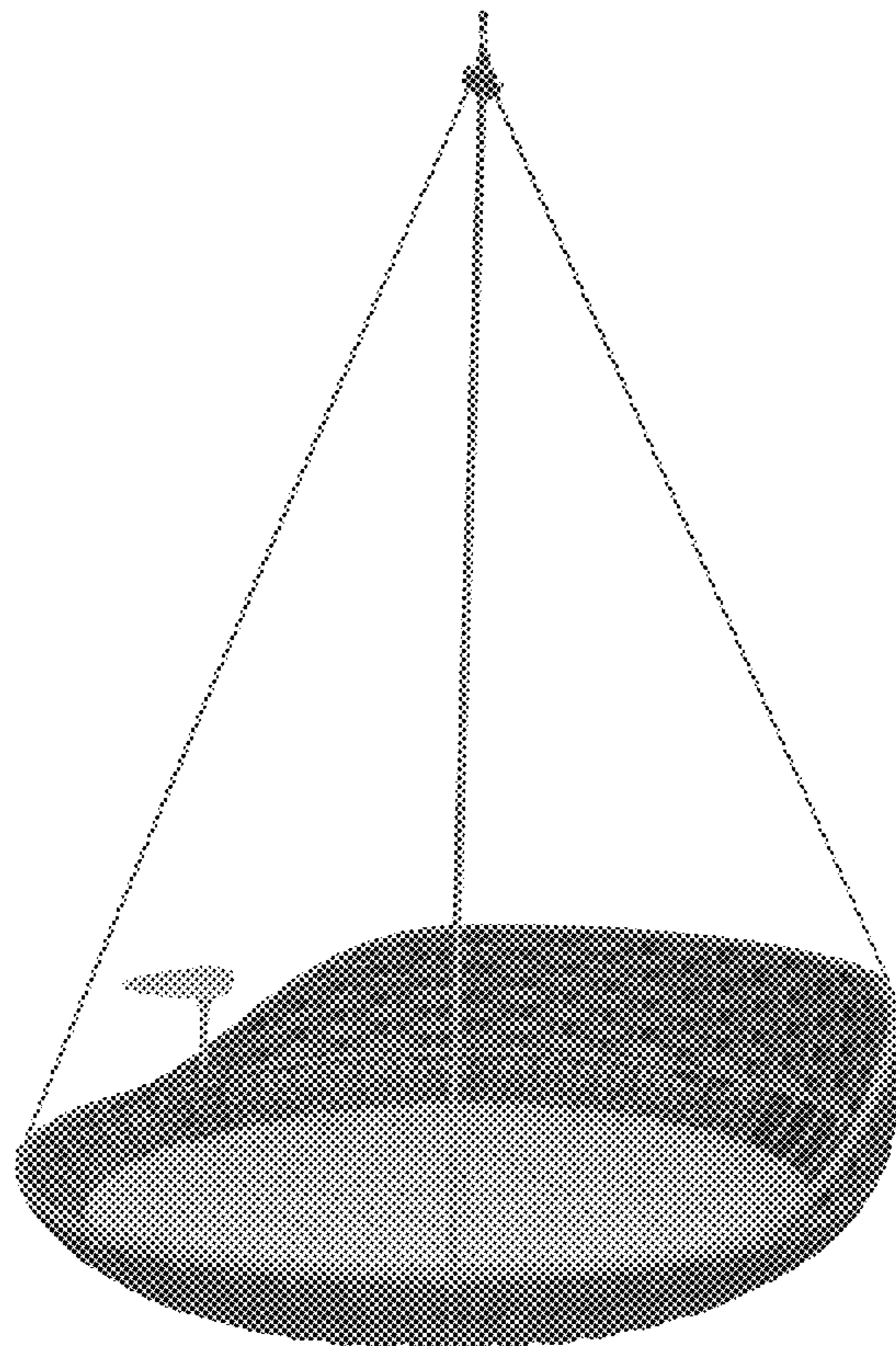
FIG. 4 is a side elevational view of the chair of FIG. 1;

FIG. 5 is a side elevational view of the side opposite that shown in FIG. 4;

FIG. 6 is a top plan view of the chair of FIG. 1; and,

FIG. 7 is a bottom view of the chair of FIG. 1.

1 Claim, 7 Drawing Sheets



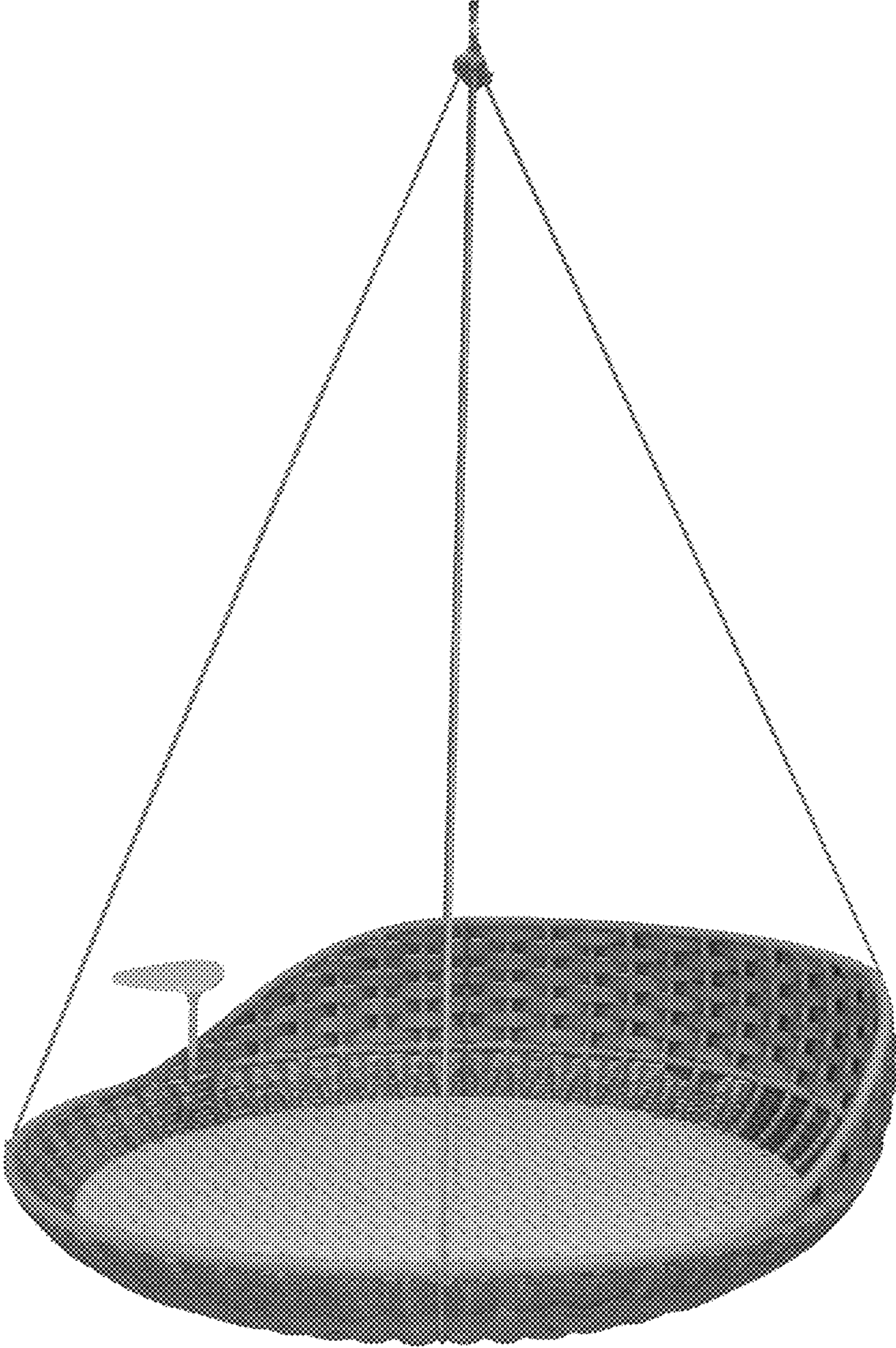


FIG. 1



FIG. 2



FIG. 3

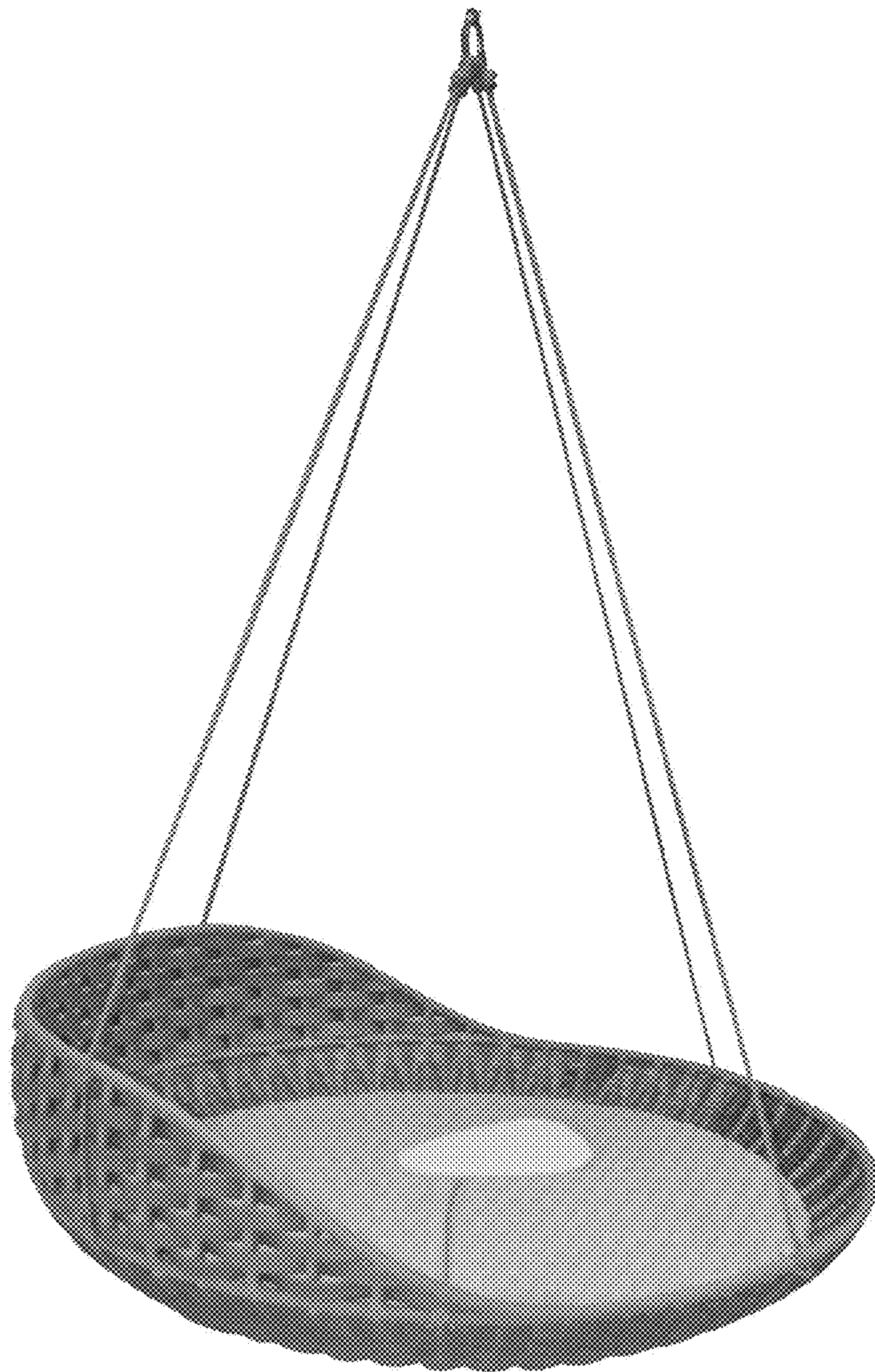


FIG. 4

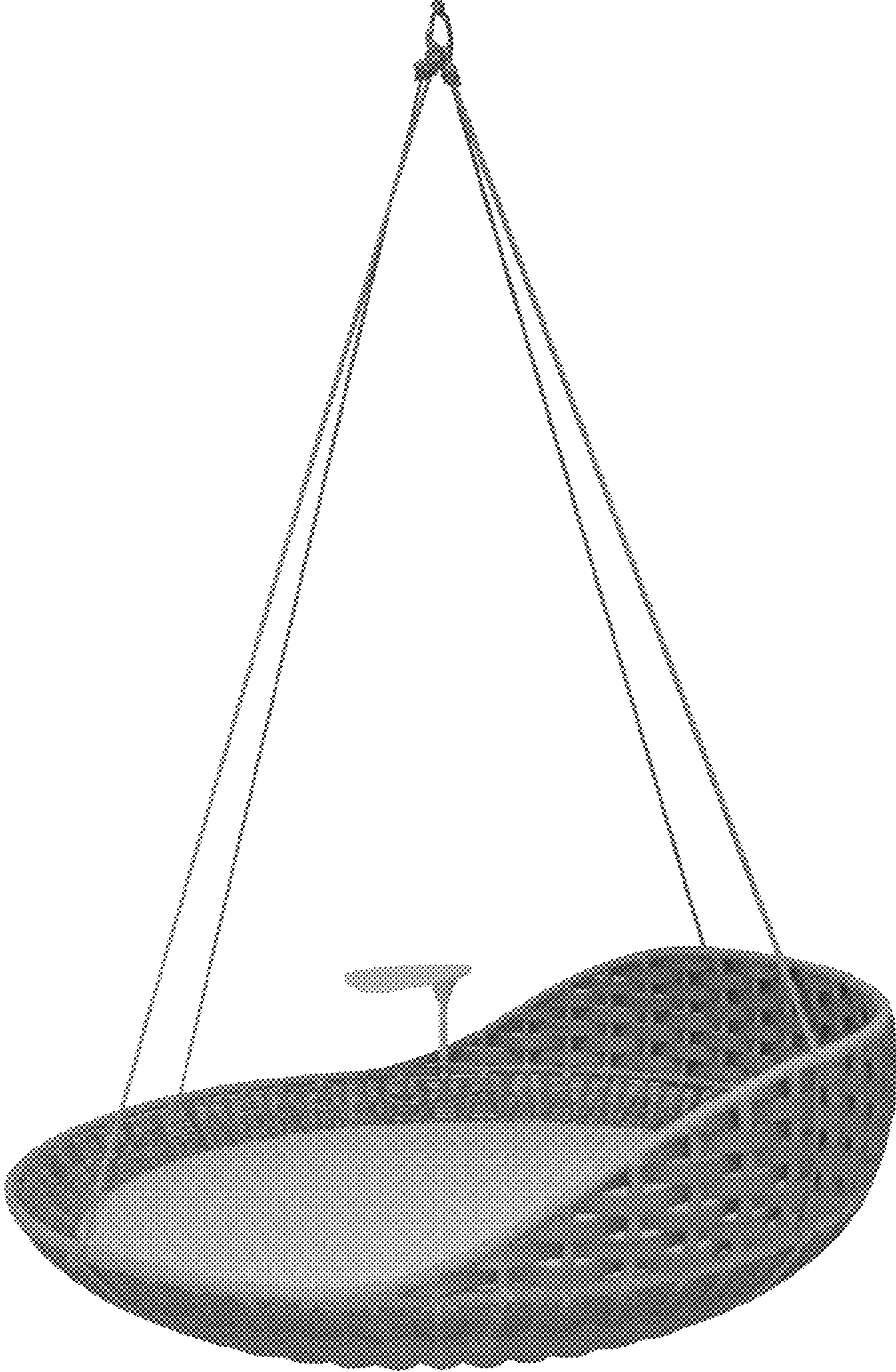


FIG. 5




FIG. 6




FIG. 7