



US00D679103S

(12) **United States Design Patent**
Hodgkinson et al.

(10) **Patent No.:** **US D679,103 S**
(45) **Date of Patent:** **** Apr. 2, 2013**

(54) **WEDDING DRESS HANGER**
(75) Inventors: **Dana Hodgkinson**, Arroyo Grande, CA
(US); **Raymond Hodgkinson**, Arroyo Grande, CA (US)

(73) Assignee: **Dana Hodgkinson**, Arroyo Grande, CA
(US)

(**) Term: **14 Years**

(21) Appl. No.: **29/420,888**

(22) Filed: **May 14, 2012**

(51) **LOC (9) Cl.** **06-07**

(52) **U.S. Cl.** **D6/318**

(58) **Field of Classification Search** D6/315-328;
223/85-98; 211/113, 118, 119; 248/217.2
See application file for complete search history.

(56) **References Cited**

U.S. PATENT DOCUMENTS

1,246,972	A *	11/1917	Malsin	223/88
1,990,128	A *	2/1935	Lederer	223/93
2,409,708	A *	10/1946	Rothweiler	223/90
2,658,627	A *	11/1953	Magnuson	211/113
D210,333	S *	2/1968	Apy	D6/318
D424,815	S *	5/2000	Gonzaga	D6/317
D436,257	S *	1/2001	Glatteman	D6/318
D499,561	S *	12/2004	Schultz et al.	D6/326

D505,795	S *	6/2005	Schultz et al.	D6/318
D507,889	S *	8/2005	Miller	D6/317
D514,828	S *	2/2006	Miller	D6/317
D597,747	S *	8/2009	Heroux	D6/318
D614,411	S *	4/2010	Warren et al.	D6/318

* cited by examiner

Primary Examiner — Stella Reid

Assistant Examiner — Lauren Calve

(74) *Attorney, Agent, or Firm* — Felix L. Fischer

(57) **CLAIM**

The ornamental design for a wedding dress hanger, as shown and described.

DESCRIPTION

FIG. 1 is a top right perspective view of a hanger according to the present design;

FIG. 2 is a bottom left perspective view of a hanger according to the present design;

FIG. 3 is a front view of the hanger, the rear view being symmetrical;


FIG. 4 is a right side view of the hanger, the left side view being symmetrical; and

FIG. 5 is bottom view of the hanger; and,

FIG. 6 is a top view of the hanger.

The broken line showing of the hook feature is included for the purpose of illustrating non-claimed subject matter.

1 Claim, 4 Drawing Sheets






FIG. 1

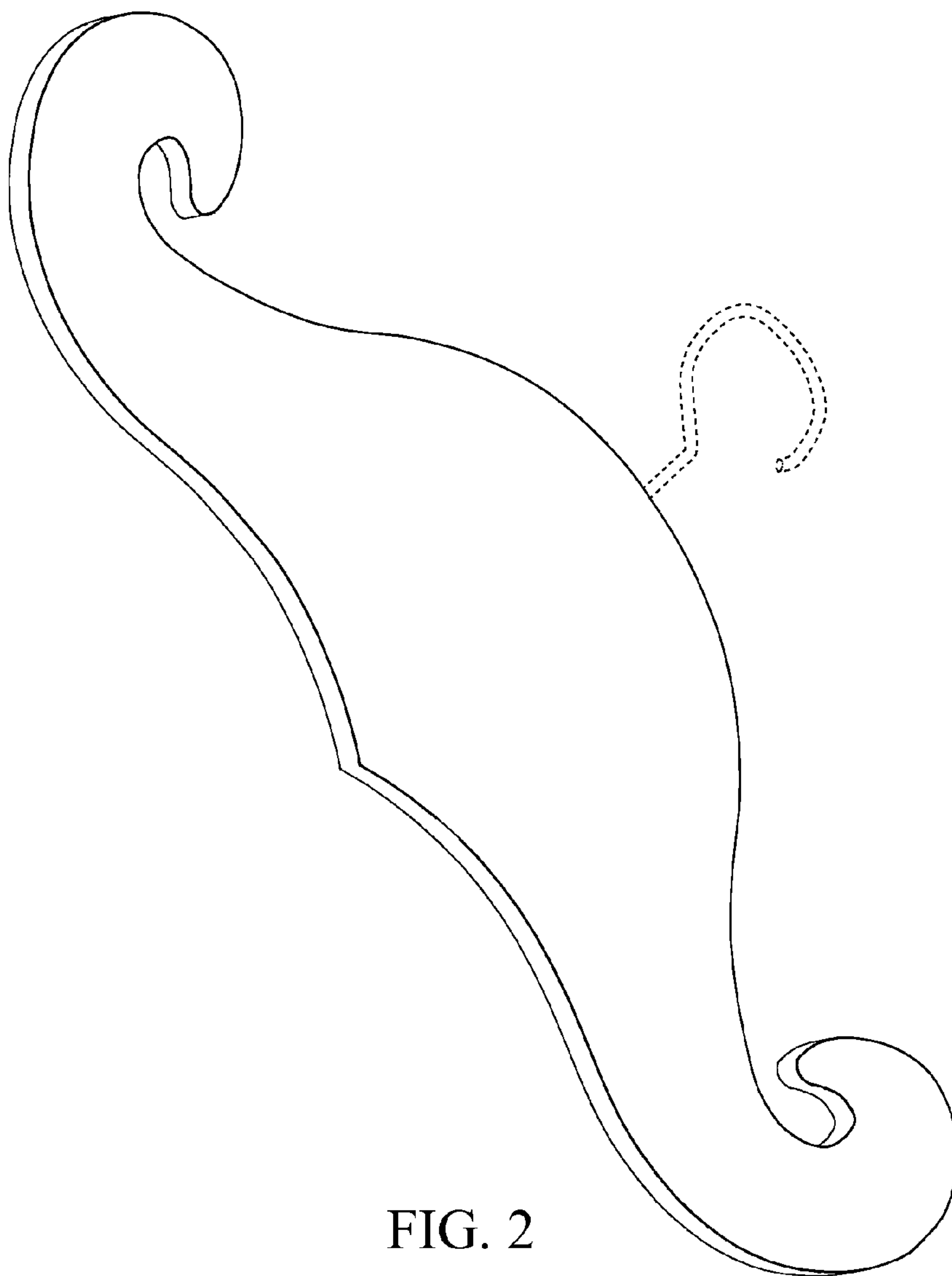


FIG. 2




FIG. 3




FIG. 4

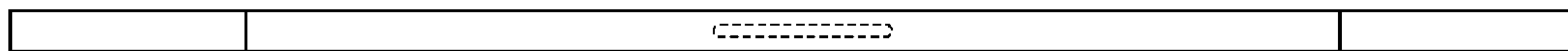


FIG. 5

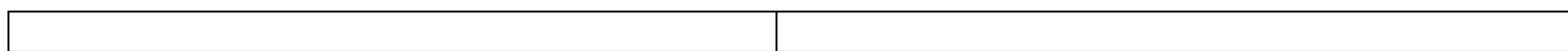


FIG. 6