

US00D679099S

(12) **United States Design Patent**
Johnson et al.

(10) **Patent No.:** **US D679,099 S**

(45) **Date of Patent:** **** Apr. 2, 2013**

(54) **SHEET MATERIAL WITH CAMOUFLAGE PATTERN**

(75) Inventors: **David Johnson**, Knoxville, TN (US);
Reid Phillips, Helenwood, TN (US);
Harry F. Whiting, Fairbanks, AK (US);
Joshua Dale Cleghorn, Enterprise, AL (US);
Gregory Scott Love, Knoxville, TN (US)

(73) Assignee: **Kryptek Outdoor Group, LLC**,
Houston, TX (US)

(**) Term: **14 Years**

(21) Appl. No.: **29/406,042**

(22) Filed: **Nov. 9, 2011**

(51) **LOC (9) Cl.** **05-05**

(52) **U.S. Cl.** **D5/62**

(58) **Field of Classification Search** D5/6, 11,
D5/12, 16, 17, 19, 23, 24, 48, 32, 36, 39,
D5/53, 55, 57, 59, 61, 62, 63, 66, 99; D6/588,
D6/592, 600, 602, 613, 617; D19/6; D24/124,
D24/126; D32/43; 2/900; 5/490, 495; 15/208;
112/401, 416, 439; 139/383 R, 383 B; 428/32,
428/37, 39, 66.5, 79, 153, 190, 919; 604/384,
604/385.01

See application file for complete search history.

(56) **References Cited**

U.S. PATENT DOCUMENTS

D15,615 S *	12/1884	Horan	D5/32
D18,149 S *	3/1888	Folsom	D5/39
D77,964 S *	3/1929	Kahrman	D5/62
D78,243 S *	4/1929	Willheim	D5/32
D88,121 S *	10/1932	Vogelman	D5/32

D89,404 S *	3/1933	Megroz	D5/32
D89,999 S *	5/1933	Reiman	D5/32
D90,050 S *	5/1933	Reiman	D5/32
D90,466 S *	8/1933	Willheim	D5/62
D119,920 S *	4/1940	Kluesing	D5/32
D121,644 S *	7/1940	Ullman	D5/62
D370,350 S *	6/1996	Spadacini	D5/32
D391,402 S *	3/1998	Josephs	D5/58
D471,720 S *	3/2003	Simmons	D5/32
D485,992 S *	2/2004	Zupkofska et al.	D5/62
D641,557 S *	7/2011	Valente et al.	D5/62
D655,094 S *	3/2012	Key	D5/32
D663,959 S *	7/2012	Brookman	D5/62

* cited by examiner

Primary Examiner — Karen S Acker

(74) *Attorney, Agent, or Firm* — Karen Bryant Tripp

(57) **CLAIM**

The ornamental design for a sheet material with camouflage pattern, as shown and described.

DESCRIPTION


The file of this patent contains at least one drawing executed in color. Copies of this patent with color drawings will be provided by the U.S. Patent and Trademark Office upon request and payment of the necessary fee.

FIG. 1 is a top plan view of a first embodiment of a sheet material with camouflage pattern according to our new design; and,

FIG. 2 is a top plan view of a second embodiment of a sheet material with camouflage pattern.

The broken lines surrounding the sheet material with camouflage pattern represent unclaimed boundaries. The thickness of the sheet material with camouflage pattern forms no part of the claimed design.

1 Claim, 2 Drawing Sheets
(1 of 2 Drawing Sheet(s) Filed in Color)






FIG. 1




FIG. 2