

US00D679091S

(12) **United States Design Patent**
Zidlick

(10) **Patent No.:** **US D679,091 S**

(45) **Date of Patent:** **** Apr. 2, 2013**

(54) **BAG BUNDLE**

(76) Inventor: **Lisa Zidlick**, The Villages, FL (US)

(**) Term: **14 Years**

(21) Appl. No.: **29/421,424**

(22) Filed: **Jul. 25, 2012**

Related U.S. Application Data

(63) Continuation-in-part of application No. 12/287,914, filed on Oct. 16, 2008, now abandoned.

(51) **LOC (9) Cl.** **28-03**

(52) **U.S. Cl.** **D3/289; D3/274**

(58) **Field of Classification Search** D3/272, D3/274, 276, 278, 283-290, 299, 301; 190/100, 190/124-127, 900-903; 206/278-279, 286-287.1, 206/288, 289, 292; 383/97, 11, 39
See application file for complete search history.

(56) **References Cited**

U.S. PATENT DOCUMENTS

4,401,219	A *	8/1983	Mink	206/566
5,065,864	A *	11/1991	Schmitt	206/278
5,125,519	A *	6/1992	Cambria	211/118
D360,977	S *	8/1995	Katz	D3/276
5,779,033	A *	7/1998	Roegner	206/6.1
6,209,734	B1 *	4/2001	Wang	211/87.01
6,343,694	B1 *	2/2002	Parnell et al.	206/370
D480,209	S *	10/2003	Davis et al.	D3/289

D531,407	S *	11/2006	Montague	D3/290
D624,752	S *	10/2010	Fried et al.	D3/285
D625,518	S *	10/2010	Edwards	D3/289
D646,485	S *	10/2011	Mason	D3/299
2003/0145636	A1 *	8/2003	Nykoluk	70/68
2009/0184011	A1 *	7/2009	Krakauer	206/278

* cited by examiner

Primary Examiner — Jennifer Rivard

(74) *Attorney, Agent, or Firm* — Frank A. Lukasik

(57) **CLAIM**

The ornamental design for a bag bundle, as shown and described.

DESCRIPTION

FIG. 1 is a front view of a bag bundle embodying the present invention.

FIG. 2 is a rear view of the bag bundle.

FIG. 3 is a left side view of the bag bundle.

FIG. 4 is a right side view of the bag bundle.

FIG. 5 is a top view of the bag bundle.

FIG. 6 is a bottom view of the bag bundle.

FIG. 7 is a front/side isometric view of bag bundle with contents on three strip backing; and,

FIG. 8 is a front/side view of a bag bundle with contents pulled forward from three strip backing.

The broken lines illustrate the environment of the article and form no part of the claimed design.

1 Claim, 4 Drawing Sheets

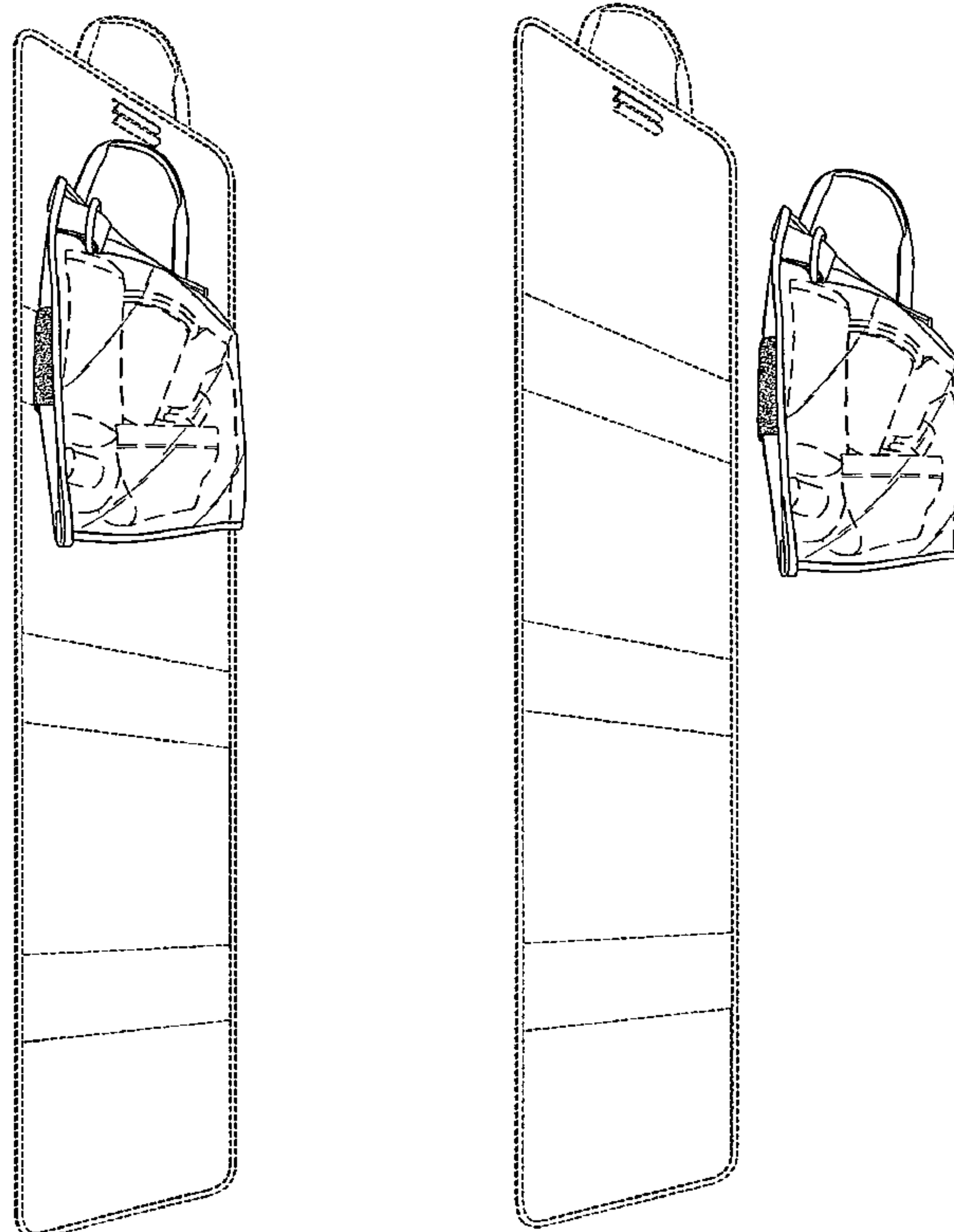


FIG. 1

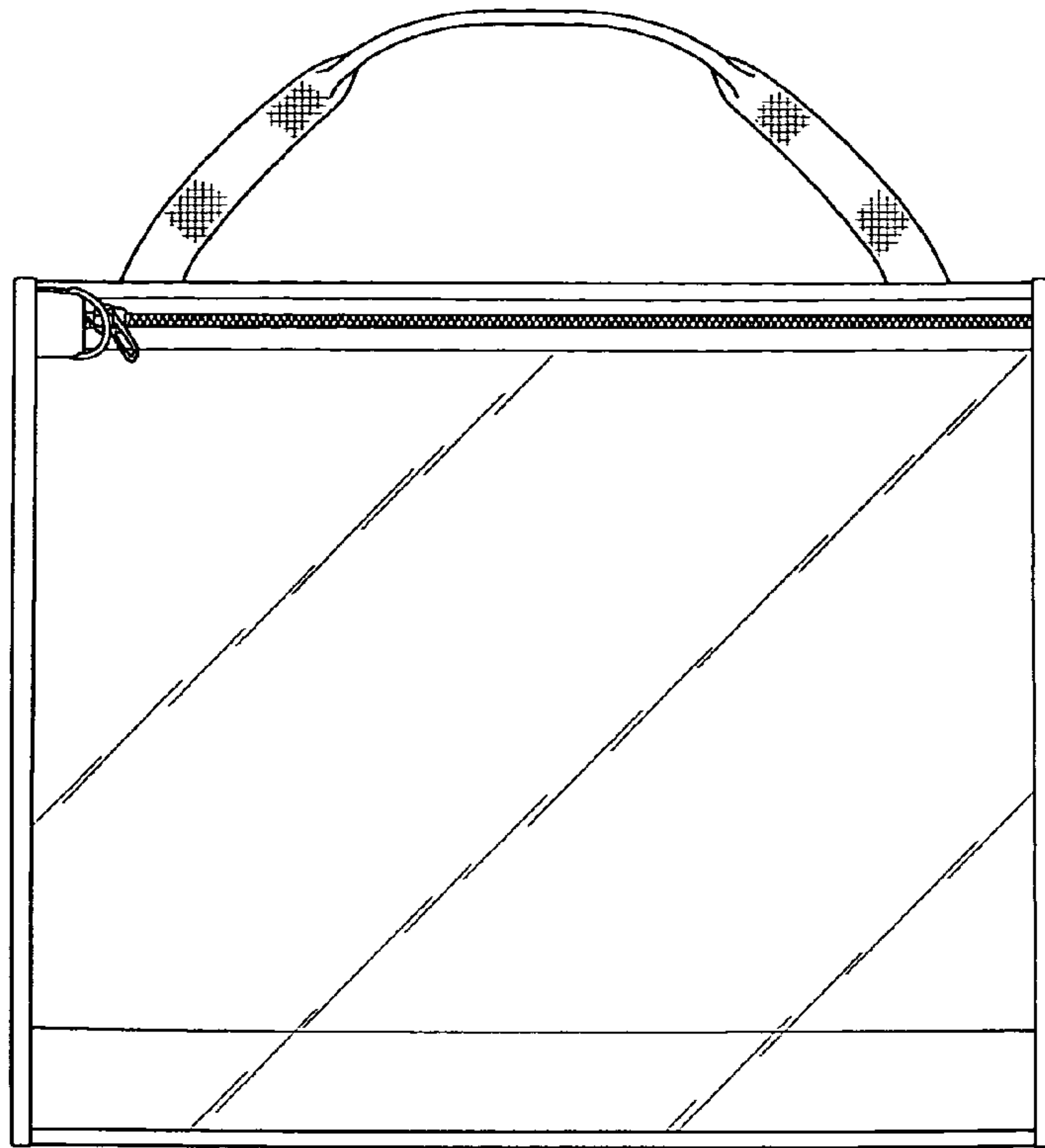
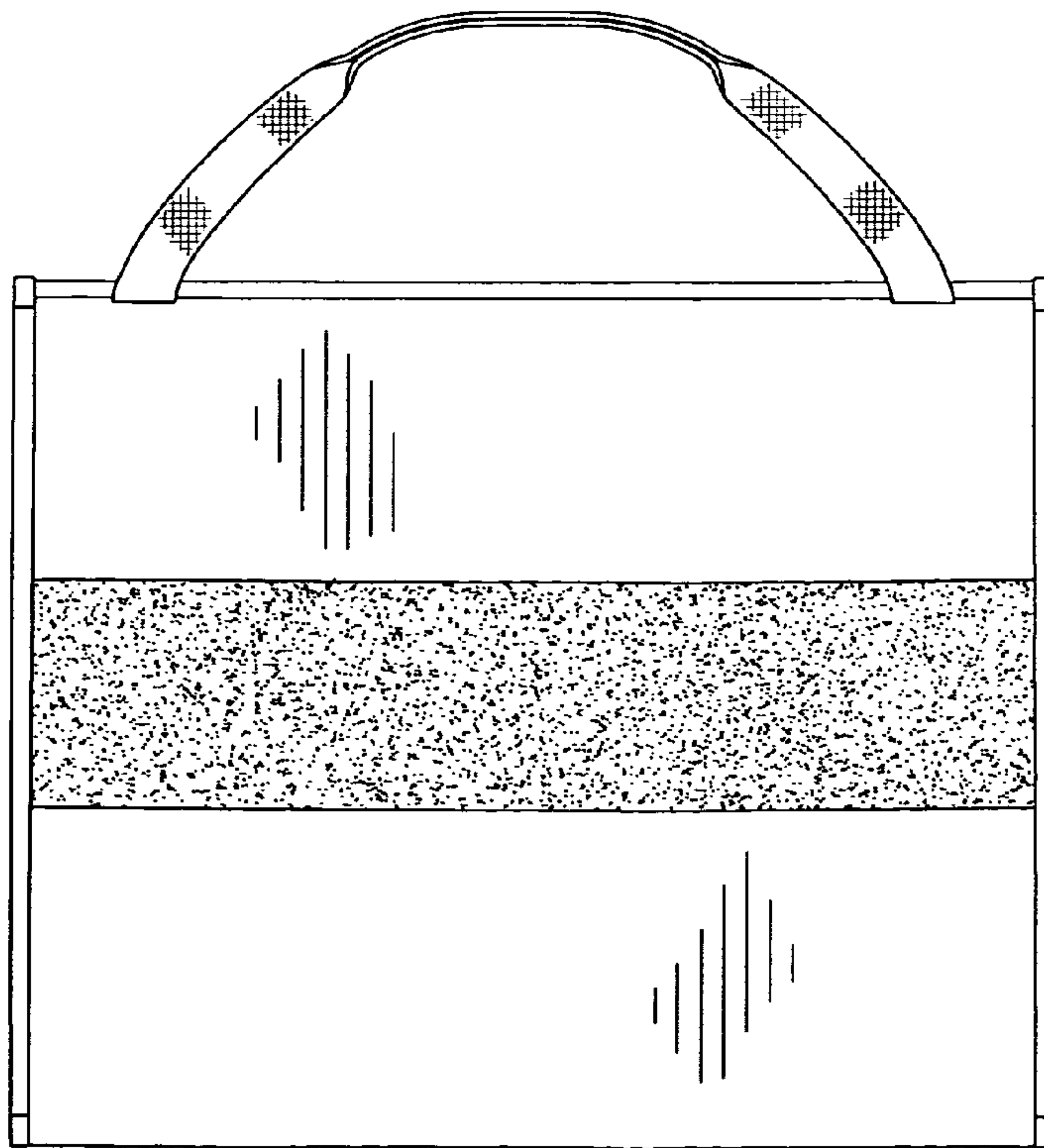


FIG. 2



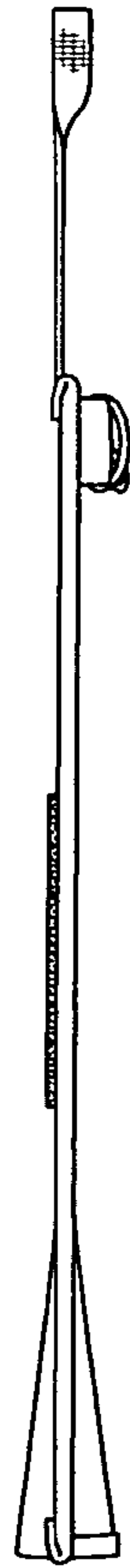


FIG. 3

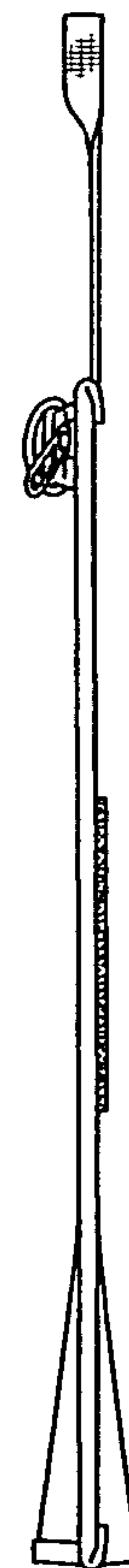


FIG. 4




FIG. 5

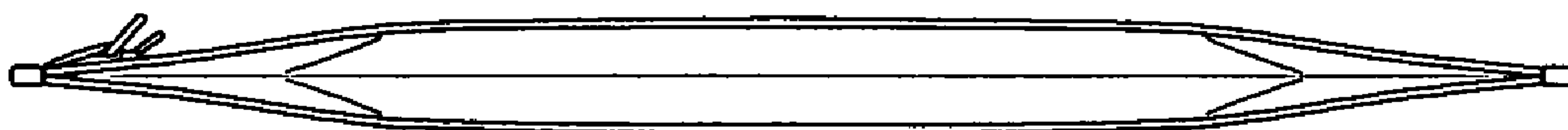


FIG. 6

FIG. 7

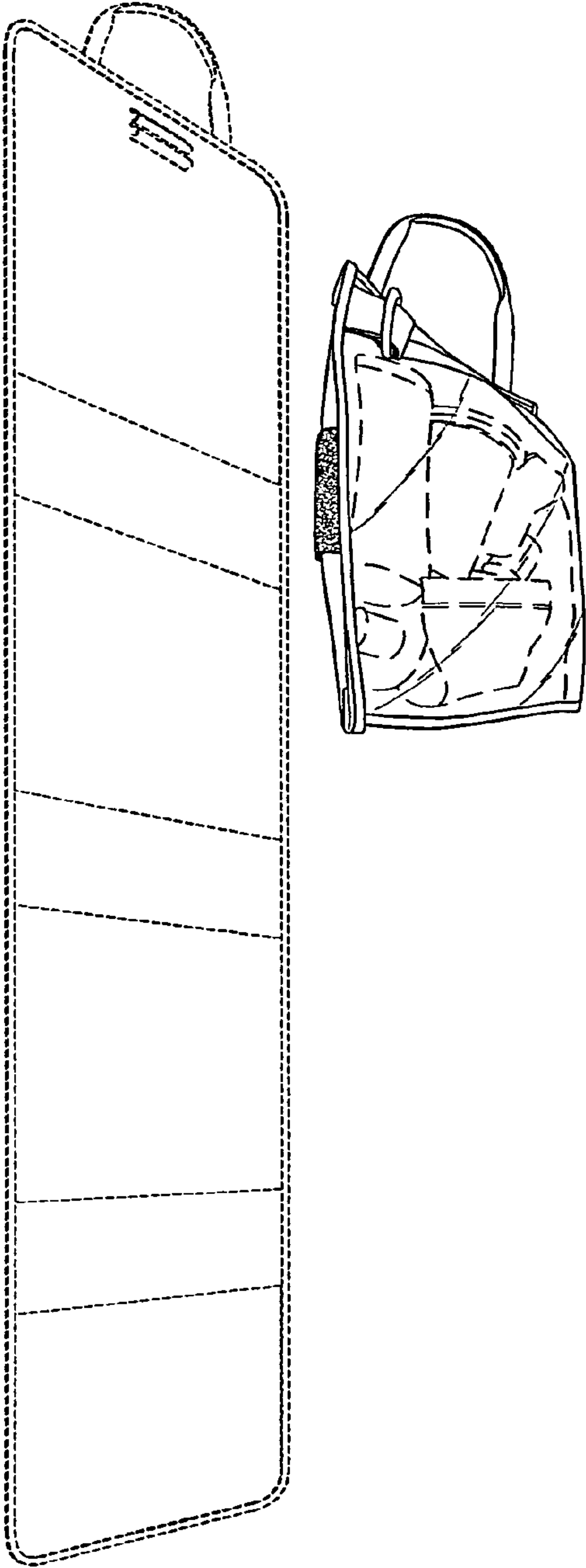
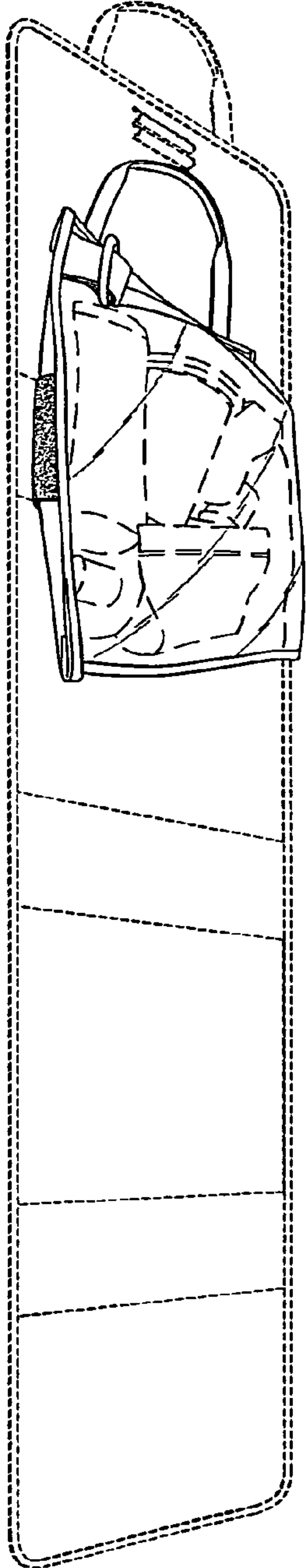


FIG. 8