



US00D679088S

(12) **United States Design Patent**  
**Onufszak**

(10) **Patent No.:** **US D679,088 S**

(45) **Date of Patent:** **\*\* Apr. 2, 2013**

(54) **SHOULDER BAG**

6,644,527 B1 \* 11/2003 Karenga ..... 224/602

(76) Inventor: **David Onufszak**, Augsburg (DE)

\* cited by examiner

(\*\*) Term: **14 Years**

*Primary Examiner* — Catheri Oliver-Garcia

(21) Appl. No.: **29/416,364**

(74) *Attorney, Agent, or Firm* — Martin Fleit; Paul D. Bianco; Fleit Gibbons Gutman Bongini & Blanco PL

(22) Filed: **Mar. 21, 2012**

(57) **CLAIM**

(30) **Foreign Application Priority Data**

The ornamental design for a shoulder bag, as shown and described.

Sep. 22, 2011 (EP) ..... 001921370-0001

Sep. 22, 2011 (EP) ..... 001921370-0002

Sep. 22, 2011 (EP) ..... 001921370-0003

(51) **LOC (9) Cl.** ..... **03-01**

(52) **U.S. Cl.** ..... **D3/226**

(58) **Field of Classification Search** ..... D3/215,  
D3/224, 226, 232–238; D2/500–501, 600,  
D2/602, 604, 608–609, 627; 2/1, 91, 130–131,  
2/144–145, 247; 224/623, 638, 600, 602,  
224/604, 608–609

See application file for complete search history.

(56) **References Cited**

**U.S. PATENT DOCUMENTS**

1,936,045 A \* 11/1933 Bachrach ..... 2/91  
D134,638 S \* 12/1942 Melville ..... D2/500  
D239,418 S \* 3/1976 Bowman ..... D3/226  
5,802,613 A \* 9/1998 Marshall ..... 2/145

**DESCRIPTION**

FIG. 1 is a front view of a shoulder bag according to the present invention on a human user.

FIG. 2 is a front view of the shoulder bag of FIG. 1 with the front zipper zipped.

FIG. 3 is a front view of the shoulder bag of FIG. 1 with the front zipper unzipped.

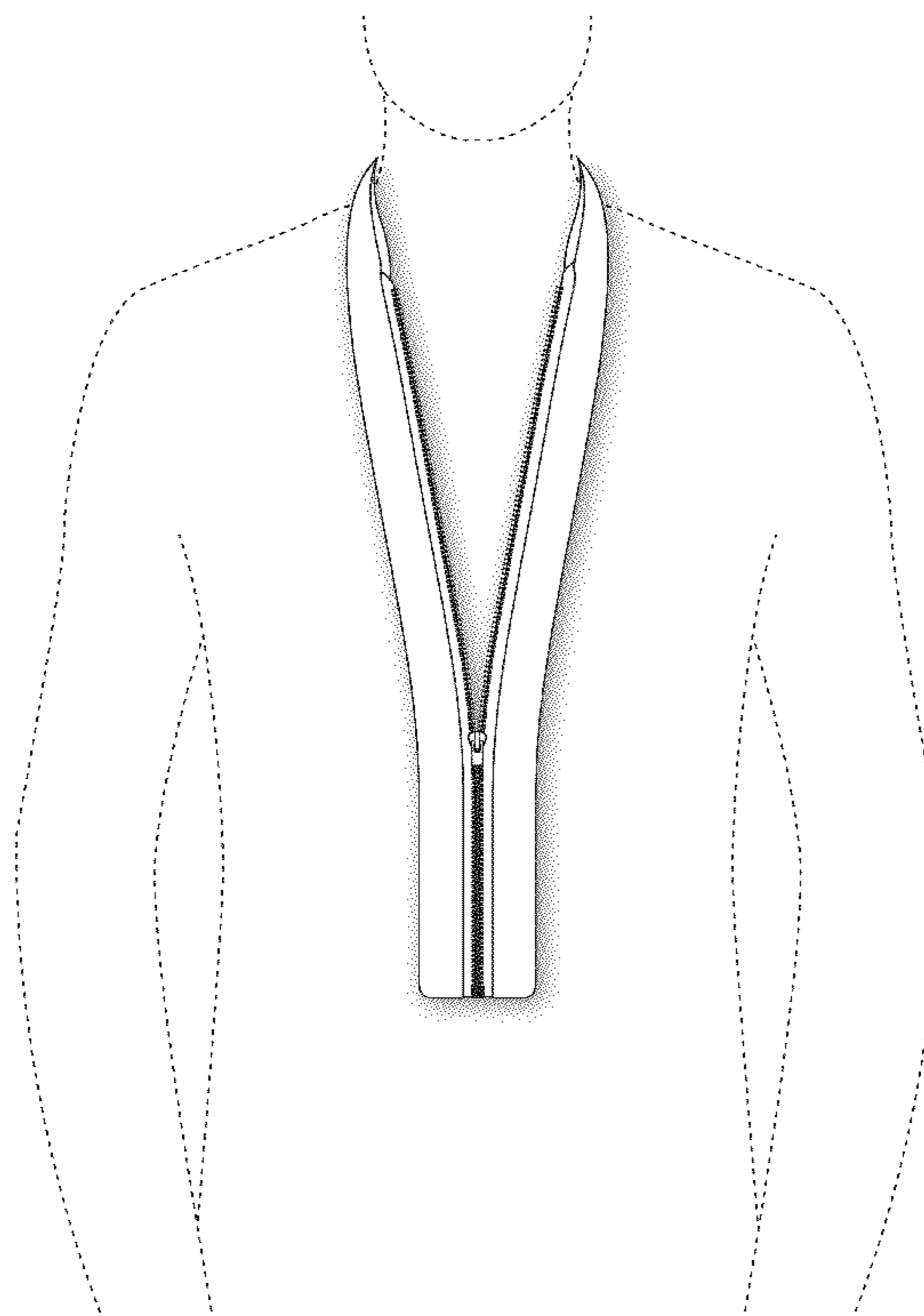
FIG. 4 is a rear view of the shoulder bag of FIG. 1 with the rear zipper zipped.

FIG. 5 is a rear view of the shoulder bag of FIG. 1 with the rear zipper unzipped.

FIG. 6 is a first side view of the shoulder bag of FIG. 1; and, FIG. 7 is a second side view of the shoulder bag of FIG. 1.

The broken line showing of a human user is for the purpose of illustrating environmental structure and forms no part of the claimed design.

**1 Claim, 4 Drawing Sheets**



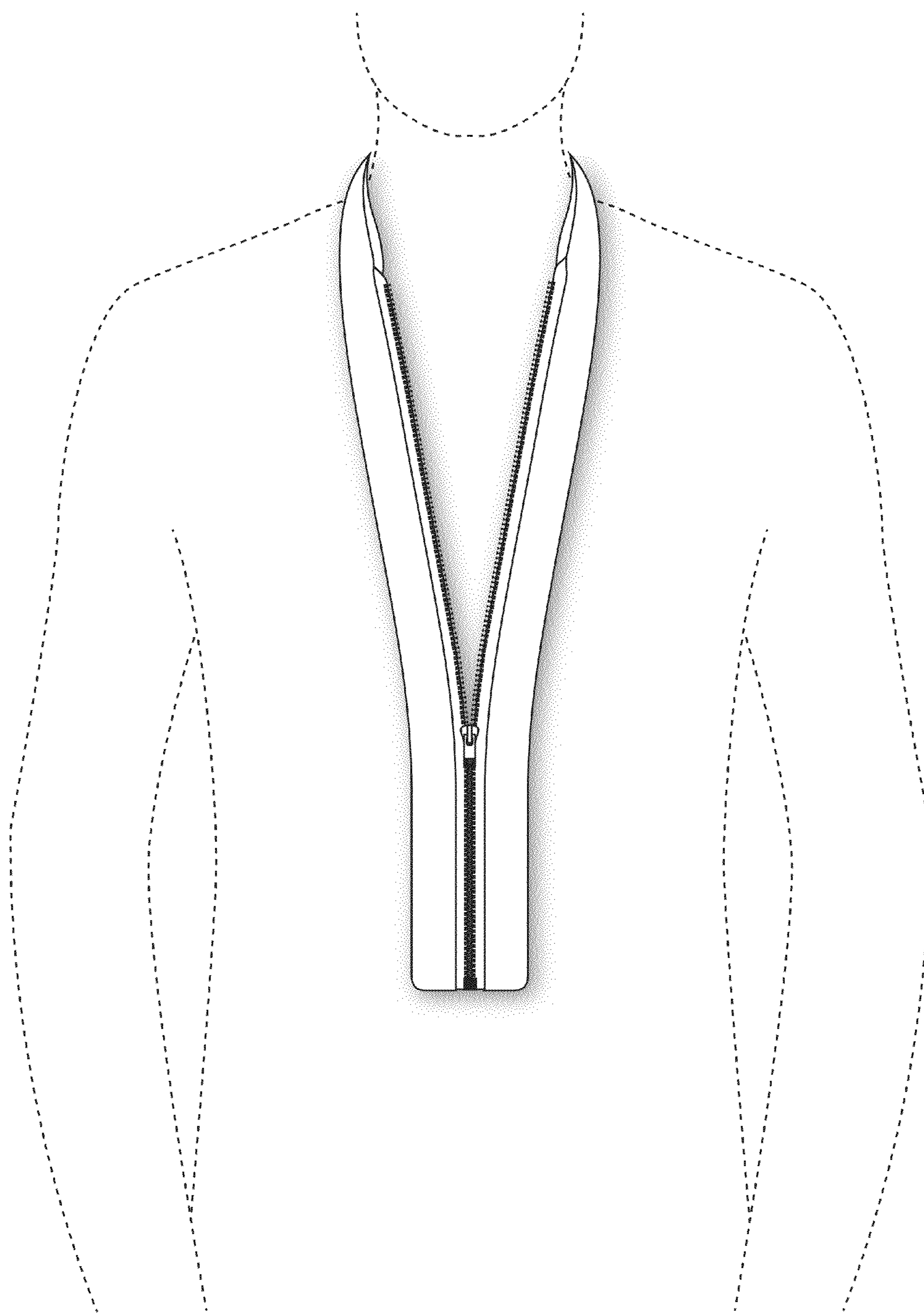


Fig. 1






Fig. 2

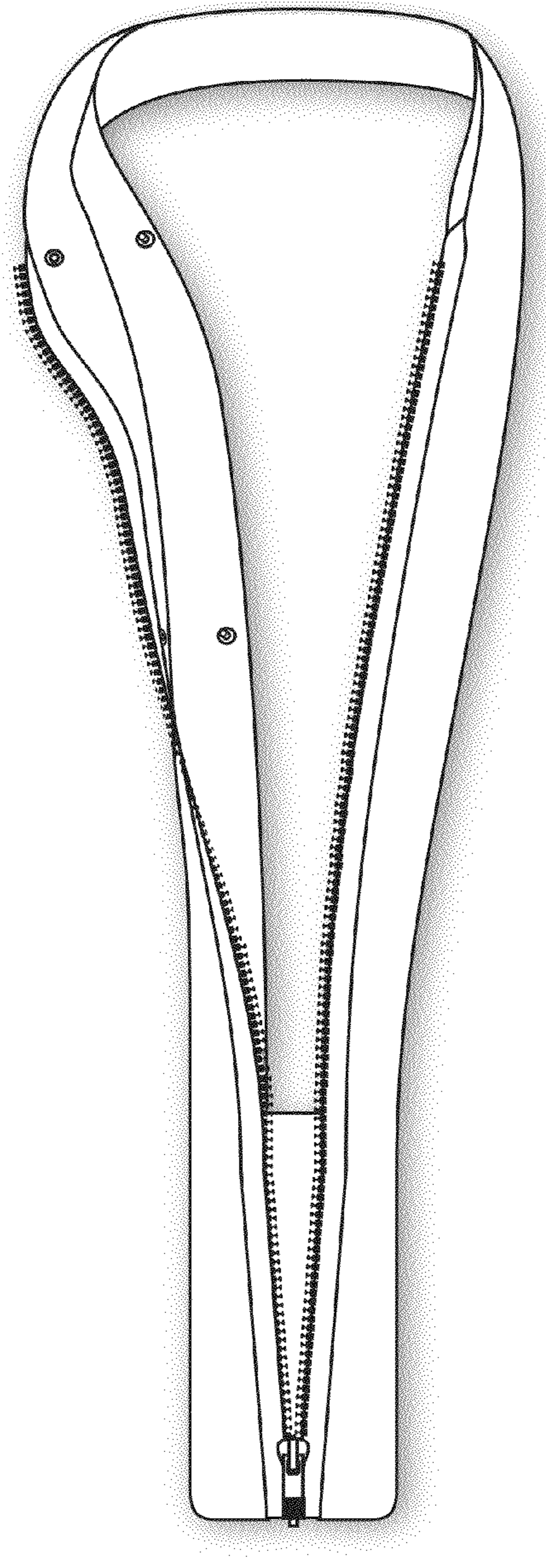


Fig. 3



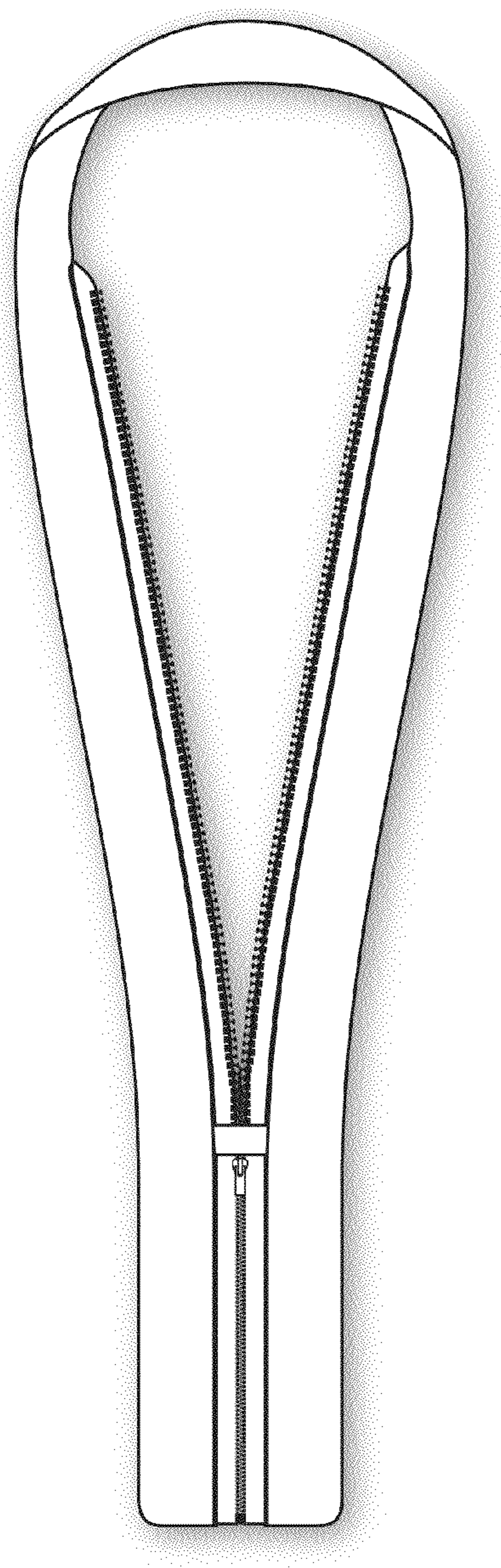


Fig. 4

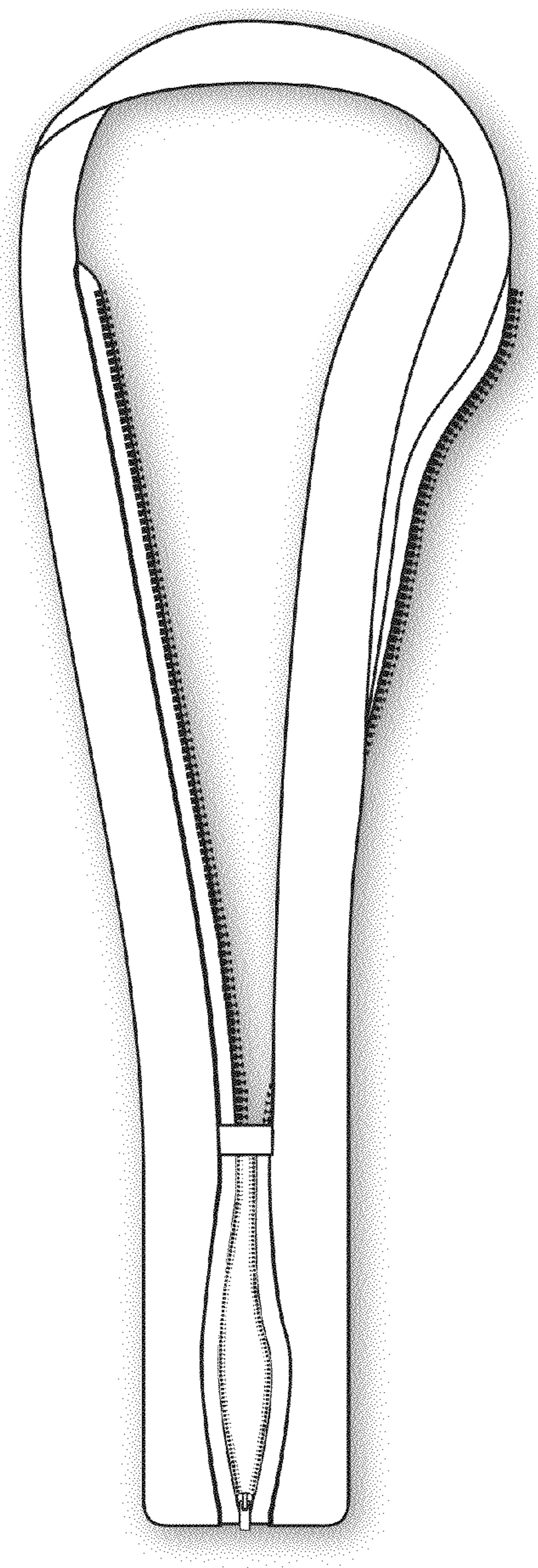


Fig. 5

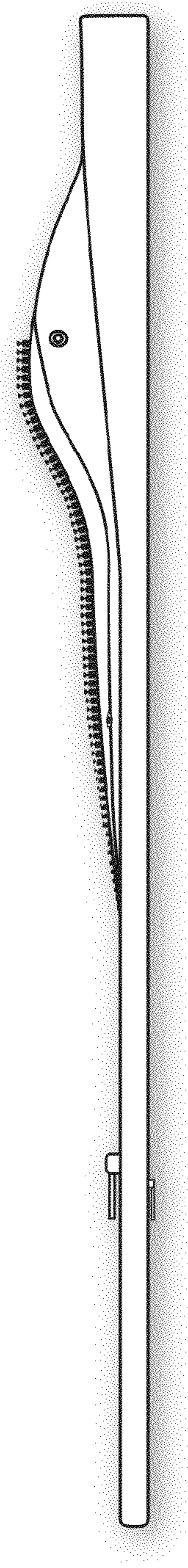


Fig. 6

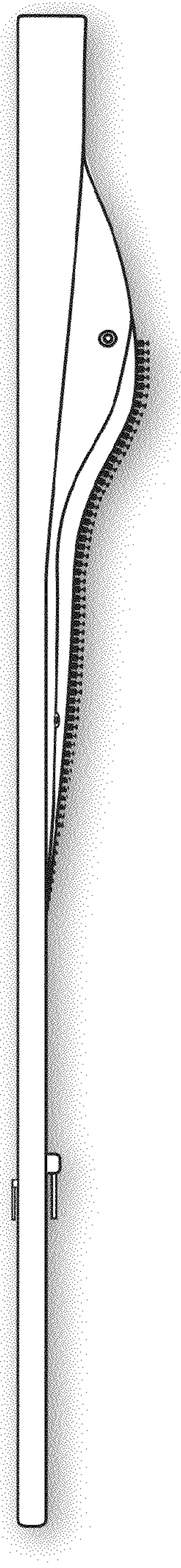


Fig. 7