



US00D679076S

(12) **United States Design Patent**
Mellon et al.

(10) **Patent No.:** **US D679,076 S**
(45) **Date of Patent:** **** Apr. 2, 2013**

(54) **FOOTWEAR**

(75) Inventors: **Tamara Mellon**, London (GB); **Nicolas LaRusso**, London (GB); **Elisabeth Guers-Neyraud**, Paris (FR); **Simon Holloway**, London (GB)

(73) Assignee: **J. Choo Limited**, London (GB)

(**) Term: **14 Years**

(21) Appl. No.: **29/373,982**

(22) Filed: **Jun. 15, 2011**

(30) **Foreign Application Priority Data**

Dec. 23, 2010 (EM) 001798018-0001

(51) **LOC (9) Cl.** **02-04**

(52) **U.S. Cl.** **D2/930; D2/929**

(58) **Field of Classification Search** D2/896,
D2/925-942, 946, 969, 971; 36/1, 83, 8.3,
36/45-58, 104, 108, 76 R

See application file for complete search history.

(56) **References Cited**

U.S. PATENT DOCUMENTS

D82,860 S *	12/1930	Troy	D2/930
D102,341 S *	12/1936	Stein	D2/930
D102,342 S *	12/1936	Stein	D2/931
D102,345 S *	12/1936	Stein	D2/931
D103,180 S *	2/1937	McCain	D2/930
D103,182 S *	2/1937	McCain	D2/930
2,887,792 A	5/1959	Staff		
D535,467 S *	1/2007	Kelsey	D2/971
D552,338 S	10/2007	Choi et al.		

D552,841 S	10/2007	Choi et al.		
D554,354 S *	11/2007	Guers-Neyrud	D2/971
D650,982 S *	12/2011	de Lima	D2/971

OTHER PUBLICATIONS

Footwear News, "Le Silla's Sandal with Rhinestone-encrusted ankle cuff," vol. 60, No. 7; Feb. 23, 2004; p. 32, No. 4.

U.S. Appl. No. 29/373,234, filed Mar. 21, 2011; first named inventor: Choi.

U.S. Appl. No. 29/373,239, filed Mar. 21, 2011; first named inventor: Choi.

* cited by examiner

Primary Examiner — Dominic Simone

(74) *Attorney, Agent, or Firm* — Fross Zelnick Lehrman & Zissu, P.C.; Lawrence E. Apolzon, Esq.

(57) **CLAIM**

The ornamental design for footwear, as shown and described.

DESCRIPTION

FIG. 1 is a front perspective view of a shoe showing my footwear design;

FIG. 2 is a left side view of the footwear shown in FIG. 1;

FIG. 3 is a right side view of the footwear shown in FIG. 1;

FIG. 4 is a front view of the footwear shown in FIG. 1;

FIG. 5 is a rear view of the footwear shown in FIG. 1; and,

FIG. 6 is a top view of the footwear shown in FIG. 1.

The broken line showing of the sole, heel cap, zipper, zipper cover, footbed pads, and jewels in relevant drawings shows unclaimed subject matter for the design in those drawings.

The slanted shading shown on the footwear represents a transparent surface.

1 Claim, 6 Drawing Sheets





FIG. 1

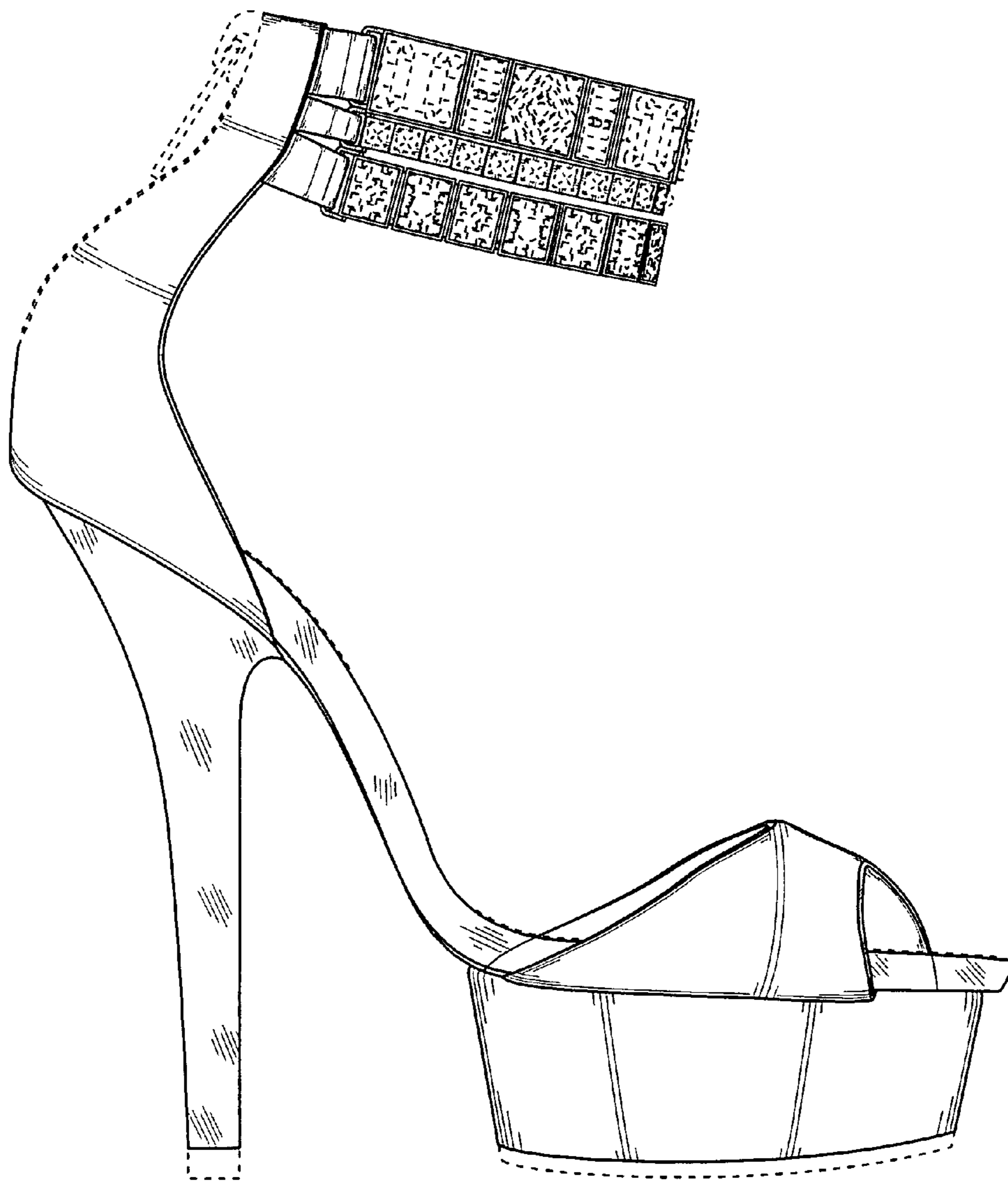


FIG. 2




FIG. 3

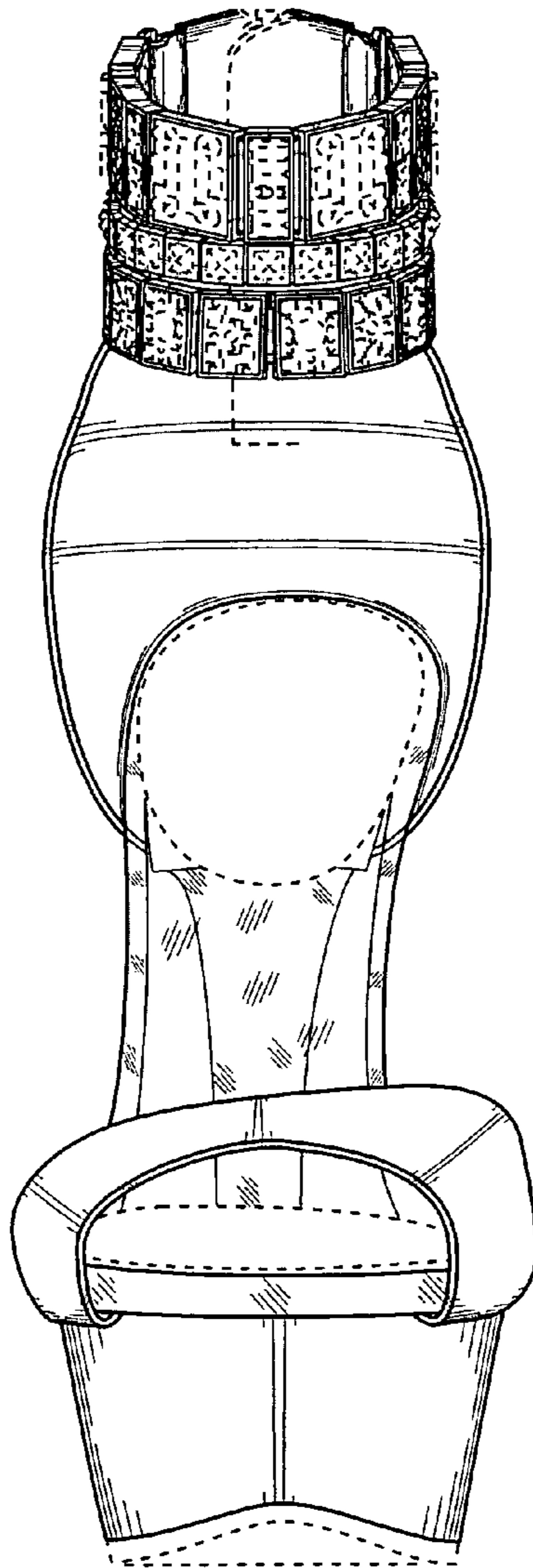


FIG. 4

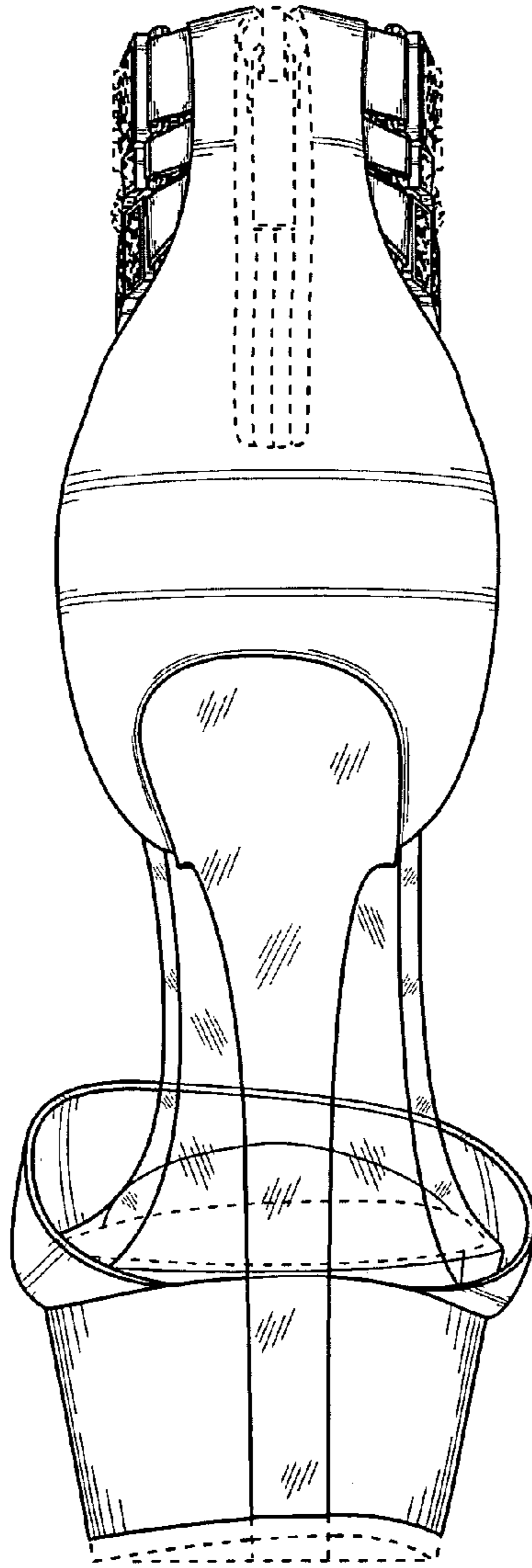


FIG. 5

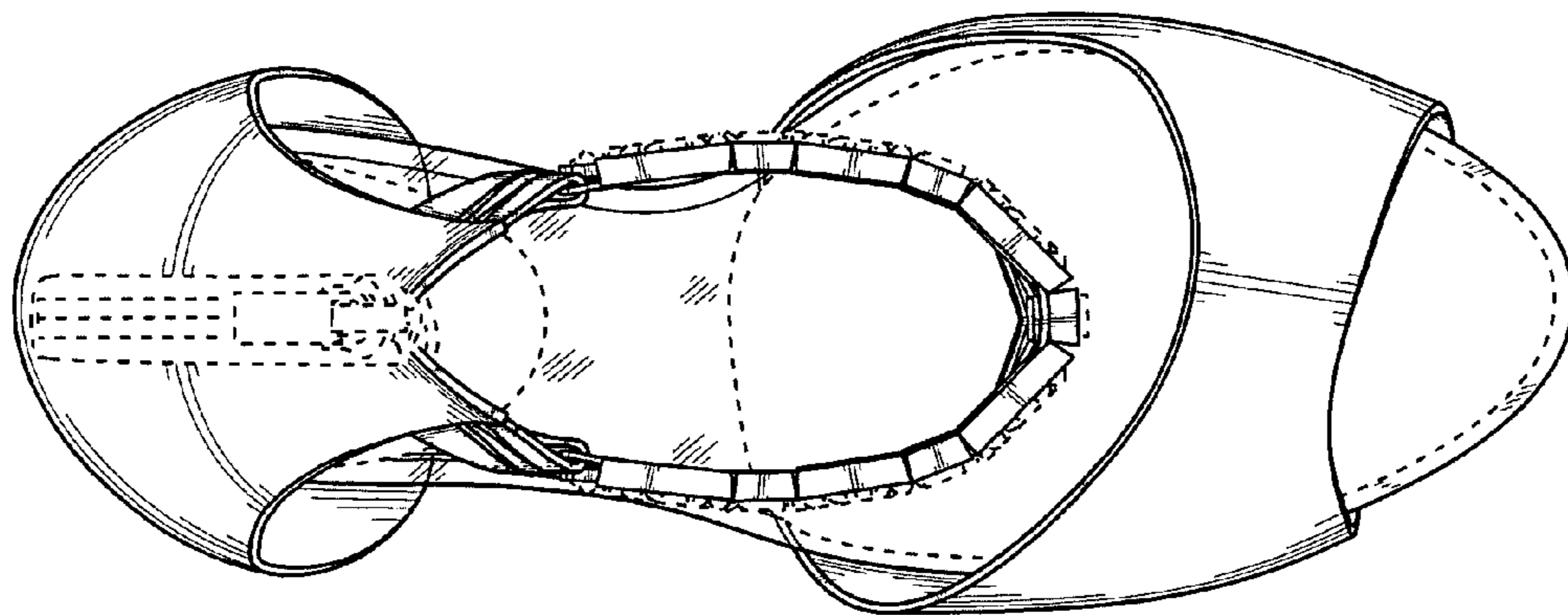


FIG. 6