



US00D679064S

(12) **United States Design Patent**
Fredriksson

(10) **Patent No.:** **US D679,064 S**
(45) **Date of Patent:** **** Mar. 26, 2013**

(54) **COUPLING FOR ROUNDSLING**
(75) Inventor: **Lars Fredriksson, Akersberga (SE)**
(73) Assignee: **Frenolink Förvaltnings AB, Akersberga (SE)**
(**) Term: **14 Years**
(21) Appl. No.: **29/371,853**
(22) Filed: **Oct. 28, 2011**

D241,118 S *	8/1976	Schreyer	D8/367
4,697,790 A *	10/1987	Yang	254/332
D297,878 S *	9/1988	Bergstrom	D34/35
5,292,165 A *	3/1994	Wiklund	294/82.33
D389,983 S *	1/1998	Maness	D34/35
5,884,950 A *	3/1999	Fredriksson	294/82.11
D449,975 S *	11/2001	Smith et al.	D8/367
D459,855 S *	7/2002	Fujikawa et al.	D34/35
D509,340 S *	3/2005	Hong	D8/367
D579,763 S *	9/2005	Stam	D34/33
8,100,448 B2 *	11/2008	Uehara et al.	D8/367
	1/2012	Holmstrom	294/82.2

* cited by examiner

(30) **Foreign Application Priority Data**
Apr. 28, 2011 (EM) 001856337
(51) **LOC (9) Cl.** **12-05**
(52) **U.S. Cl.** **D34/35**
(58) **Field of Classification Search** D34/28,
D34/35, 33; 254/382, 374, 356, 380; 294/82.11,
294/82.1, 82.2, 82.22; D8/367; 24/115 R,
24/130, 115 H
See application file for complete search history.

Primary Examiner — Cynthia Ramirez
(74) *Attorney, Agent, or Firm* — Jacobson Holman PLLC

(57) **CLAIM**
The ornamental design for a coupling for roundsling, as shown and described.

DESCRIPTION

FIG. 1 is a perspective view showing my new design for a coupling for roundsling,
FIG. 2 is a front view thereof,
FIG. 3 is a rear view thereof,
FIG. 4 is a left side view thereof,
FIG. 5 is a right side view thereof,
FIG. 6 is a top view thereof; and,
FIG. 7 is a bottom view thereof.

(56) **References Cited**
U.S. PATENT DOCUMENTS
1,747,128 A * 2/1930 O'Bannon 294/82.2
3,831,994 A * 8/1974 Martin 294/82.21

1 Claim, 4 Drawing Sheets





FIG. 1

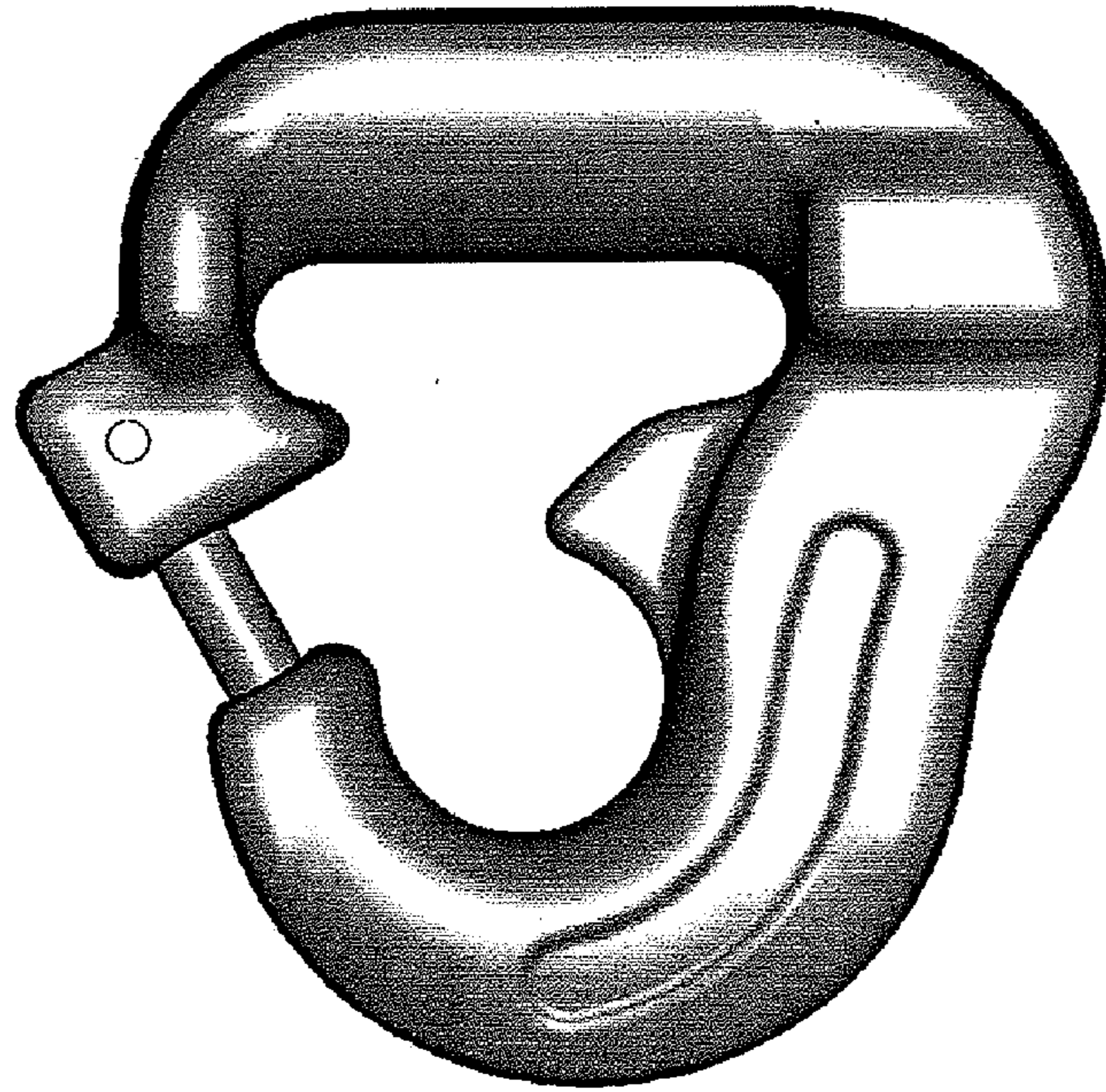


FIG. 2

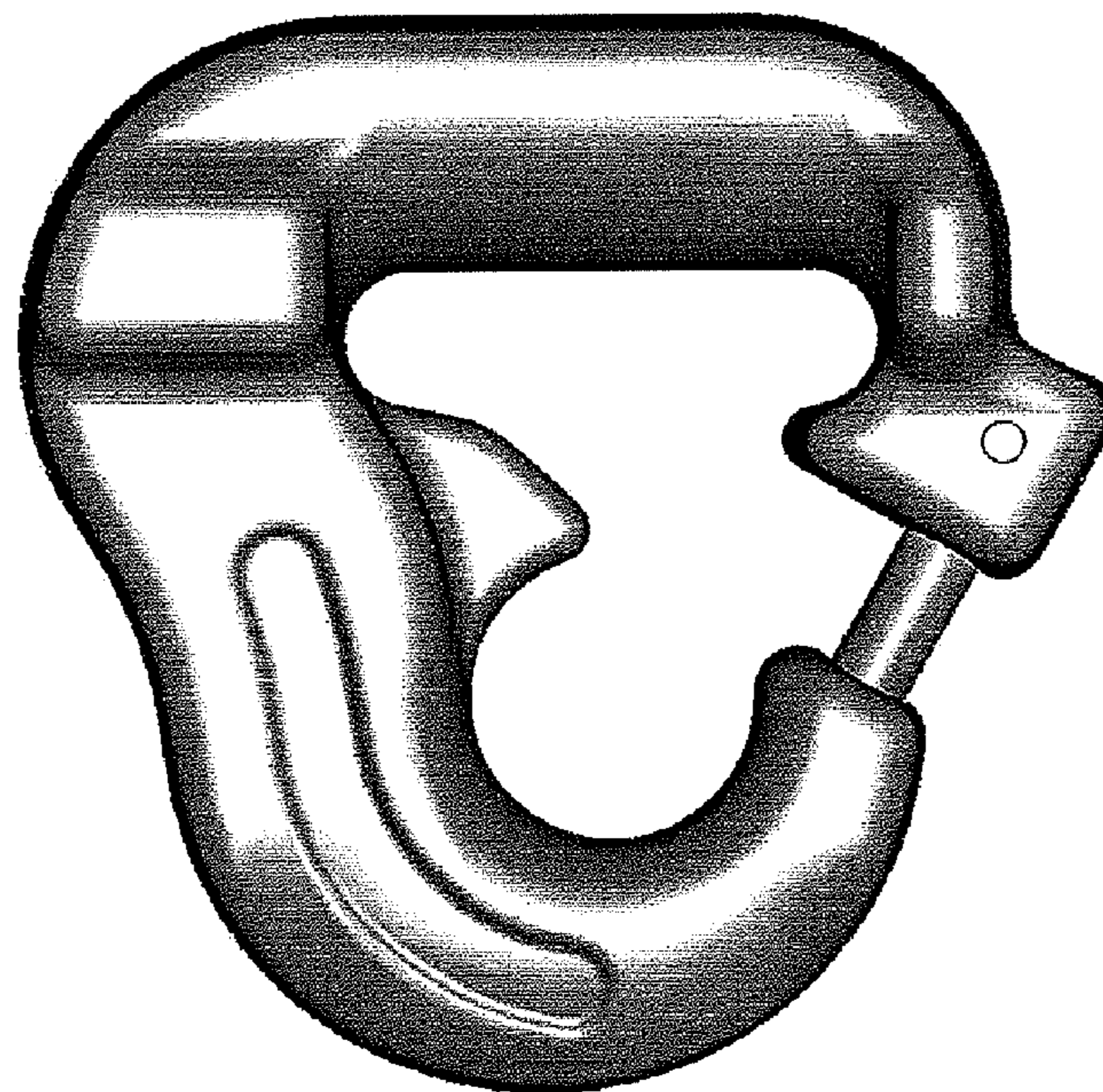


FIG. 3

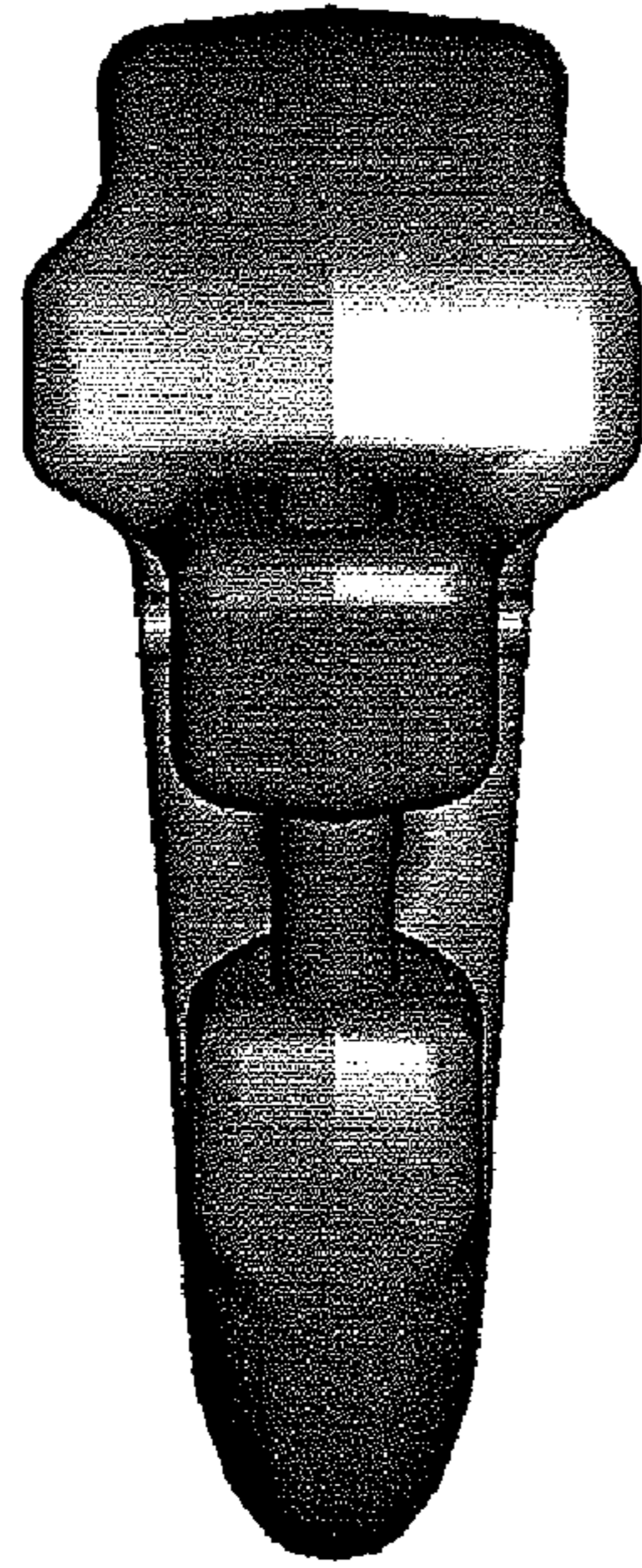


FIG. 4

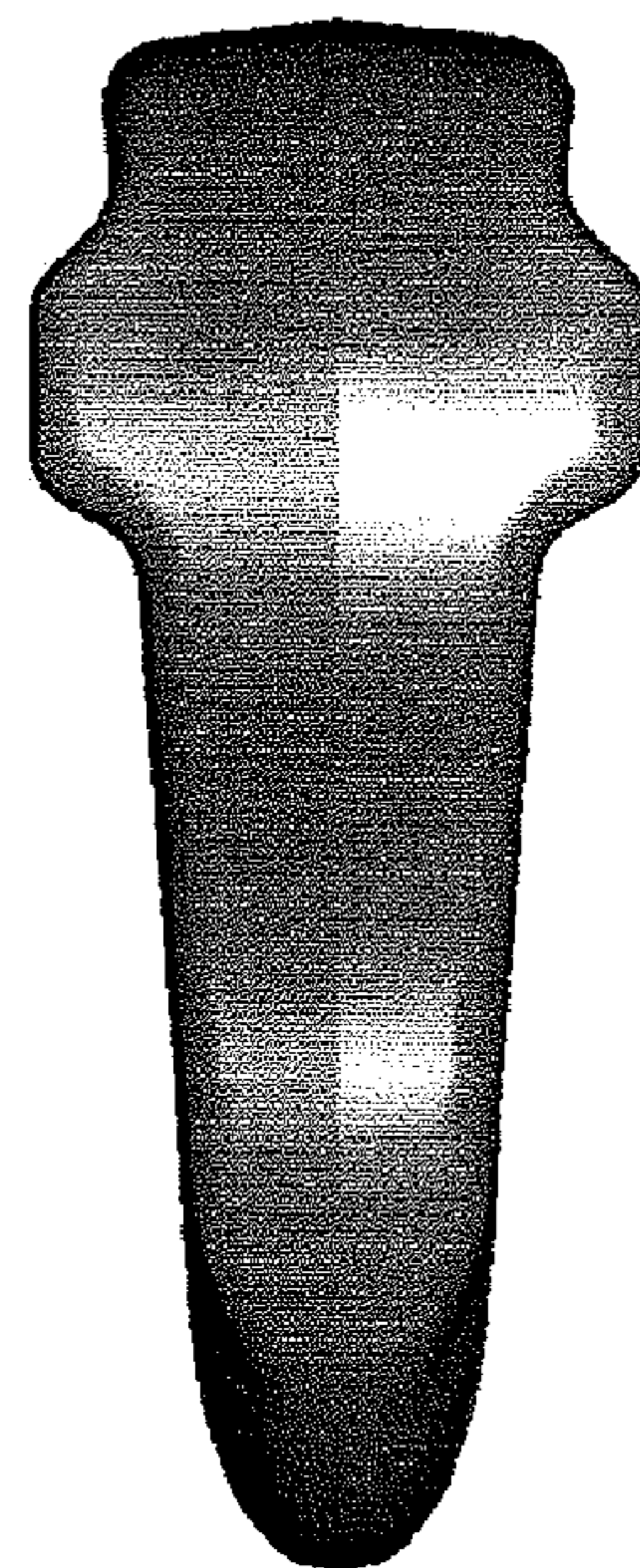


FIG. 5




FIG. 6




FIG. 7