

US00D679052S

(12) **United States Design Patent**
Chaoui

(10) **Patent No.:** **US D679,052 S**
(45) **Date of Patent:** **** Mar. 26, 2013**

- (54) **HOOKAH**
- (75) Inventor: **Rani A. Chaoui**, Santee, CA (US)
- (73) Assignee: **Inhale, Inc.**, Santee, CA (US)
- (**) Term: **14 Years**
- (21) Appl. No.: **29/427,367**
- (22) Filed: **Jul. 17, 2012**
- (51) **LOC (9) Cl.** **27-02**
- (52) **U.S. Cl.** **D27/162**
- (58) **Field of Classification Search** D27/106,
D27/136, 133, 134, 135, 102, 103, 104, 105,
D27/137, 161, 163, 160, 166, 167, 168, 181,
D27/183, 162, 169, 180, 165, 164, 182, 184,
D27/185, 186, 187, 188, 189, 190; 131/235.1,
131/241, 248, 231, 240.1, 236, 256, 175,
131/173; D9/432, 423; 248/230.8; 431/146,
431/254, 252, 277, 255, 153, 356
See application file for complete search history.

D590,541 S *	4/2009	Chaoui	D27/162
D593,708 S *	6/2009	Chaoui	D27/162
D606,704 S *	12/2009	Chaoui	D27/162
D608,939 S *	1/2010	Chaoui	D27/162
D608,940 S *	1/2010	Chaoui	D27/162
D608,941 S *	1/2010	Chaoui	D27/162
D609,394 S *	2/2010	Chaoui	D27/162
D609,395 S *	2/2010	Chaoui	D27/162
D609,396 S *	2/2010	Chaoui	D27/162
D611,194 S *	3/2010	Chaoui	D27/162
D621,092 S *	8/2010	Chaoui	D27/162
D622,099 S *	8/2010	Pike	D7/397
D632,841 S *	2/2011	Badawi	D27/169
D642,331 S *	7/2011	Chaoui	D27/162
D642,734 S *	8/2011	Chaoui	D27/162
D642,735 S *	8/2011	Chaoui	D27/162
D649,703 S *	11/2011	Mehio	D27/162
D666,356 S *	8/2012	Chaoui	D27/162

* cited by examiner

Primary Examiner — Kevin Rudzinski
(74) *Attorney, Agent, or Firm* — Louis F. Teran

(57) **CLAIM**
The ornamental design for the hookah, as shown and described.

(56) **References Cited**


U.S. PATENT DOCUMENTS

D321,843 S *	11/1991	Nys	D11/157
D368,324 S *	3/1996	Heine	D27/162
D368,975 S *	4/1996	Schwartz	D26/94
D386,117 S *	11/1997	Weisenfeld	D11/157
D403,106 S *	12/1998	Barnes	D27/162
D548,398 S *	8/2007	Chaoui	D27/162
D554,797 S *	11/2007	Kassir	D27/162

DESCRIPTION

FIG. 1 is a front view of the hookah.
FIG. 2 is a right side view thereof.
FIG. 3 is a left side view thereof; and,
FIG. 4 is a back side view thereof.

1 Claim, 4 Drawing Sheets






FIG. 1




FIG. 2



FIG. 3



FIG. 4