



US00D679048S

(12) **United States Design Patent**
White

(10) **Patent No.:** **US D679,048 S**
(45) **Date of Patent:** **** Mar. 26, 2013**

(54) **DOUBLE SHROUDED TORCH**
(75) Inventor: **Ron White**, North Prairie, WI (US)
(73) Assignee: **Lamplight Farms, Inc.**, Menomonee Falls, WI (US)
(**) Term: **14 Years**

D404,507 S * 1/1999 Palmer et al. D26/8
5,902,101 A 5/1999 Palmer et al.
5,938,430 A 8/1999 Majerowski
D433,763 S * 11/2000 Donato D26/63
6,345,978 B1 2/2002 Lu
D470,962 S * 2/2003 Chen D26/63
(Continued)

(21) Appl. No.: **29/419,622**
(22) Filed: **Apr. 30, 2012**

FOREIGN PATENT DOCUMENTS

CA 2675817 10/2010
CN 2670364 1/2005
(Continued)

(51) **LOC (9) Cl.** **26-99**
(52) **U.S. Cl.** **D26/128**
(58) **Field of Classification Search** D26/1,
D26/2, 118, 113, 138, 119, 120, 121, 122,
D26/76, 77, 75, 78, 85, 86, 89, 90, 62, 64,
D26/65, 66, 63, 73, 72, 74, 68, 71, 28, 123,
D26/124, 127, 128, 129, 134, 135, 132, 139,
D26/154, 155, 152, 149, 148, 145, 143, 142,
D26/140, 141, 153, 144, 91, 92, 29, 24, 25,
D26/26, 8, 114, 37, 87; 362/202, 347, 349,
362/362, 419, 96, 192, 145, 294, 326, 267,
362/373, 249.01–249.12; D13/102, 179,
D13/180

Primary Examiner — Kevin Rudzinski
(74) *Attorney, Agent, or Firm* — Fellers, Snider,
Blankenship, Bailey & Tippens, P.C.

See application file for complete search history.

(57) **CLAIM**
The ornamental design for a double shrouded torch, as shown and described.

(56) **References Cited**

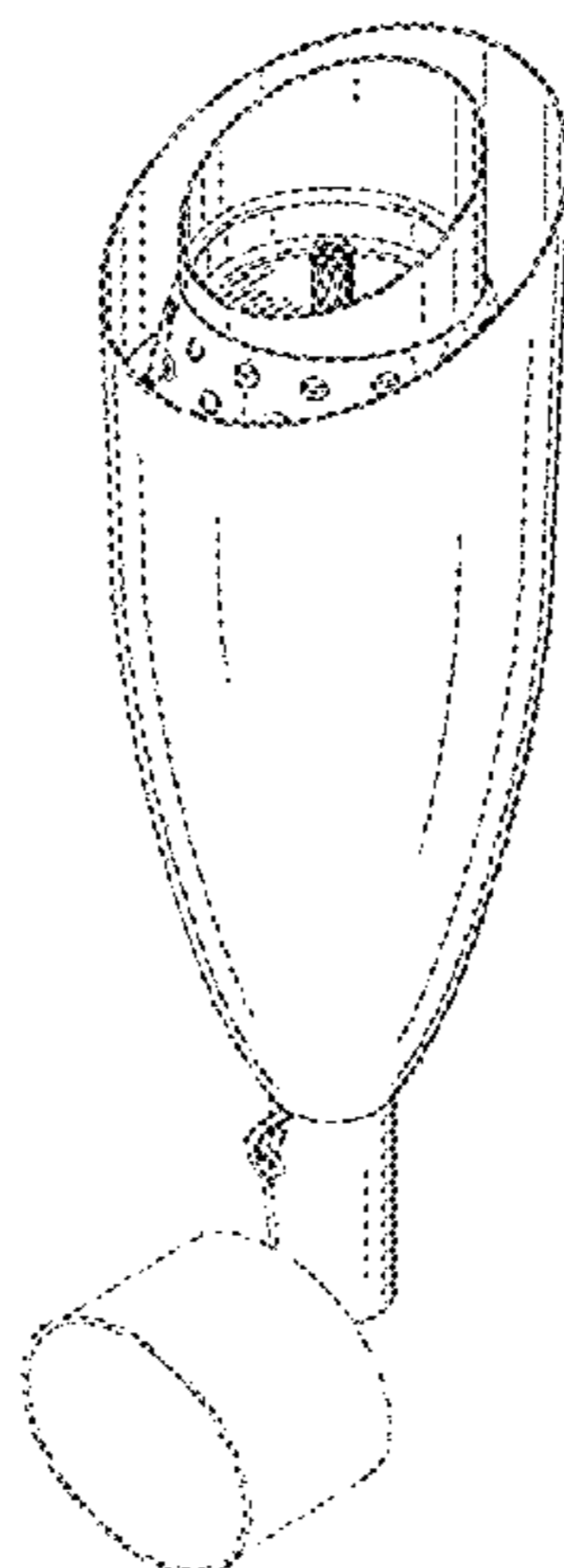
U.S. PATENT DOCUMENTS

203,043 A 4/1878 Hillegass
613,188 A 10/1898 Cadwallader et al.
1,705,877 A 3/1929 Ramsey
2,122,624 A 7/1938 Sauer
2,217,970 A 10/1940 Shearman et al.
2,684,182 A 7/1954 Gey
2,836,043 A 5/1958 Spethmann
3,270,192 A * 8/1966 Watson 362/293
3,364,704 A 1/1968 Bernstein
D262,999 S 2/1982 Spencer
4,477,247 A 10/1984 Kumasaka
D286,682 S * 11/1986 Greenlee D26/63
5,083,916 A 1/1992 Glennon et al.
5,101,328 A 3/1992 Hai
5,205,730 A * 4/1993 Capdeville 431/320
5,807,093 A 9/1998 Tendick, Sr.

DESCRIPTION

FIG. 1 is a front perspective view of the double shrouded torch of the present disclosure.
FIG. 2 is a front elevation view of the double shrouded torch of the present disclosure.
FIG. 3 is a back elevation view of the double shrouded torch of the present disclosure.
FIG. 4 is a left elevation view of the double shrouded torch of the present disclosure.
FIG. 5 is a right elevation view of the double shrouded torch of the present disclosure.
FIG. 6 is a top plan view of the double shrouded torch of the present disclosure.
FIG. 7 is a bottom plan view of the double shrouded torch of the present disclosure; and,
FIG. 8 is another front perspective view of the double shrouded torch of the present disclosure with a snuffer cap over the fire bowl.
The broken lines shown in the drawings illustrating the snuffer cap form no part of the claimed design.

1 Claim, 5 Drawing Sheets



US D679,048 S

Page 2

U.S. PATENT DOCUMENTS

6,514,070 B2 2/2003 Lu
D473,669 S * 4/2003 Hille et al. D26/63
6,612,720 B1 * 9/2003 Beadle 362/287
6,663,258 B1 12/2003 Kanter
D495,079 S * 8/2004 Mullen D26/63
7,156,653 B1 * 1/2007 DeMars 431/321
D575,893 S * 8/2008 Castellucci et al. D26/87
D589,188 S * 3/2009 Sabernig D26/62
D591,896 S * 5/2009 Plonski et al. D26/118
D611,637 S * 3/2010 Sabernig D26/63
D611,640 S * 3/2010 Sabernig D26/63
D625,850 S 10/2010 Lu
D659,871 S * 5/2012 Lee et al. D26/63

2001/0053504 A1 12/2001 Lu
2006/0147864 A1 7/2006 Donley
2006/0199129 A1 9/2006 Konkle, Jr.
2007/0169409 A1 7/2007 Chang
2009/0068608 A1 3/2009 Hansen
2009/0220904 A1 * 9/2009 Masterson et al. 431/321
2010/0255436 A1 10/2010 Lu

FOREIGN PATENT DOCUMENTS

CN 201014219 1/2008
CN 201348155 11/2009
FR 2745362 8/1997
WO WO03106895 12/2003

* cited by examiner

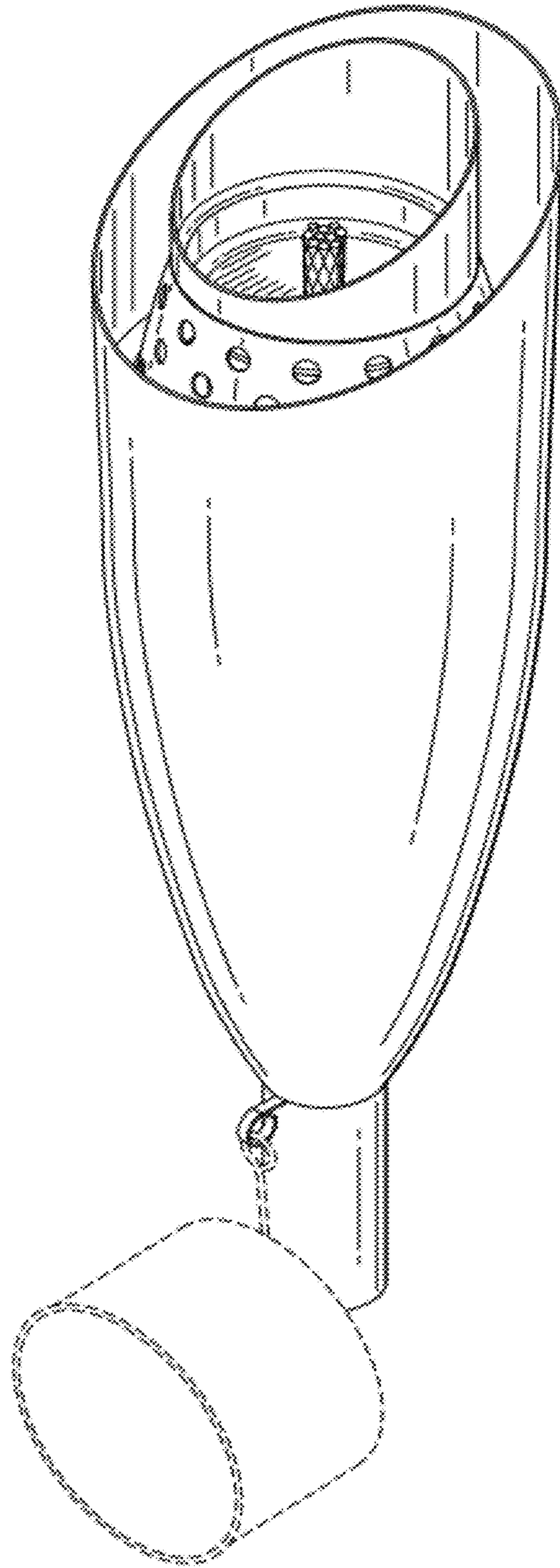


FIG. 1

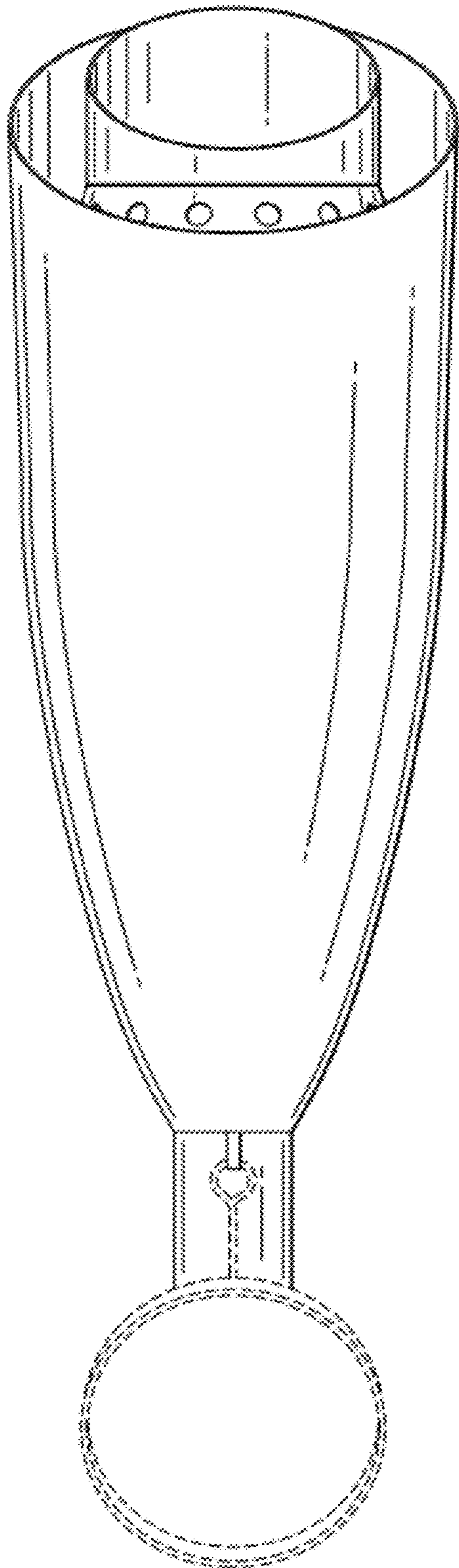


FIG. 2

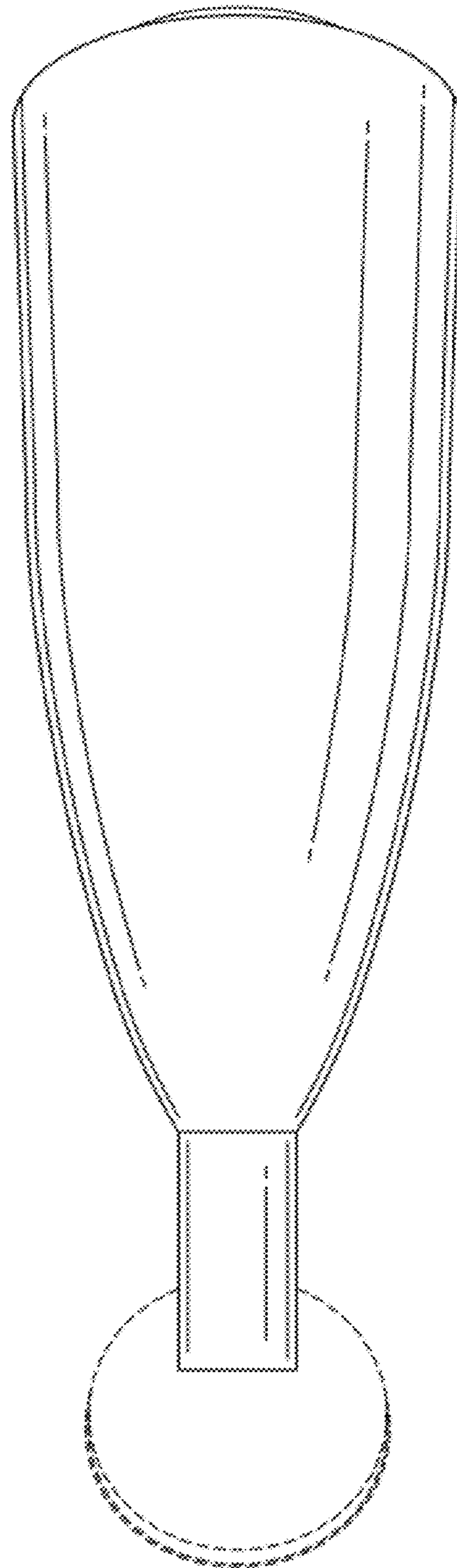


FIG. 3

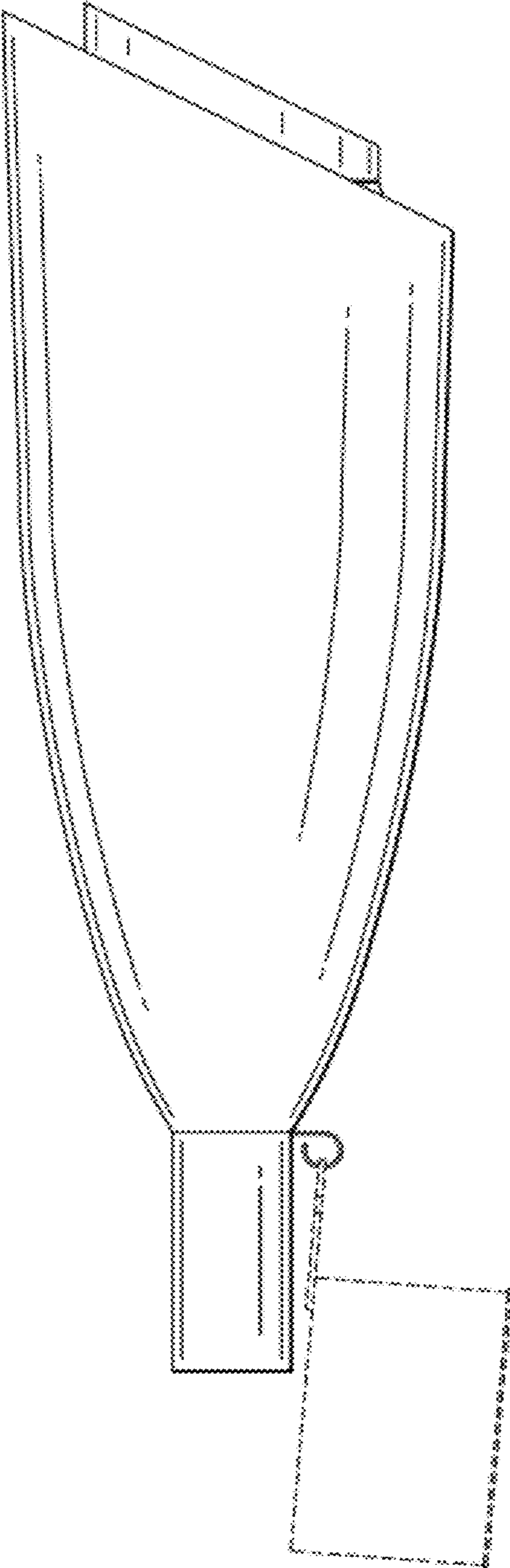


FIG. 4

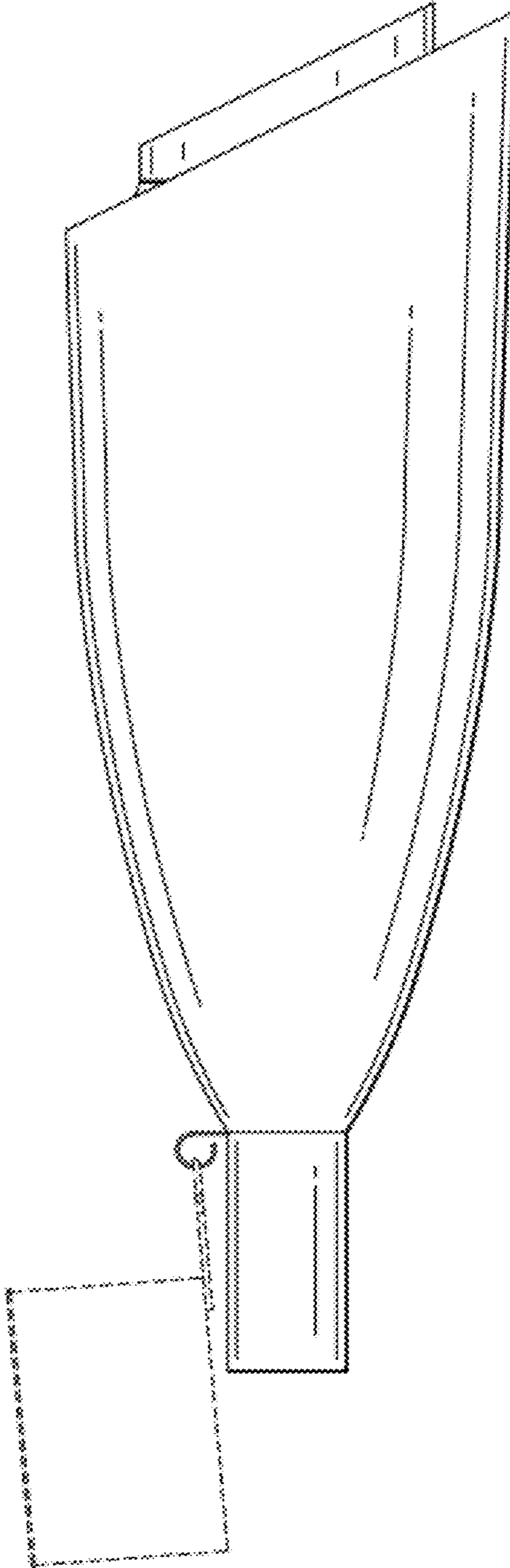


FIG. 5

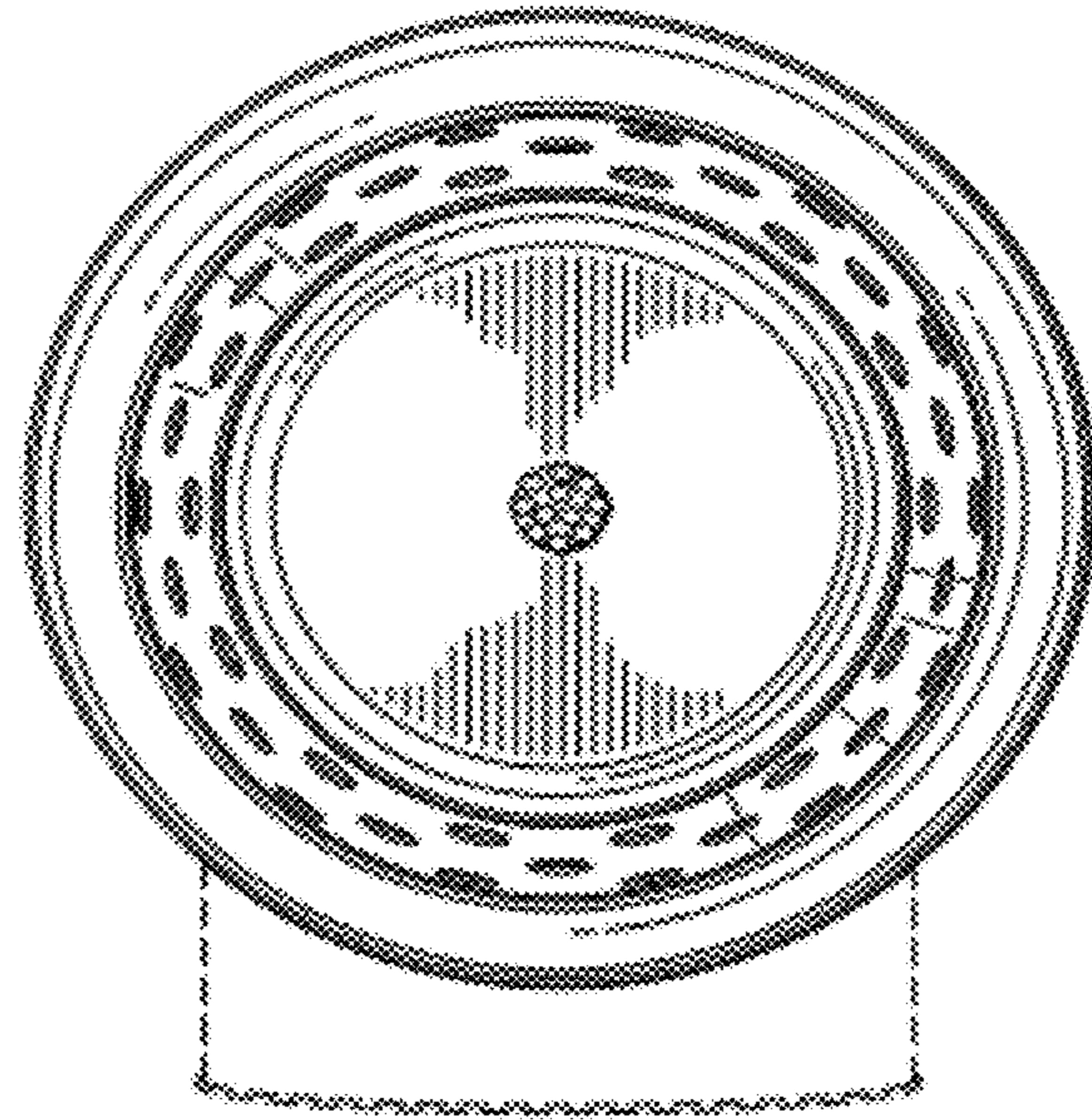


FIG. 6

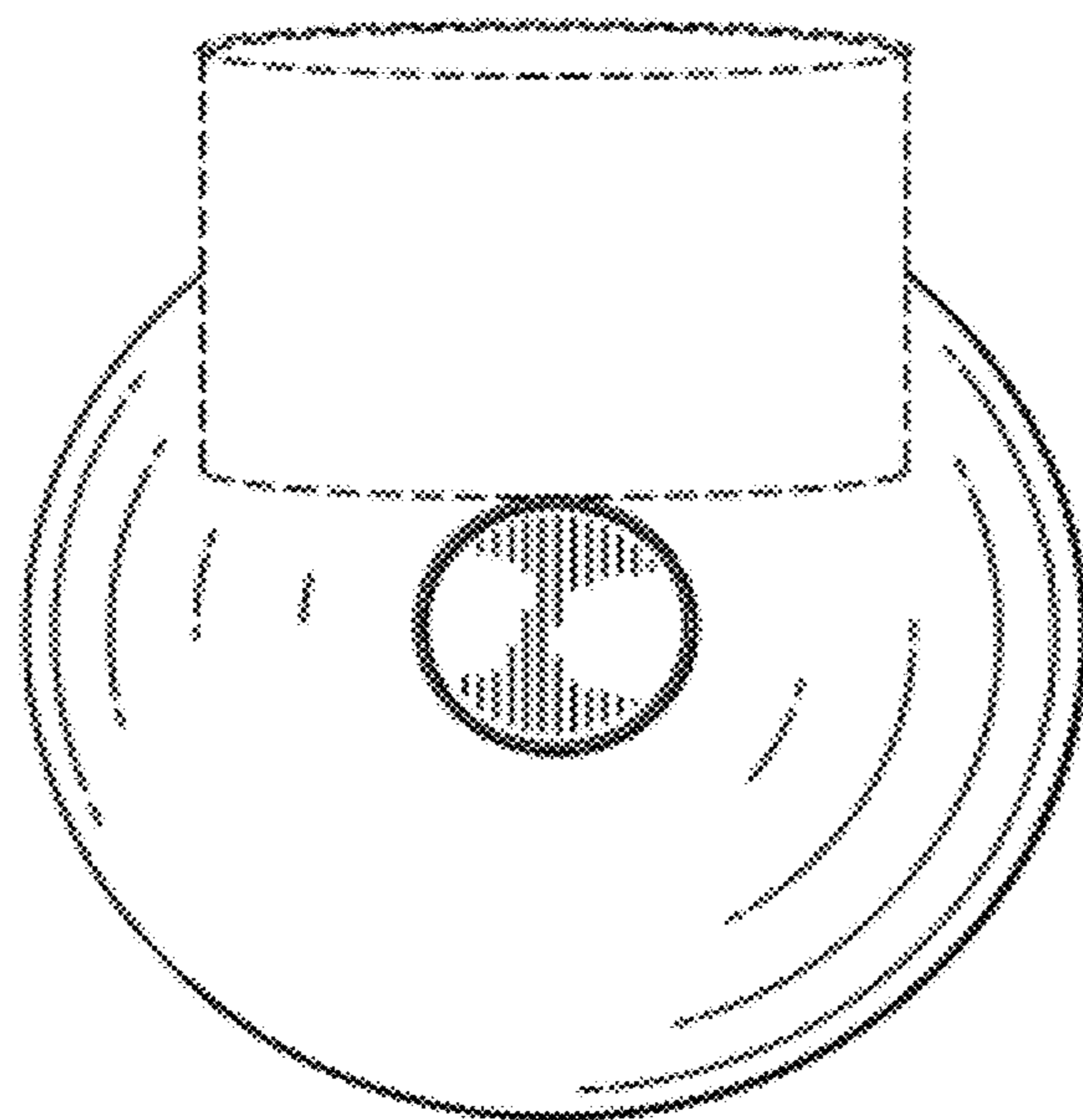


FIG. 7

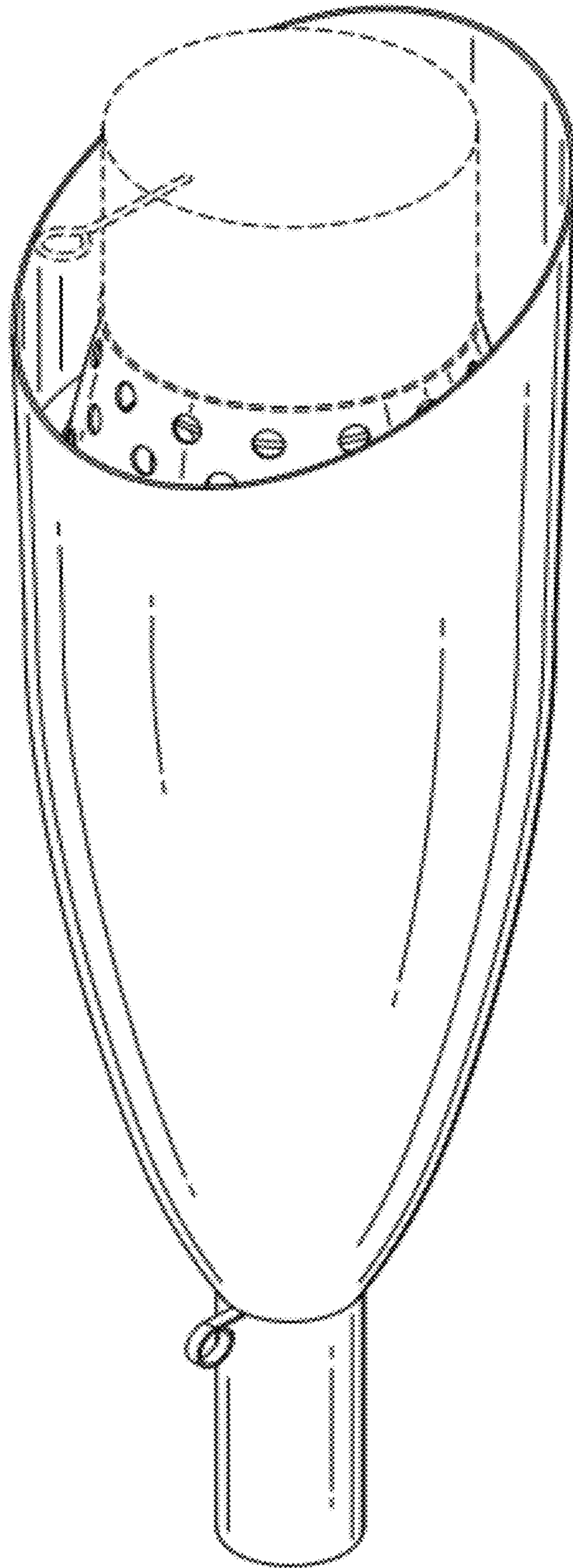


FIG. 8