



US00D679036S

(12) **United States Design Patent**  
**Inoue**

(10) **Patent No.:** **US D679,036 S**  
(45) **Date of Patent:** **\*\* Mar. 26, 2013**

(54) **ILLUMINATION DEVICE FOR INSPECTION**

(75) Inventor: **Yoshihiro Inoue**, Kyotanabe (JP)

(73) Assignee: **CCS Inc.**, Kyoto (JP)

(\*\*) Term: **14 Years**

(21) Appl. No.: **29/379,796**

(22) Filed: **Nov. 24, 2010**

(30) **Foreign Application Priority Data**

May 27, 2010 (JP) ..... 2010-013075

(51) **LOC (9) Cl.** ..... **26-05**

(52) **U.S. Cl.** ..... **D26/24**

(58) **Field of Classification Search** ..... D26/24,  
D26/37, 51, 58, 72, 85, 88, 89, 91, 93; 362/600,  
362/601, 602, 603, 612, 632, 572, 576, 577,  
362/33, 133, 145, 146, 147, 153, 311.02  
See application file for complete search history.

(56) **References Cited**

**U.S. PATENT DOCUMENTS**

D221,583	S	*	8/1971	Donato	.....	D26/67
4,951,045	A	*	8/1990	Knapp et al.	.....	340/944
6,755,550	B1	*	6/2004	Lackey	.....	362/147
D535,613	S	*	1/2007	Varalo et al.	.....	D13/108
D536,463	S	*	2/2007	Chiang	.....	D26/24
D558,382	S	*	12/2007	Cesaro	.....	D26/86
D603,547	S	*	11/2009	Starck	.....	D26/72
7,731,391	B2	*	6/2010	Messina et al.	.....	362/235

D625,877	S	*	10/2010	Hsu et al.	.....	D26/80
D643,964	S	*	8/2011	Heyrman	.....	D26/85
8,092,034	B2	*	1/2012	Zarian et al.	.....	362/145
D663,876	S	*	7/2012	Tomita et al.	.....	D26/37
2012/0020112	A1	*	1/2012	Fisher et al.	.....	362/608

\* cited by examiner

*Primary Examiner* — Angela J Lee

(74) *Attorney, Agent, or Firm* — Alleman Hall McCoy Russell & Tuttle LLP

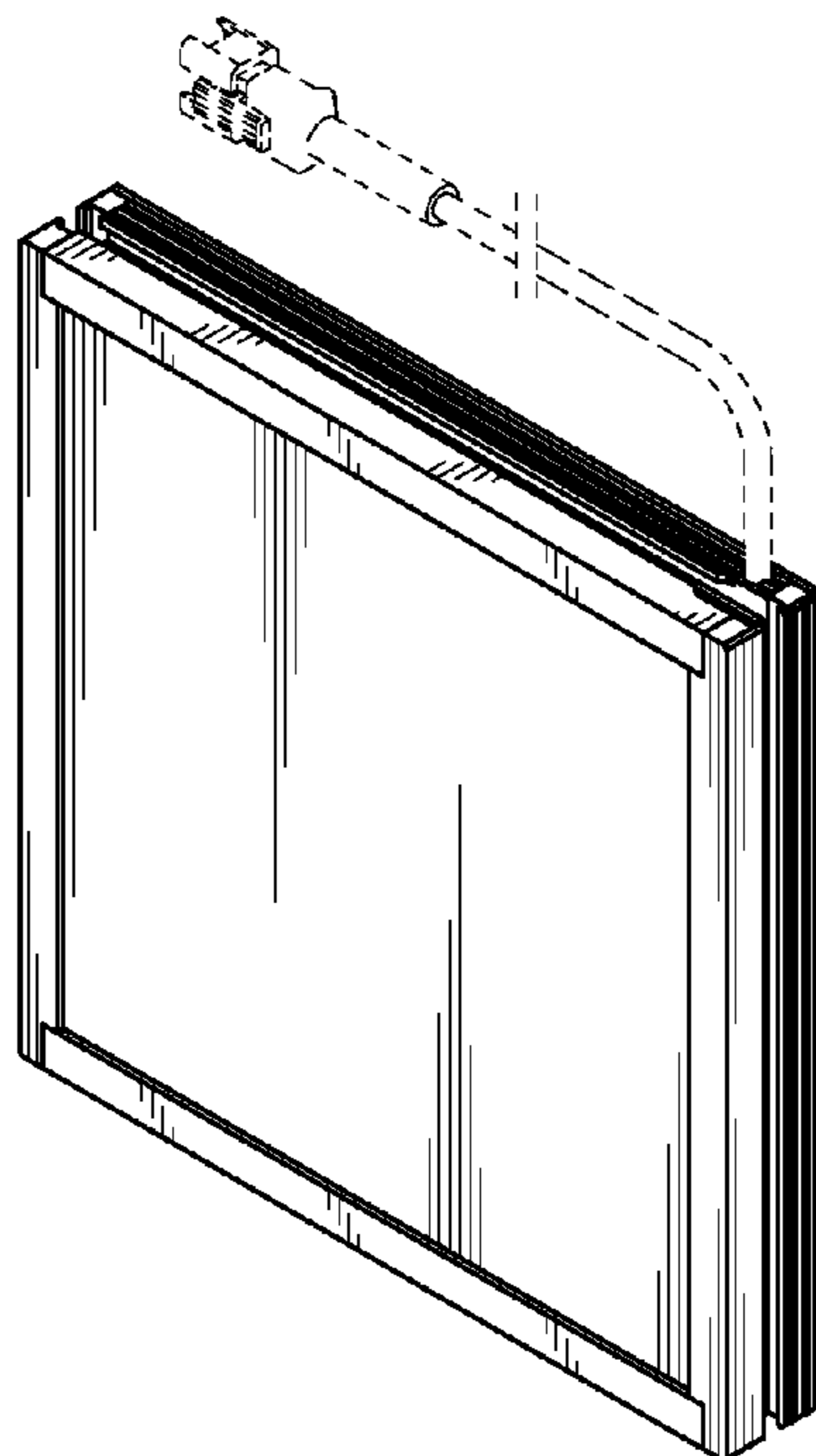
(57) **CLAIM**

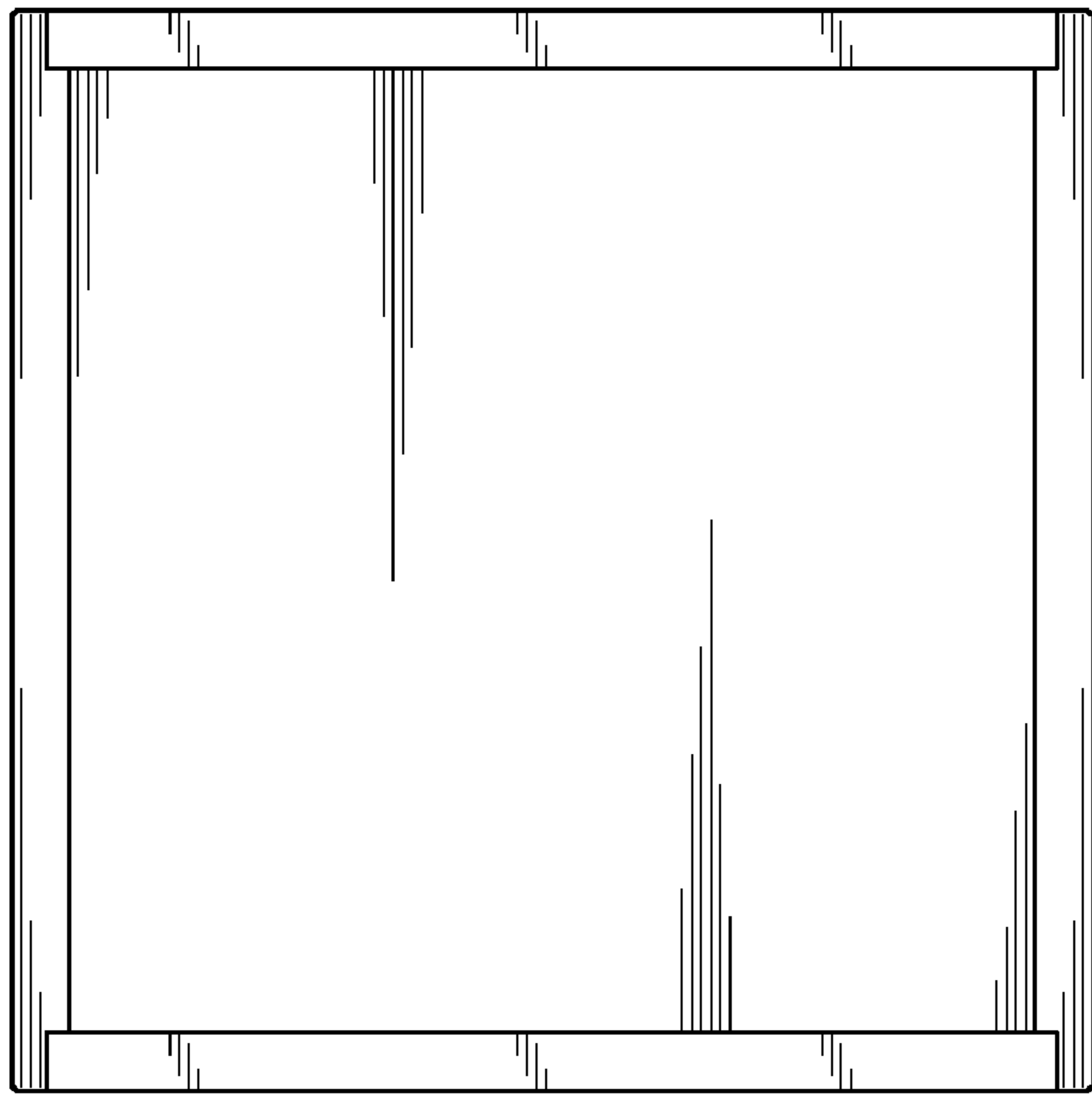
The ornamental design for an illumination device for inspection, as shown and described.

**DESCRIPTION**

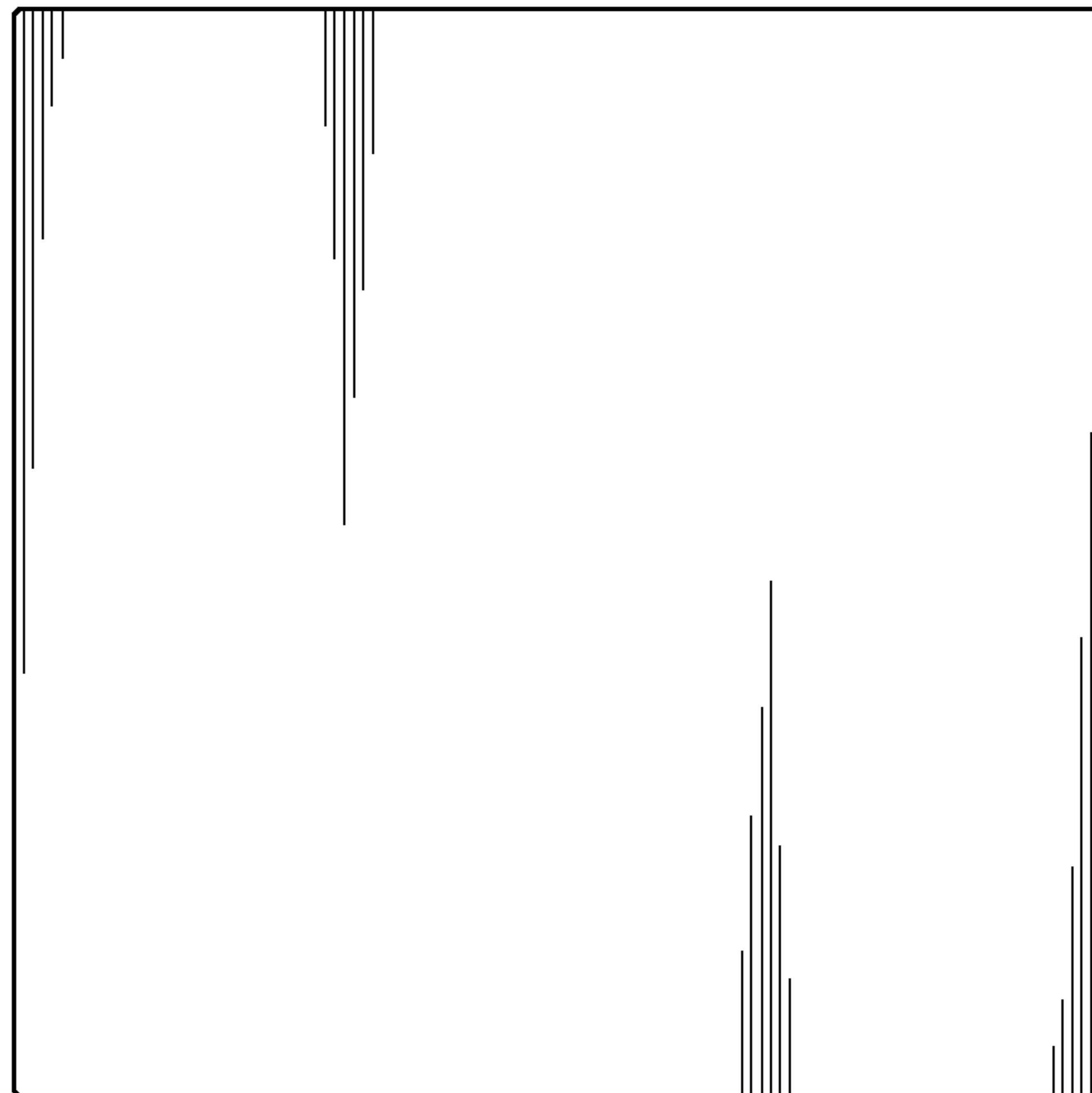
FIG. 1 is a front view of an illumination device for inspection. FIG. 2 is a rear view of the illumination device of FIG. 1. FIG. 3 is a right side view of the illumination device of FIG. 1. FIG. 4 is a left side view of the illumination device of FIG. 1. FIG. 5 is a top view of the illumination device of FIG. 1. FIG. 6 is a bottom view of the illumination device of FIG. 1; and, FIG. 7 is a front perspective view showing the illumination device of FIG. 1, with an electric cable attached thereto. The broken lines shown in the drawings represent an electric cable and form no part of the claimed design.

**1 Claim, 5 Drawing Sheets**







*FIG. 1*



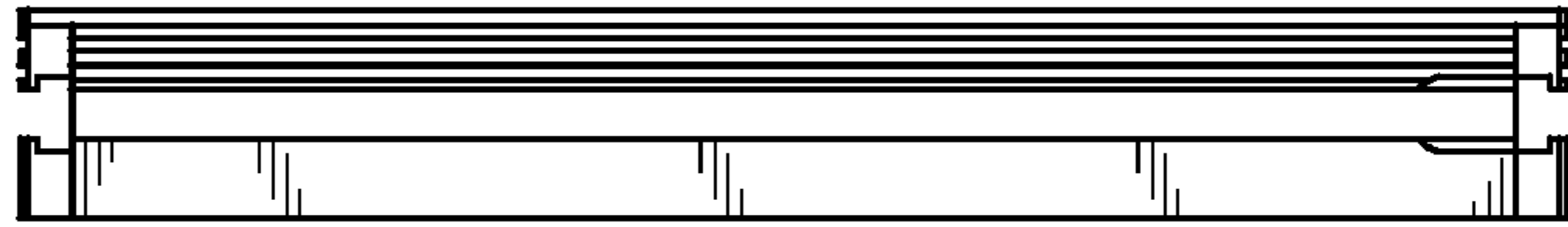
*FIG. 2*



*FIG. 3*



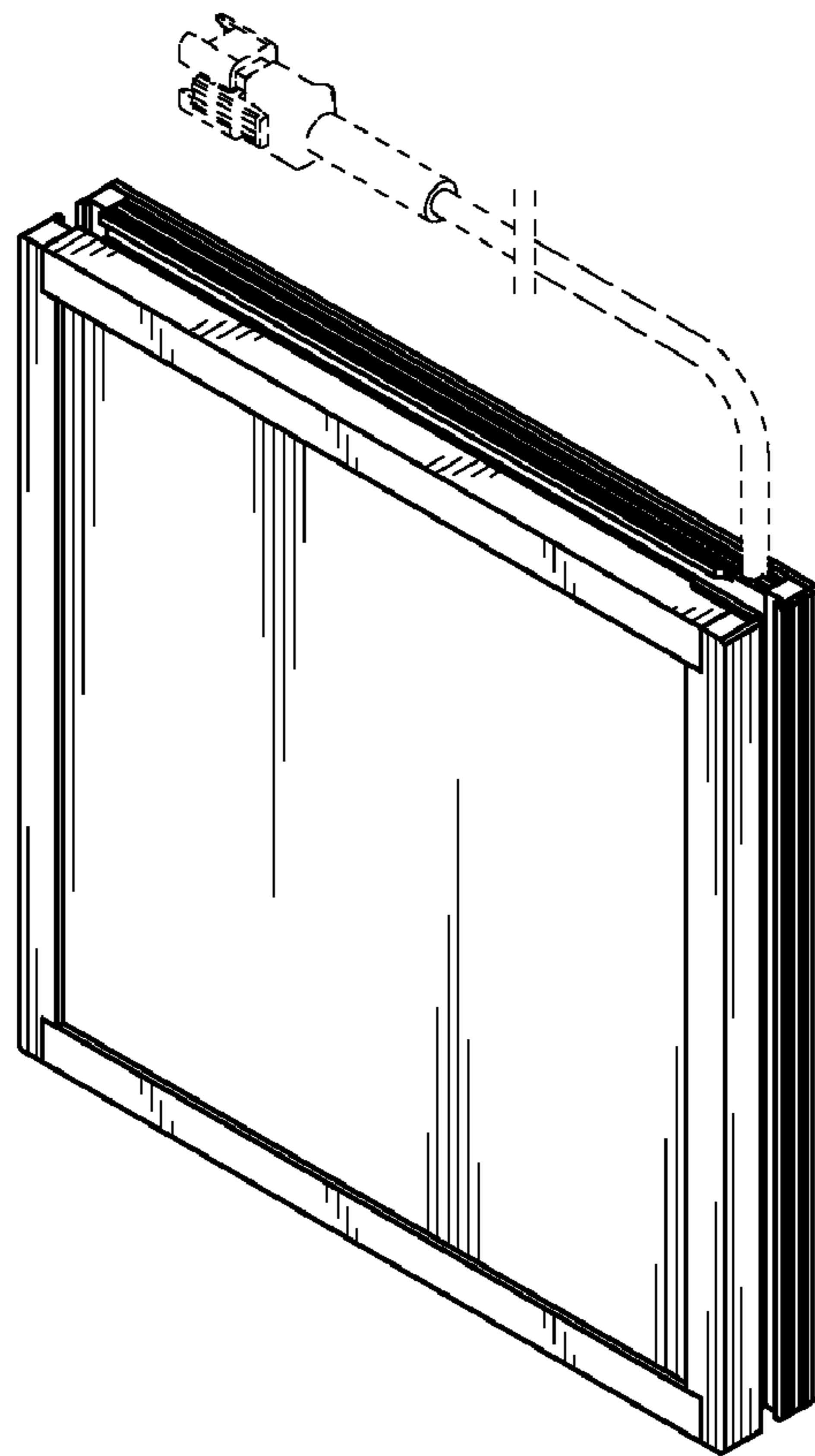
*FIG. 4*



*FIG. 5*



*FIG. 6*



*FIG. 7*

UNITED STATES PATENT AND TRADEMARK OFFICE  
**CERTIFICATE OF CORRECTION**

PATENT NO. : D679,036 S  
APPLICATION NO. : 29/379796  
DATED : March 26, 2013  
INVENTOR(S) : Yoshihiro Inoue

Page 1 of 1

It is certified that error appears in the above-identified patent and that said Letters Patent is hereby corrected as shown below:

Title Page

Item (57) on Line 2, delete “,”.

In the description of FIG. 6, delete “; and”.

Signed and Sealed this  
Fourth Day of June, 2013



Teresa Stanek Rea  
*Acting Director of the United States Patent and Trademark Office*