



US00D679029S

(12) **United States Design Patent**  
**Mugge et al.**

(10) **Patent No.:** **US D679,029 S**  
(45) **Date of Patent:** **\*\* Mar. 26, 2013**

(54) **MOLDED SURFACE OF A CONCRETE PRODUCT**

(75) Inventors: **Jimmie L. Mugge**, Inver Grove Heights, MN (US); **Jay J. Johnson**, Star Prairie, WI (US)

(73) Assignee: **Anchor Wall Systems, Inc.**, Minnetonka, MN (US)

(\*\*) Term: **14 Years**

(21) Appl. No.: **29/416,024**

(22) Filed: **Mar. 16, 2012**

1,564,490 A	12/1925	Parkhurst
1,574,123 A	2/1926	Sharpe
1,596,165 A	8/1926	Evans
1,693,852 A	12/1928	McQuain
1,751,272 A	3/1930	Forman
1,776,999 A	9/1930	Jensen
1,982,730 A	12/1934	Erkman
2,038,205 A	4/1936	Case
2,313,363 A	3/1943	Schmitt
2,457,368 A	12/1948	Hanson
2,517,432 A	8/1950	Hornberger
2,570,384 A	10/1951	Russell
2,682,093 A	6/1954	Clanton
2,819,495 A	1/1958	Krausz
2,882,689 A	4/1959	Huch et al.
D190,779 S	6/1961	Stekl

(Continued)

**Related U.S. Application Data**

(62) Division of application No. 29/373,661, filed on May 5, 2011, now Pat. No. Des. 658,783, which is a division of application No. 29/370,267, filed on Jun. 21, 2010, now Pat. No. Des. 639,455, which is a division of application No. 29/301,728, filed on Mar. 13, 2008, now Pat. No. Des. 620,614.

(51) **LOC (9) Cl.** ..... **25-01**

(52) **U.S. Cl.** ..... **D25/113**

(58) **Field of Classification Search** ..... D25/102-118, D25/136, 138, 140, 151, 152, 153, 156-162, D25/164; D21/484-491, 499-504; 405/16, 405/284, 286; 52/503-505, 574, 575, 596-612, 52/102; 404/27-42; 47/33; D8/1; D15/135, D15/136

See application file for complete search history.

(56) **References Cited**

**U.S. PATENT DOCUMENTS**

415,773 A	11/1889	Fiske
799,754 A	9/1905	Petrie
803,014 A	10/1905	McIlravy
813,901 A	2/1906	Leming et al.
819,055 A	5/1906	Fisher
824,235 A	6/1906	Damon
838,278 A	12/1906	Schwartz
1,086,975 A	2/1914	Aaronson
1,166,312 A	12/1915	Barten

**FOREIGN PATENT DOCUMENTS**

DE	196 34 499 A1	3/1998
DE	100 02 390 A1	7/2001

(Continued)

**OTHER PUBLICATIONS**

“Slab Molds, Dream Molds,” *KOBRA Formen GmbH*, 2 pages (Date Unknown).

(Continued)

*Primary Examiner* — Anhdao Doan

(74) *Attorney, Agent, or Firm* — Merchant & Gould P.C.

(57) **CLAIM**

The ornamental design for a molded surface of a concrete product, as shown and described.

**DESCRIPTION**

FIG. 1 is a front perspective view of a molded surface of a concrete product;

FIG. 2 is a front elevational view thereof;


FIG. 3 is a right side view thereof;

FIG. 4 is a left side view thereof;

FIG. 5 is a top view thereof; and,

FIG. 6 is a bottom view thereof. The broken lines in the drawing views are included for the purpose of illustrating portions of the molded surface of a concrete product that form no part of the claimed design.

**1 Claim, 6 Drawing Sheets**



# US D679,029 S

## U.S. PATENT DOCUMENTS

3,013,321	A	12/1961	McElroy	
3,204,316	A	9/1965	Jackson	
3,277,551	A	10/1966	Sekiguchi	
3,425,105	A	2/1969	Gulde	
3,530,553	A	9/1970	Engle et al.	
3,669,402	A	6/1972	Paulson	
3,694,128	A	9/1972	Foxen	
3,731,899	A	5/1973	Nuzzo	
3,795,721	A	3/1974	Gilbert et al.	
3,809,049	A	5/1974	Fletcher et al.	
3,918,877	A	11/1975	Pickett	
3,940,229	A	2/1976	Hutton	
3,981,953	A	9/1976	Haines	
4,050,864	A	9/1977	Komaki	
4,063,866	A	12/1977	Lurbiecki	
4,178,340	A	12/1979	Hyytinen	
4,272,230	A	6/1981	Abate	
4,784,821	A	11/1988	Leopold	
4,802,836	A	2/1989	Whissell	
4,869,660	A	9/1989	Ruckstuhl	
4,902,211	A	2/1990	Svanholm	
4,909,717	A	3/1990	Pardo	
D317,048	S	5/1991	Forsberg	
D317,209	S	5/1991	Forsberg	
D319,885	S	9/1991	Blomquist et al.	
D321,060	S	10/1991	Blomquist et al.	
5,056,998	A	10/1991	Goossens	
5,078,940	A	1/1992	Sayles	
5,183,616	A	2/1993	Hedrick	
5,211,895	A	5/1993	Jacklich, Sr.	
D341,215	S	11/1993	Blomquist et al.	
5,366,676	A	11/1994	Kobayashi	
5,372,676	A	12/1994	Lowe	
5,435,949	A	7/1995	Hwang	
5,484,236	A	1/1996	Gravier	
5,534,214	A	7/1996	Sakamoto et al.	
5,598,679	A	2/1997	Orton et al.	
5,651,912	A	7/1997	Mitsumoto et al.	
5,735,094	A	4/1998	Zember	
5,756,131	A	5/1998	Suh	
5,816,749	A	10/1998	Bailey, II	
5,827,015	A	10/1998	Woolford et al.	
D402,380	S	12/1998	Komoroski	
D429,004	S	8/2000	Strand et al.	
D435,304	S	12/2000	Rainey	
D437,422	S	2/2001	Bolles et al.	
D438,640	S	3/2001	Bolles et al.	
D445,512	S	7/2001	Sievert	
D448,856	S	10/2001	Boone	
6,321,740	B1	11/2001	Scherer et al.	
D452,332	S *	12/2001	Blomquist et al. ....	D25/113
D458,693	S	6/2002	Sievert	

D464,145	S	10/2002	Scherer	
D464,147	S *	10/2002	Van Cauwenbergh .....	D25/113
D466,619	S	12/2002	Britton	
D468,449	S	1/2003	Britton	
D479,002	S	8/2003	Nordstrand	
D479,003	S	8/2003	Nordstrand	
D482,133	S	11/2003	Scherer et al.	
D500,864	S	1/2005	Klettenberg et al.	
D501,492	S	2/2005	Riccobon	
D506,837	S	6/2005	Scherer	
D511,578	S	11/2005	Mugge et al.	
D513,805	S	1/2006	Scherer	
D518,578	S	4/2006	Mugge	
D529,195	S	9/2006	Mugge	
D529,628	S	10/2006	Mugge	
D530,831	S	10/2006	Mugge	
D532,910	S	11/2006	Mugge	
D538,946	S	3/2007	Mugge	
D541,950	S	5/2007	Mugge	
D541,951	S	5/2007	Mugge	
D584,423	S	1/2009	Mugge	
D585,567	S	1/2009	Mugge	
D586,478	S	2/2009	Price et al.	
D588,713	S	3/2009	Mugge	
D588,714	S	3/2009	Mugge	
D589,165	S	3/2009	Manthei et al.	
D598,135	S	8/2009	Mugge	
D620,614	S	7/2010	Mugge et al.	
D639,455	S	6/2011	Mugge et al.	
2003/0126821	A1	7/2003	Scherer	
2004/0098928	A1	5/2004	Scherer et al.	
2004/0218985	A1	11/2004	Klettenberg et al.	
2005/0102949	A1 *	5/2005	Whitson .....	52/596
2006/0110223	A1	5/2006	Dawson et al.	
2007/0289247	A1	12/2007	Hamel	

## FOREIGN PATENT DOCUMENTS

GB	944066	12/1963
GB	2 232 114 A	12/1990
GB	2092493	5/2000
GB	2092499	5/2000
GB	2092500	5/2000
GB	2092501	5/2000
WO	WO 03/060251 A1	7/2003

## OTHER PUBLICATIONS

“Kobra Slab Molds: Optimum Slab Production on Big Board Machines, Design and benefits,” *KOBRA*, 2 pages (Date Unknown). U.S. Appl. No. 29/301,729, filed Mar. 13, 2008. Office Action in Australia (Examination Report No. 1) for corresponding AU Design Reg. 307701, dated Mar. 14, 2007.

\* cited by examiner

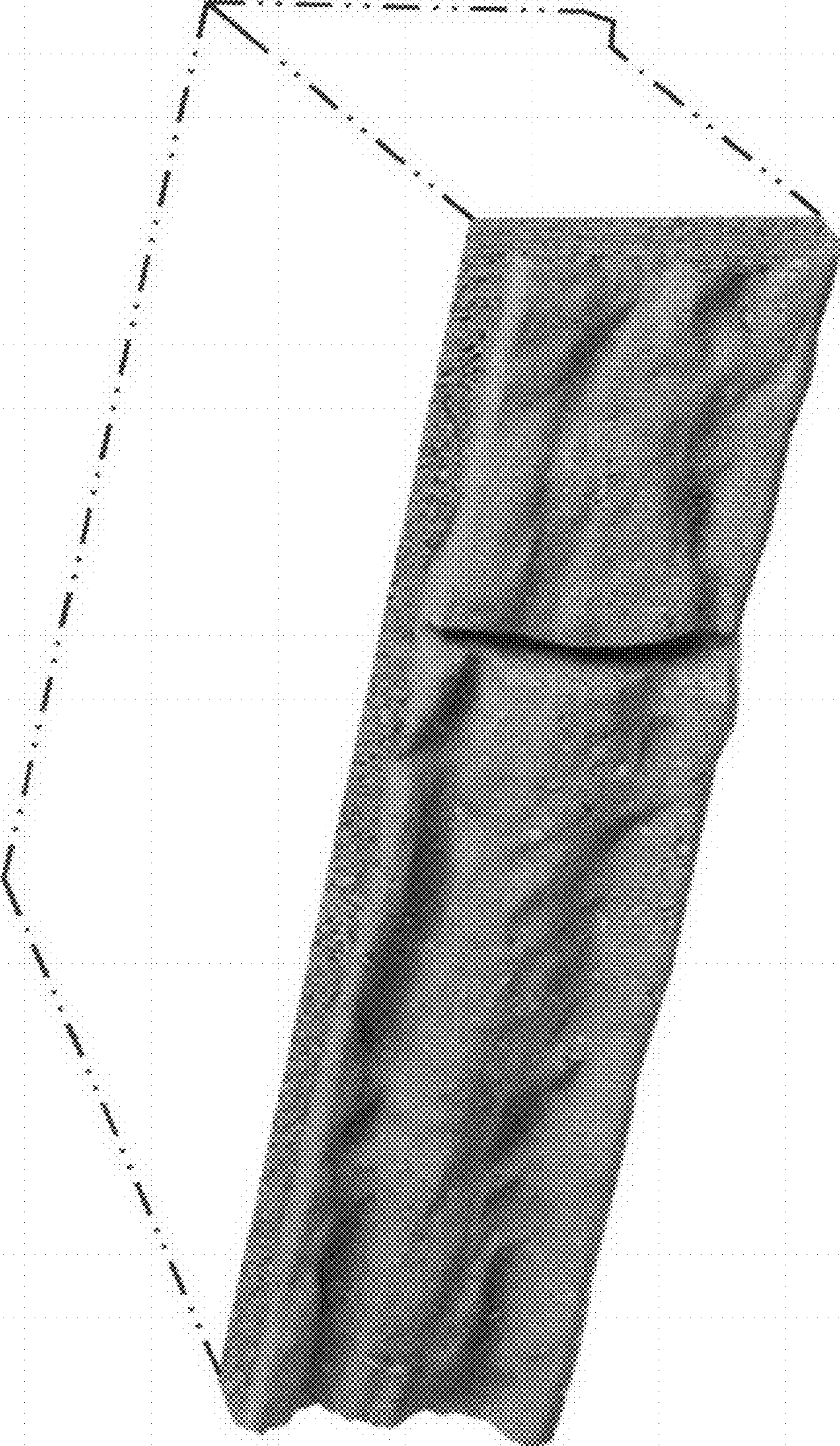


FIG. 1

FIG. 2






FIG. 3

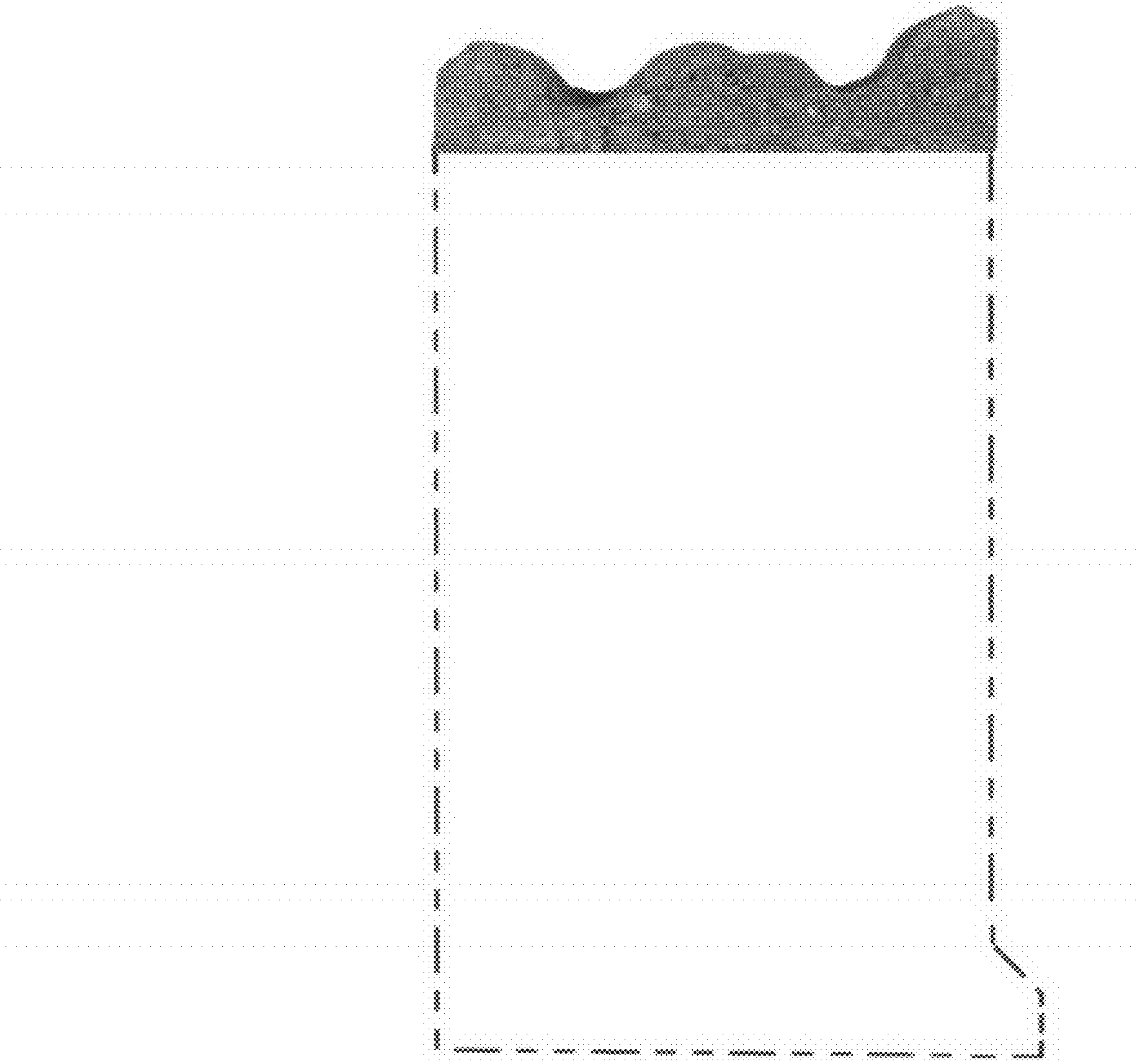


FIG. 4




FIG. 5




FIG. 6