



US00D679021S

(12) **United States Design Patent**
Tani et al.

(10) **Patent No.:** **US D679,021 S**
(45) **Date of Patent:** **** Mar. 26, 2013**

(54) **PROBE FOR ULTRASONIC DIAGNOSIS APPARATUS**

(75) Inventors: **Ryosuke Tani**, Ehime (JP); **Tamotsu Senda**, Ehime (JP); **Shinya Noguchi**, Tokyo (JP)

(73) Assignee: **Panasonic Corporation**, Osaka (JP)

(**) Term: **14 Years**

(21) Appl. No.: **29/423,154**

(22) Filed: **May 29, 2012**

(30) **Foreign Application Priority Data**

Apr. 13, 2012 (JP) 2012-008715

(51) **LOC (9) Cl.** **24-01**

(52) **U.S. Cl.** **D24/187**

(58) **Field of Classification Search** D24/107,
D24/141, 158, 164, 165, 167, 170, 186-187,
D24/231; D10/57, 60, 78, 80; 600/407,
600/461, 459; 378/98.7, 98.8, 189

See application file for complete search history.

(56) **References Cited**

U.S. PATENT DOCUMENTS

D387,867 S * 12/1997 Henderson et al. D24/187
D389,918 S * 1/1998 Ninomiya et al. D24/186
D389,919 S * 1/1998 Ninomiya et al. D24/186
D390,959 S * 2/1998 Mesaros et al. D24/186
D392,044 S * 3/1998 Mesaros et al. D24/186
D544,606 S 6/2007 Hasegawa et al.
D545,433 S * 6/2007 Messerly et al. D24/158
D546,460 S 7/2007 Hasegawa

D596,300 S * 7/2009 Han et al. D24/186
D598,108 S * 8/2009 Hasegawa D24/186
D609,352 S 2/2010 Kitayama
D616,990 S * 6/2010 Suzuki D24/186
D616,991 S * 6/2010 Kitayama D24/186
D622,401 S * 8/2010 Suzuki D24/187

FOREIGN PATENT DOCUMENTS

JP D1161642 12/2002
JP D1295934 12/2007
JP D1296237 12/2007
JP D1356808 4/2009
JP D1429841 12/2011

* cited by examiner

Primary Examiner — T. Chase Nelson

Assistant Examiner — Mark Cavanna

(74) *Attorney, Agent, or Firm* — Brinks Hofer Gilson & Lione

(57) **CLAIM**

We claim the ornamental design for a probe for ultrasonic diagnosis apparatus, as shown and described.

DESCRIPTION

FIG. 1 is a top perspective view of a probe for ultrasonic diagnosis apparatus of the present invention;

FIG. 2 is a top view thereof;

FIG. 3 is a bottom view thereof;

FIG. 4 is a first side view thereof;

FIG. 5 is a second side view thereof;

FIG. 6 is a front view thereof; and,

FIG. 7 is a rear view thereof.

The broken lines shown represent unclaimed subject matter and form no part of the claimed design.

1 Claim, 7 Drawing Sheets

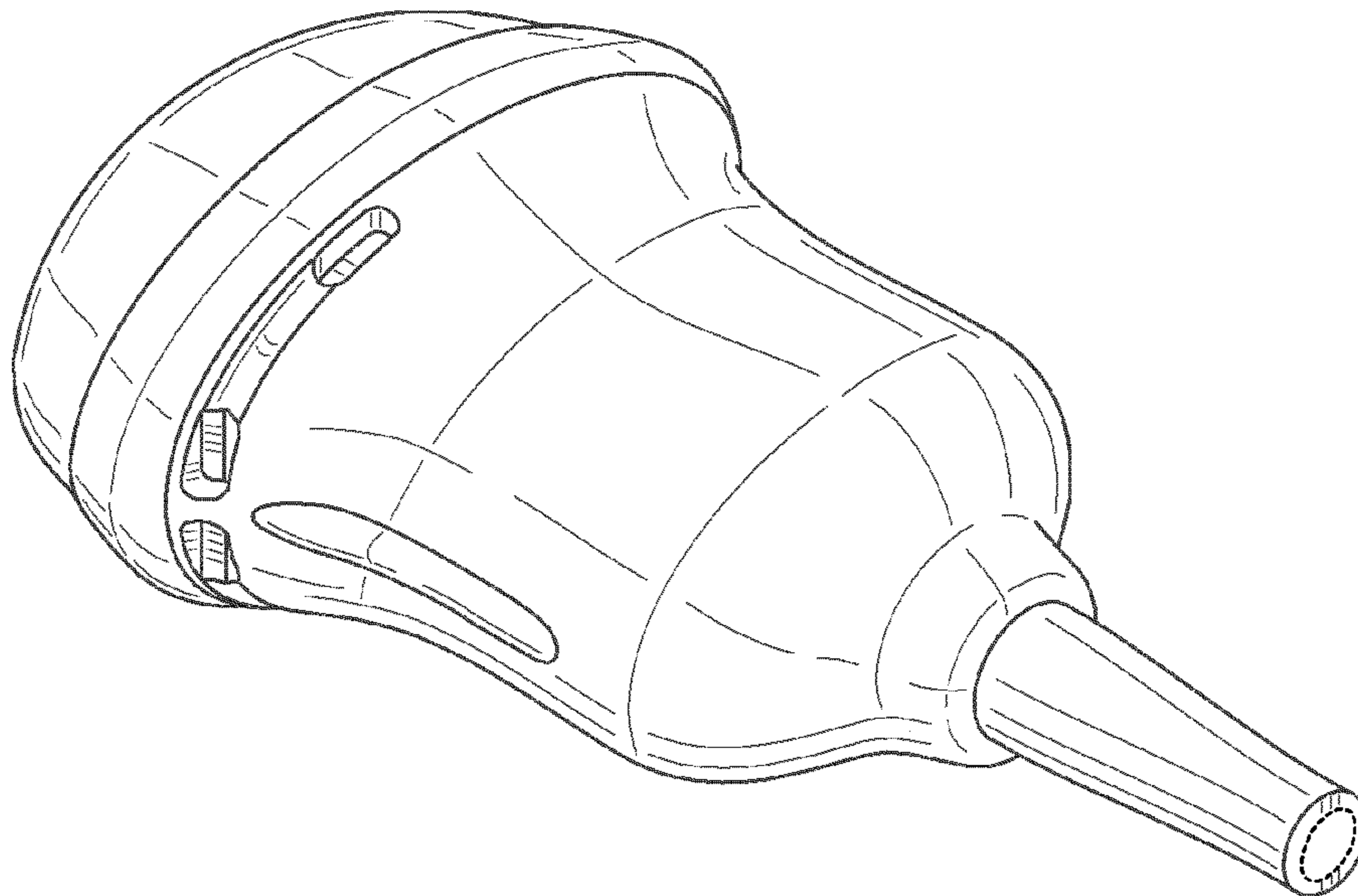


FIG.1

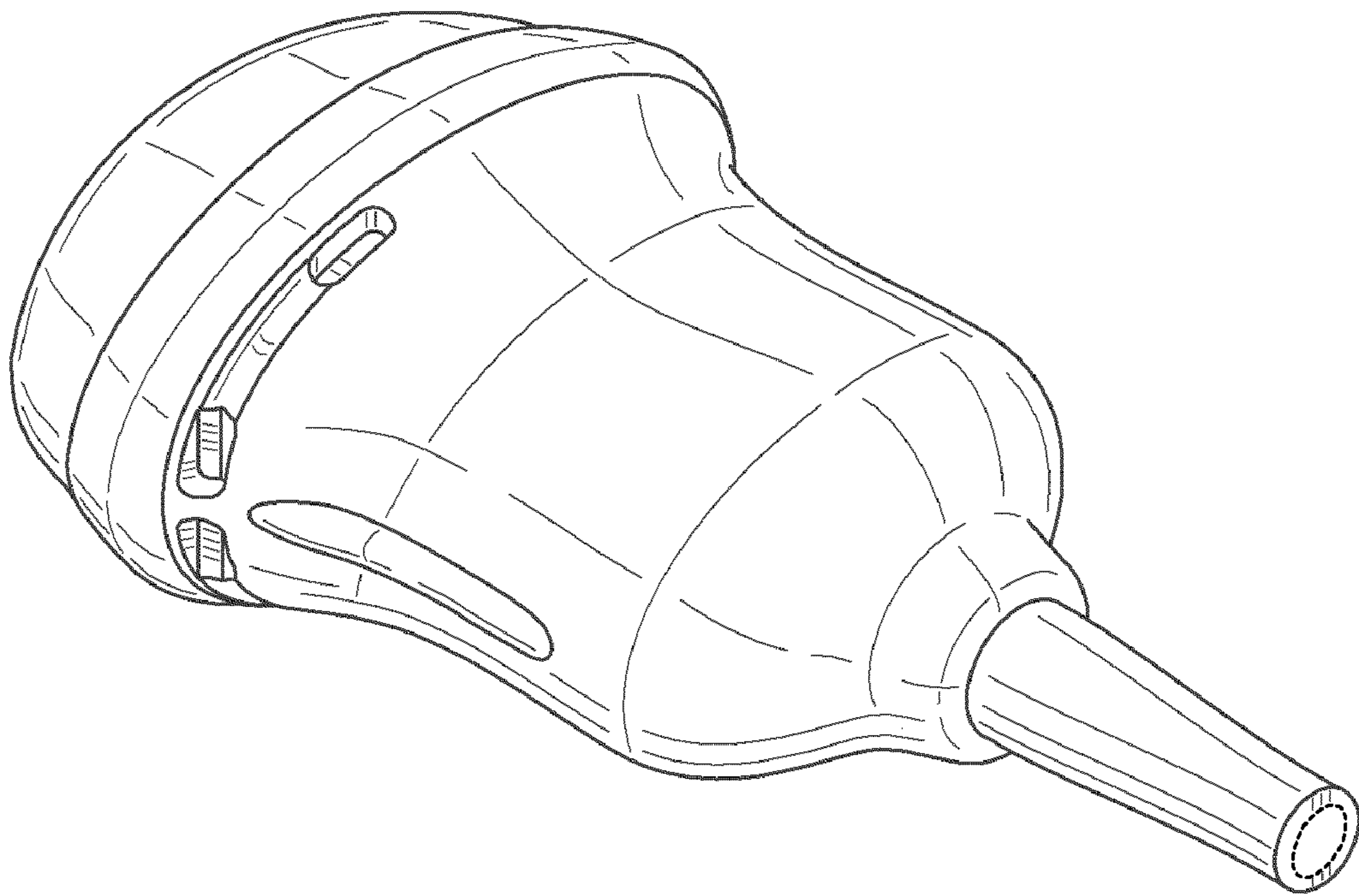


FIG.2

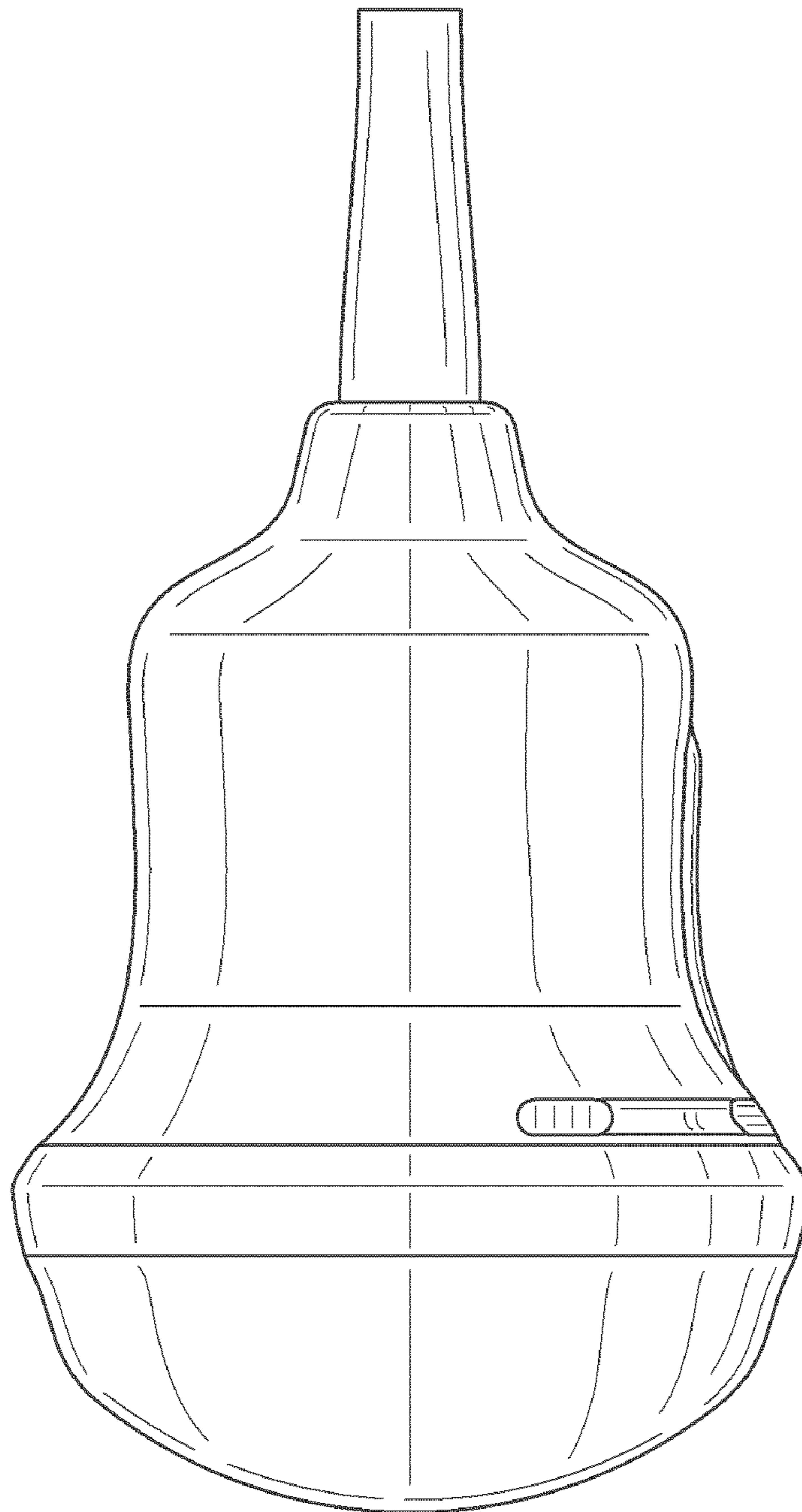


FIG.3

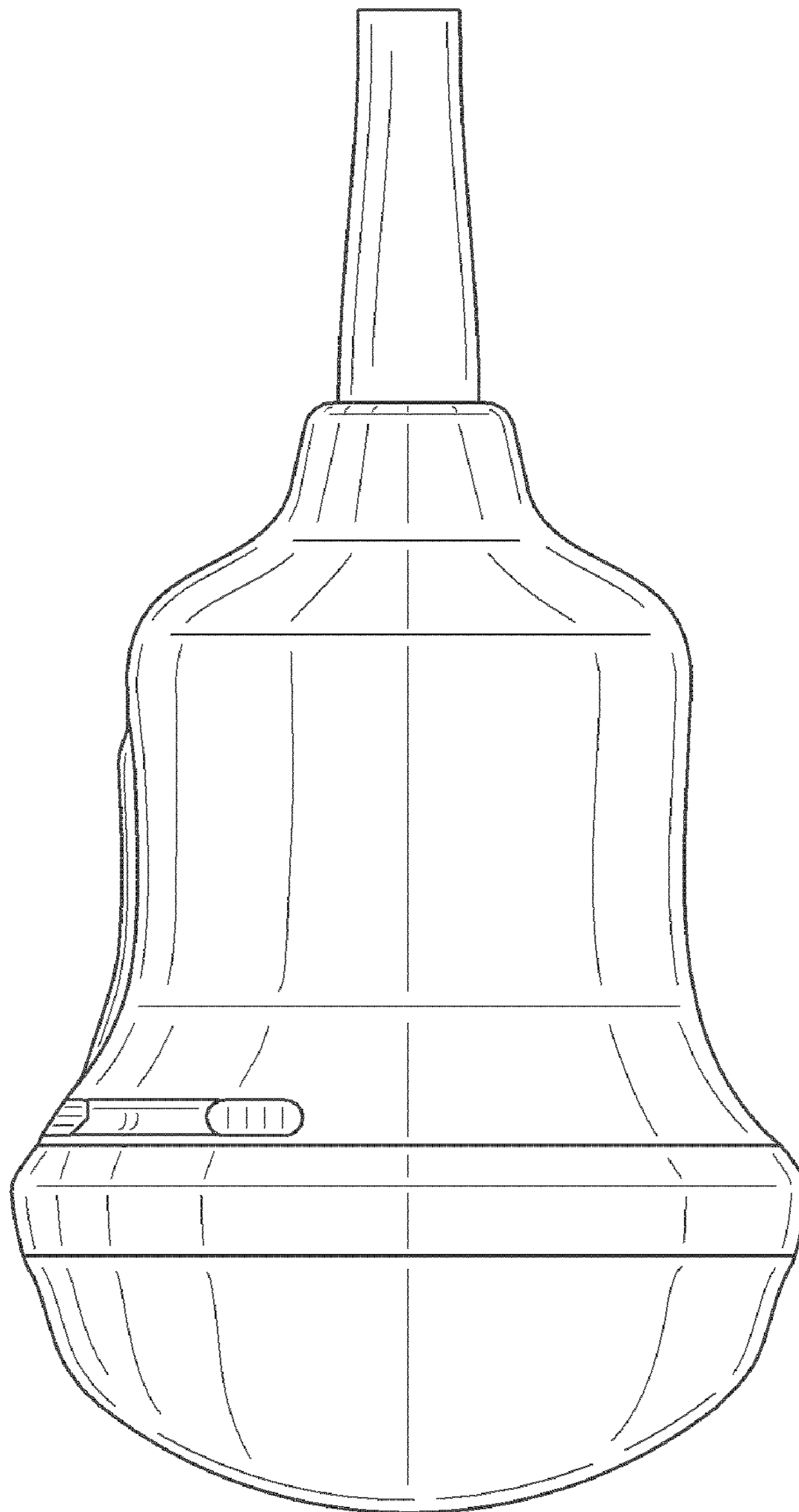


FIG.4




FIG.5




FIG.6

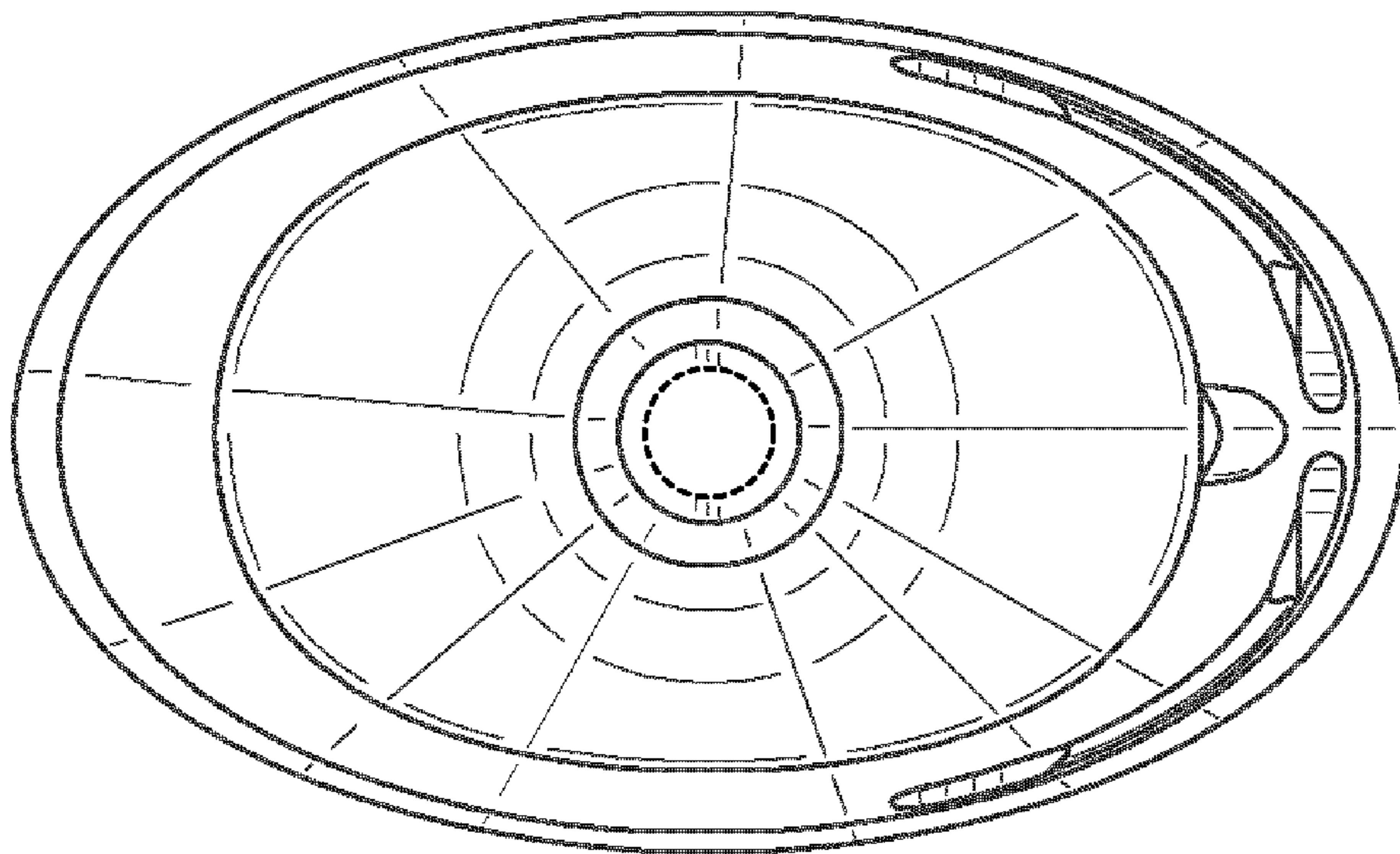


FIG.7

