



US00D678962S

(12) **United States Design Patent**
Tsuchiya

(10) **Patent No.:** **US D678,962 S**
(45) **Date of Patent:** **** Mar. 26, 2013**

(54) **TOY CAR**

D455,799 S * 4/2002 Yamazaki D21/551
D611,998 S * 3/2010 Pucci D21/433
D643,478 S * 8/2011 Lai D21/424

(75) Inventor: **Chihiro Tsuchiya**, Tokyo (JP)

(73) Assignee: **Epoch Company Ltd.**, Tokyo (JP)

(**) Term: **14 Years**

(21) Appl. No.: **29/389,447**

(22) Filed: **Apr. 12, 2011**

(30) **Foreign Application Priority Data**

Oct. 29, 2010 (JP) 2010026039

(51) **LOC (9) Cl.** **21-01**

(52) **U.S. Cl.** **D21/551**

(58) **Field of Classification Search** D14/137,
D14/138, 143, 144, 147, 148, 149, 150, 168,
D14/170-171, 188, 189, 193-198, 207, 218,
D14/250; D21/516, 532, 539, 548, 549,
D21/550, 551; 446/431, 447-448, 456, 465-466;
455/344, 350, 351

See application file for complete search history.

(56) **References Cited**

U.S. PATENT DOCUMENTS

1,991,654 A * 2/1935 Brubaker 446/471
D179,549 S * 1/1957 Rivolta D12/90
D232,029 S * 7/1974 Glass et al. D21/548
4,466,215 A * 8/1984 Hanazato 446/469
D302,554 S * 8/1989 McKenna D14/143
D393,888 S * 4/1998 Callif D21/433
D416,056 S * 11/1999 Wu D21/433

OTHER PUBLICATIONS

Sylvanian Family—Red Car. Toys R Us. Dec. 17, 2011 [online], [retrieved on Sep. 21, 2012]. Retrieved from the Internet <URL: <http://www.toysrus.com.au/sylvanian-family-red-car/w1/i1998313/>>.*

* cited by examiner

Primary Examiner — Philip S Hyder

Assistant Examiner — Darlington Ly

(74) *Attorney, Agent, or Firm* — The Marbury Law Group, PLLC

(57) **CLAIM**

The ornamental design for a toy car, as shown and described.

DESCRIPTION

FIG. 1 is a left side view of the toy car design, the right side view is a mirror image of the left side.

FIG. 2 is a top view of the toy car design.

FIG. 3 is a front view of the toy car design.

FIG. 4 is a rear view of the toy car design.

FIG. 5 is bottom view of the toy car design.

FIG. 6 is a front/left side perspective view of the toy car design; and,

FIG. 7 is a rear/left side perspective view of the toy car design.

The broken lines shown in the underside of the toy car in FIGS. 1 and 3-7 illustrate portions of the toy car that form no part of the claimed design.

1 Claim, 7 Drawing Sheets




Fig. 1

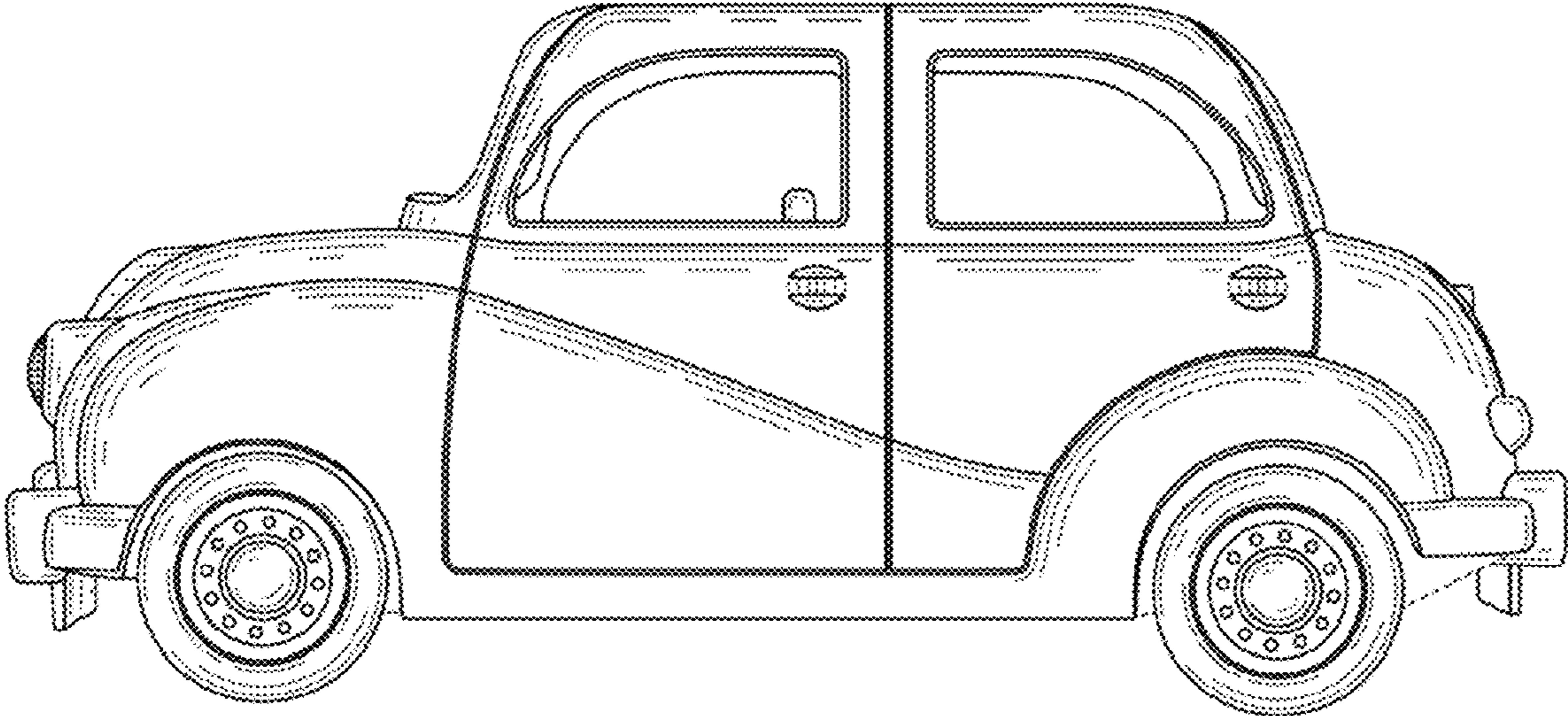


Fig. 2

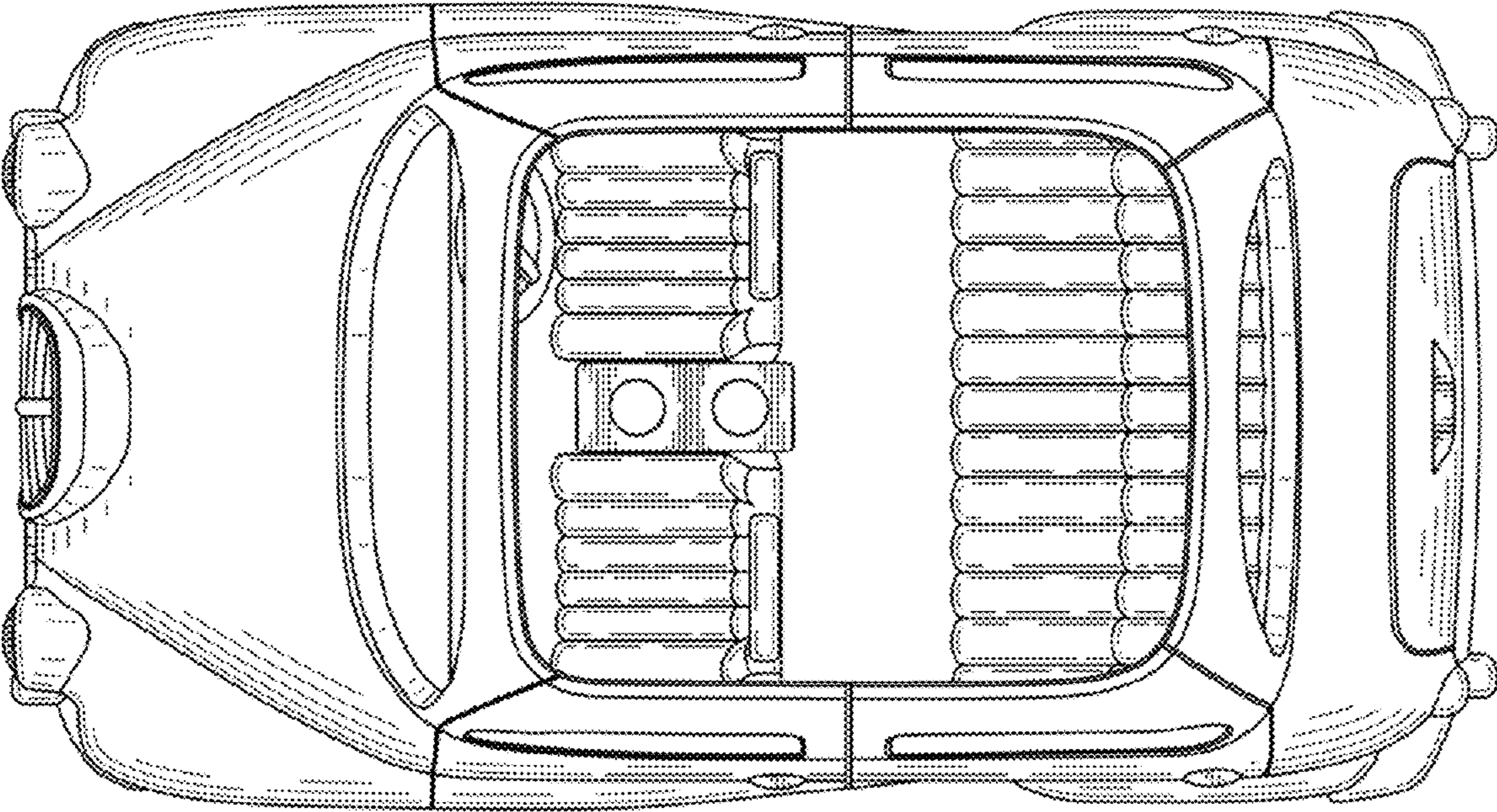


Fig. 3




Fig. 4




Fig. 5

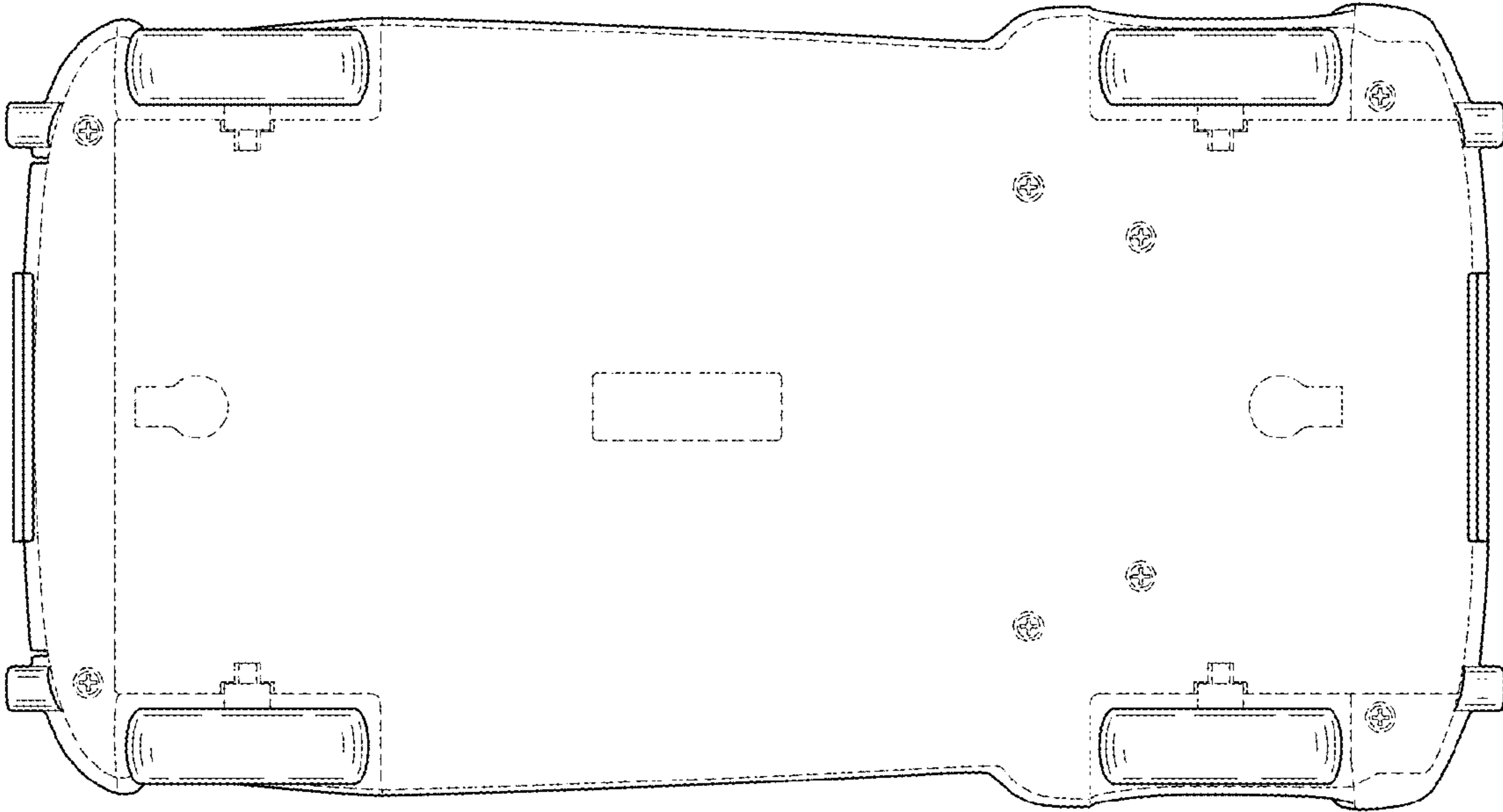


Fig. 6




Fig. 7

